

County of Ventura

County Executive Office



Fiscal Year 2026-27

County Services Rates & Fees

May 19, 2026



COUNTY of VENTURA

COUNTY EXECUTIVE OFFICE
SEVET JOHNSON, PsyD
County Executive Officer

Mike Pettit
Assistant County Executive Officer

Scott Powers
County Chief Financial Officer

Danielle Keys
County Human Resources Director
Labor Relations

May 19, 2026

County of Ventura Board of Supervisors

SUBJECT: Public Hearing Regarding Adoption of Resolutions Establishing and Amending the Service Rates and Fees for Various Services of the County, Watershed Protection District, and Fire Protection District for Fiscal Year 2026-27; and Adoption of a Resolution Amending the Rents, Fees, and Insurance Requirements for the Harbor Department and Reaffirming the Harbor Director's Authority to Approve Agreements within Board-Established Guidelines. (RECOMMENDATION #2 REQUIRES 4/5THS VOTE)

RECOMMENDATIONS

It is recommended that your Board, acting as the Board of Supervisors of the County, Board of Directors of the Fire Protection District and Board of Supervisors of the Watershed Protection District, take the following actions as applicable:

1. APPROVE and ADOPT resolutions (Attachments 1 through 5, 7 through 10, and 12 through 19) establishing and amending the service rates and fees for various services of the County, Watershed Protection District and Fire Protection District (latter two collectively "Special Districts") for Fiscal Year (FY) 2026-27.
2. APPROVE and ADOPT the resolution (Attachment 6) amending the Harbor Department's rents, fees and insurance requirements and reaffirming the Harbor Director's authority to approve agreements as provided in the resolution within Board-established guidelines. **(REQUIRES 4/5THS VOTE)**

FISCAL/MANDATES IMPACT

Although state law does not mandate that a county establish and impose service rates and fees, state law does set limits on certain types of fees if a county does decide to charge service rates and fees to help pay for such services. The amount of revenue collected from many service rates and fees is dependent on the volume of services demanded by the public. The County Executive Office FY 2026-27 Preliminary Budget contains over \$1.63 billion in revenue from Charges for Services (a 1.94% increase from

FY 2025-26), some of which are generated from these service rates and fees. Because of the broad scope of revenues included in Charges for Services, the increases or decreases in revenue may not directly correlate to the increases or decreases in the service rates and fees included in the various attachments to this Board letter.

General Fund revenue from Charges for Services is budgeted to increase by \$3.7 million, which represents a 1.61% increase from the FY 2025-26 Adopted Budget. This increase is primarily driven by recently negotiated labor agreements, general salary increases, market-based adjustments, and impacts of California Senate Bill (SB) 525 that established a staggered minimum wage increase of up to \$25/hour for health care workers.

Non-General Fund revenue from Charges for Services is budgeted to increase by approximately \$27.3 million, which represents a 2.00% increase from the FY 2025-26 Adopted Budget. Growth is primarily driven by increases in behavioral health charges, and charges driven by facilities projects. However, this growth is offset by Ventura County Medical System's \$14.6 million anticipated reduction in revenue that is primarily driven by federal changes, including the passage of House Resolution 1 (H.R.1). This includes overall funding uncertainty and reduced patient volume due to significant changes to Medi-Cal eligibility requirements.

DISCUSSION

A. General Overview of Service Rates and Fees

In the past, your Board has adopted numerous resolutions, various ordinances, and ordinance amendments establishing or amending service rates and fees for the County, Fire Protection District and Watershed Protection District. Today's recommended actions establish or amend some of these County and Special District service rates and fees in order to partially offset the increased costs of those governmental services.

County agencies and departments provide a variety of valuable public services for which they are allowed by law to recover their costs through regulatory fees. Except where set by law, such regulatory fees generally must be established so as to be reasonably related to the fee payer's burden imposed on the regulatory system or the benefit received by the fee payer from the regulatory activity or public service. There are two basic types of regulatory fees included here: (1) those that are based on service rates; and (2) those that are based on fixed charges. Service rates reflect the per hour cost of a particular County staff person's classification and are specified in Attachment 1, Schedule A. Service rates are primarily composed of salary and benefits and any applicable overhead costs. Once adopted, service rates may either be incorporated by reference into various contracts, resolutions, and ordinances imposing regulatory fees for various County services or be used to calculate the amount of the regulatory fee to be charged. Many of

the service rates in Attachment 1, Schedule A, are not currently being utilized to calculate regulatory fees but are maintained on an “as needed basis.”

The second type of regulatory fee is a fixed charge or dollar amount that is charged to the person or entity requesting or initiating the need for specific government services. Some of these fixed charges for County and Special District services are found in Attachment 1, Schedule A, and other fixed charges are contained in Attachments 2-10 and 12-19. Both the service rates and fixed charges are based on the estimated time to perform tasks using County and Special District salary and benefits, and other applicable costs which are consistent with those found in the County’s proposed FY 2026-27 Preliminary Budget.

B. Exceptions to the Board Policy of Full Cost Recovery

Every County agency and department has determined that its services rates and fees are consistent with your Board’s policy of full cost recovery. There are, however, a few exceptions to your Board’s full cost recovery policy which include, but are not limited to, the following: (1) Certain Health Care Agency fees which are based on state Medi-Cal guidelines which are often below actual costs. (2) Public Works Agency (PWA) Road Encroachment permit fees which are intentionally held to less than full cost recovery in an effort to encourage property owners and contractors who perform work in the County road right-of-way to obtain the necessary permits from PWA Transportation. This is done in the interest of public safety. Therefore, in order to avoid the attendant public safety problem that may come with full cost recovery for this fee, the Road Encroachment fees have historically been set at levels below full cost recovery. (3) Transportation Permit Fees for Extralegal Loads (i.e., oversized vehicles), which are established by state statute and cannot be changed without action by the state. (4) Under the Health Care Agency’s Self-Pay Discount Policy (SPDP) patients who do not have health insurance or have high-deductible health insurance plans are offered a discounted rate to ensure these patients receive access to quality care without regard to the patient’s ability to pay. (5) The Harbor Department has elected to absorb the merchant convenience fees for electronic payments received through the ePay system. (6) The Corner Record Filing Fee, the charge for examining, indexing and filing the corner record may be collected by the county surveyor, not to exceed the amount required for the recording of the deed, which is below full cost recovery. In addition, per County Ordinance 4306, the Record of Survey Checking Fee can only be increased 3.0% annually, which is currently below full cost recovery. (7) Animal Services developed fees as ranges for impoundments, boarding, and relinquishment of animals to address the ability to pay of economically disadvantaged members of the public and to allow flexibility to waive fees when the shelter is at over capacity.

In addition, the implementation of various legislative bills, such as California Assembly Bills 1869 and 177, have resulted in the repealing of the County’s authority to collect various fees contingent upon a criminal arrest, prosecution, or conviction for the cost of

administering the criminal justice system, including administering probation and mandatory supervision, processing arrests and citations, and administering home detention programs, continuous electronic monitoring programs, work furlough programs, and work release programs. These bills repealed the authority to collect many of these fees, among others and make the unpaid balance of these court-imposed costs unenforceable and uncollectible and would require any portion of a judgment imposing those costs to be vacated.

C. Effective Date

If your Board adopts the above-referenced resolutions, the associated service rates and fees will become effective on either July 1, 2026 or August 1, 2026, as listed on the respective resolutions, with the following exceptions:

- (1) RMA Technician Service Rates in Attachment 1, Schedule A;
- (2) RMA Planning Division fees in Attachment 1, Schedule B;
- (3) RMA Code Compliance fees in Attachment 1, Schedule C;
- (4) RMA Environmental Health Division land use permit fees in Attachment 1, Schedule F;
- (5) RMA Building and Safety Division fees in Attachment 2, Schedule A;
- (6) RMA Environmental Health Division fees related to various facilities listed in Attachment 3;
- (7) Ventura County Watershed Protection District fees in Attachment 7;
- (8) RMA State Small and Individual Water Systems fees in Attachment 14; and
- (9) PWA Land Use fees in Attachment 16.

These nine County and Special District service rates and fees will become effective on the 60th day after the date of Board adoption of the resolutions pursuant to Government Code section 66017(a).

HARBOR DEPARTMENT AUTHORITY

In addition to setting rates and fees for the upcoming fiscal year, Recommendation #2 is reaffirming the delegation from your Board for the Director of the Harbor Department to approve leases, concession agreements, extensions, other agreements and legal notices as specified. This delegation enables the Harbor Department to better serve the business needs of the Harbor.

FORMATTING AND PUBLIC NOTICE

This Board letter includes 19 resolutions which are attached. In the interest of giving the Board more information on the above-referenced subject matters, each schedule contains a "legislative format" version showing deleted language in ~~strikeout~~ and amended or new

language in underline from the current rate or fee schedule as well as a “clean” version showing the rate or fee schedule with the proposed amended language. In a few cases, two versions of the subject rate or fee schedule are not presented because the “legislative format” does not provide any additional information.

In accordance with state law, the Office of the Clerk of the Board has issued a public notice for the public hearing on annual service rates and fees for the County Board of Supervisors, the Fire Protection District Board of Directors, and the Watershed Protection District Board of Supervisors. The service rate or fee calculations prepared by the respective county department or agency for the numerous new or amended service rates and fees before your Board were reviewed by the Auditor-Controller’s Office, except for VCMC and Public Health Laboratory service rates because they are not based on the cost of providing the medical or lab procedure. Documentation justifying these changes is available to the public upon request from the respective departments, agencies or Special Districts or from the County Executive Office. Further, County Counsel has reviewed the attached resolutions and proposed revisions thereto.

If you have any questions, please call Asad Baig at (805) 654-2686.

Sincerely,



Scott Powers
County Chief Financial Officer



Sevet Johnson, PsyD
County Executive Officer

ATTACHMENT 1:	JOINT RESOLUTION	Establishing and Amending County, Fire Protection District and Watershed Protection District Rates and Fees for Various Services
	Schedule A	Schedule of FY 2026-27 Service Rates & Fees for Various County Agencies, Departments, and Special Districts

	Schedule B	Resource Management Agency (RMA) Planning Division Fee Schedule
	Schedule C	RMA Code Compliance Fee Schedule
	Schedule D	County Clerk and Recorder and Elections Statutory and Non-Statutory Fees
	Schedule E	Public Works Agency (PWA) Road Fund Encroachment Permit Fees
	Schedule F	RMA Environmental Health Division (EHD) Land Use Permit Fees
	Schedule G	EHD Fees for Onsite Wastewater Treatment Systems Permits and Related Services
ATTACHMENT 2:	RESOLUTION	Establishing RMA Building and Safety Division Rates and Fees
	Schedule A	RMA Building and Safety Division Fee Schedule
ATTACHMENT 3:	RESOLUTION	Establishing RMA EHD Fees Pertaining to Issuance of Permits for Food Facilities, Organized Camps, Massage Businesses, and Public Swimming Pools
ATTACHMENT 4:	RESOLUTION	Establishing PWA Fees for the Enforcement and Administration of the Ventura County Floodplain Management Ordinance
	Schedule A	PWA – Floodplain Management Services Fees
ATTACHMENT 5:	RESOLUTION	Establishing PWA Fees for Grading Permits and Grading Plan Review Pursuant to the Ventura County Building Code
	Schedule A	Fees for Grading Permits & Inspection Services

ATTACHMENT 6:	RESOLUTION	Establishing Harbor Department Rents, Fees and Insurance Requirements and Delegating Authority for Execution of Certain Agreements Subject to Specified Guidelines
	Schedule A	Harbor Department Rate and Fee Schedule
ATTACHMENT 7:	RESOLUTION	Establishing Fees for Watercourse Permits and Use of Ventura County Watershed Protection District (VCWPD) Property
	Schedule A	Fees for Services Provided by VCWPD
ATTACHMENT 8:	RESOLUTION	Establishing Ventura County Animal Services Rates and Fees
	Schedule A	Ventura County Animal Services Schedule of Rates and Charges for Services
ATTACHMENT 9:	RESOLUTION	Establishing Agricultural Commissioner Weights and Measures Packer and Scanner Fees
ATTACHMENT 10:	RESOLUTION	Establishing RMA EHD Fees for Various Permits, Registrations, Exemptions and Appeals Relating to Medical Waste and Body Art
ATTACHMENT 11:		Reserved, as placeholder
ATTACHMENT 12:	RESOLUTION	Establishing the Fee for Processing Offers of Dedication of Easements to County Service Area No. 32
ATTACHMENT 13:	RESOLUTION	Establishing RMA EHD Solid Waste Fees and Solid Waste Control Fee
ATTACHMENT 14:	RESOLUTION	Establishing Fees Pertaining to State Small Water Systems and Individual Water Systems
ATTACHMENT 15:	RESOLUTION	Establishing Well Permit and Related Fees Pursuant to Ventura County Ordinance No. 4468
	Schedule A	PWA – Well Permit Fees

ATTACHMENT 16:	RESOLUTION	Establishing PWA Processing Fees Relating to Certain Land Use Entitlements and Subdivisions
	Schedule A	Processing Fees & Deposits Relating to Certain Land Use Entitlements and Subdivisions
ATTACHMENT 17:	RESOLUTION	Establishing Fees for the Regulation of Hazardous Materials Facilities
ATTACHMENT 18:	RESOLUTION	Establishing Information Technology Services Rates and Fees
	Schedule A	Telecommunication Equipment and Services Rate and Fee Schedule
ATTACHMENT 19:	RESOLUTION	Establishing Rates and Fees for the General Services Agency (GSA)
	Schedule A	GSA Comprehensive Rate Sheet

RESOLUTION NO. 26-042

**JOINT RESOLUTION OF THE BOARD OF SUPERVISORS OF THE
COUNTY OF VENTURA, THE BOARD OF DIRECTORS OF THE
VENTURA COUNTY FIRE PROTECTION DISTRICT AND THE BOARD
OF SUPERVISORS OF THE VENTURA COUNTY WATERSHED
PROTECTION DISTRICT ESTABLISHING AND AMENDING RATES AND
FEES FOR VARIOUS SERVICES**

WHEREAS, the Board of Supervisors of the County of Ventura (County), the Board of Supervisors of the Ventura County Watershed Protection District (Watershed Protection District) and the Board of Directors of the Ventura County Fire Protection District (Fire Protection District) (the latter two collectively Districts) may, by resolution, establish and amend service rates and fees within their respective authority; and

WHEREAS, the Board of Supervisors of the County and Watershed Protection District (formerly Flood Control District) and the Board of Directors of the Fire Protection District, by resolution dated December 19, 1995, entitled "A Joint Resolution Establishing Rates and Fees for Various County and District Agencies and Departments" ("1995 Resolution"), established rates and fees for various County agencies and departments and the Districts; and

WHEREAS, the rates and fees established by the 1995 Resolution have been amended from time to time by subsequent resolutions; and

WHEREAS, the proposed rates and fees as set forth herein are consistent with state law and the policy of the Board of Supervisors and Board of Directors of full cost recovery whenever feasible with exceptions noted;

NOW, THEREFORE, BE IT RESOLVED by the Board of Supervisors of the County and Watershed Protection District and the Board of Directors of the Fire Protection District that:

1. The service rates and fees established by the 1995 Resolution, which have been subsequently amended from time to time, are hereby amended, including the addition of new fees, as set forth in this resolution and Schedules A through G, which are attached hereto and incorporated herein by reference.
2. The County and District rates and fees are consistent with state law. The rates and fees charged do not exceed the estimated reasonable costs of the regulatory activity they support, and those costs are apportioned to individual payers in a manner that bears a fair or reasonable relationship to the payers' burdens on or benefits from the regulatory activity. The documentation and analysis supporting the amount of the rates and fees are on file with the County agencies and Districts involved in the calculations and are incorporated herein by reference.

3. The rates and fees in the attached schedules shall become effective July 1, 2026, with the exception of the following, which will become effective on the 60th day after adoption of this resolution:
 - a. Resource Management Agency (RMA) Technician Services Rates established in Schedule A;
 - b. RMA Planning Fees established in Schedule B;
 - c. RMA Code Compliance Fees established in Schedule C; and
 - d. RMA Environmental Health Land Use Fees established in Schedule F.

On motion by Supervisor/Director Parvin, seconded by Supervisor/Director Long, the foregoing resolution was passed and adopted on May 19, 2026.

ATTEST:

Dr. Sevet Johnson, Clerk of the Board of Supervisors of Ventura County, State of California, and Ex-Officio Clerk of the Board of Directors of the Ventura County Fire Protection District and the Board of Supervisors of the Ventura County Watershed Protection District

COUNTY OF VENTURA
 BOARD OF SUPERVISORS
 AND
 VENTURA COUNTY FIRE
 PROTECTION DISTRICT BOARD OF
 DIRECTORS
 AND
 VENTURA COUNTY WATERSHED
 PROTECTION DISTRICT BOARD OF
 SUPERVISORS

BY: [Signature]
 Deputy Clerk of the Board of Supervisors and Deputy Ex-Officio Clerk of the Board of Directors of the Ventura County Fire Protection District and the Board of Supervisors of the Ventura County Watershed Protection District

BY: [Signature]
 Chair, Board of Supervisors and Board of Directors



SCHEDULE OF
2026-27 SERVICE RATES & FEES

Attachment 1
Schedule A

All service rates are presented on an hourly basis unless otherwise indicated. Rates for 2025-26 are shown for comparison purposes only.		
	2025-2026	2026-2027
AGRICULTURE / WEIGHTS & MEASURES		
Accountant I	100.26	N/A
Accountant II	N/A	127.86
Agricultural/Weights & Measures Inspector I	99.19	110.91
Agricultural/Weights & Measures Inspector II	110.02	120.36
Agricultural/Weights & Measures Inspector III	126.84	129.59
Supervising Agricultural/Weights & Measures Inspector	133.15	145.15
Senior Agricultural Inspector/Biologist	116.52	N/A
Supervising Agricultural Inspector/Biologist	146.74	157.64
Deputy Agricultural Commissioner	160.92	168.82
Insect Detection Specialist I	68.37	92.00
Insect Detection Specialist II	80.22	102.55
Office Assistant II	84.27	N/A
Environmental Resource Analyst I	128.29	137.22
Environmental Resource Analyst III	129.42	145.85
Weights & Measures Inspector III	128.75	141.85
Management Assistant III	98.77	165.58
Farm Community Labor Relations Assistant	87.76	107.85
Celery Permit Fee for the Control of the Western Celery Mosaic Virus		
Per Acre in Open Fields	2.50	2.50
Per 1,000 Plants in Greenhouse	0.01	0.01
CERTIFICATE OF QUARANTINE COMPLIANCE*: Cut Flowers, Nursery Stock, Fumigation, Container inspection, Health Treatment certificate - Per certificate	60.00	72.00
County Industrial Hemp implement, administer and enforce – weighted rate per hour	128.10	N/A
Phytophagous Snail Free Compliance Agreement - per site	119.58	N/A
Arizona Origin Inspection Agreement - per site	119.58	N/A
EXPORT (PHYTOSANITARY) CERTIFICATES:		
Export (Phytosanitary) Certificate - Minimum rate onsite inspection	92.00	92.00
Includes one certificate for lots from 1 to 1,200 packages.		
For lots less than 10 packages - applies after the first certificate is issued at the minimum rate onsite.	60.00	72.00
For lots from 10 to 1,200 packages	92.00	92.00
An additional fee of \$60 applies after the first 1,200 packages for every additional 1,200 or portion thereof on federal certificates.		
1-9 packages brought to our office	60.00	72.00
*No charge will be made for Phytosanitary Certificates or Quarantine Compliance Certificates issued to non-businesses when the products are brought to the office for certification and substantial staff time is not required for the inspection		
FIELD INSPECTION - SEED CROPS:		
First inspection Seed Crops - per hour at a rate of	92.00	92.00
PEST CONTROL REGISTRATION:		
Pest Control Operator (PCO)	75.00	75.00
Maintenance Gardener	25.00	25.00
Pest Control Advisor (PCA)	10.00	10.00
Pest Control Advisor (shows proof of registration from another county)	5.00	5.00
Structural Pest Control Operator (SPCO)		
Branch 1	25.00	25.00
Branch 2	10.00	10.00
Branch 3	10.00	10.00
Aircraft Pilots	10.00	10.00
Aircraft Pilots (if already registered in another county)	5.00	5.00
Farm Labor Contractor	75.00	75.00
DIRECT MARKETING CERTIFICATES:		
Certified Producer, rate per hour (additional charge will apply for additional inspection time at actual time and mileage)	92.00	92.00
Certified Farmer's Market:		
1-15 vendors	340.00	340.00
16-30 vendors	680.00	680.00
Over 30 vendors	1,020.00	1,020.00
ALL SERVICE INSPECTIONS: (subject to change every July 1)		
Agricultural/Weights & Measures Inspector III - rate per hour	126.84	N/A
Agricultural/Weights & Measures Inspector - weighted rate per hour	N/A	127.00
One hour minimum; additional time will be charged in 15-minute increments		
Examples of service inspections include:		
- Additional hourly charge for phytosanitary certification requiring more than the standard inspection (I.E. sampling, witnessing treatments, multiple site visits, field survey, etc.)		

SCHEDULE OF
2026-27 SERVICE RATES & FEES

Attachment 1
Schedule A

All service rates are presented on an hourly basis unless otherwise indicated. Rates for 2025-26 are shown for comparison purposes only.		
	2025-2026	2026-2027
- County Industrial Hemp implement, administer, enforce		
- Phytophagous Snail Free Compliance Agreement		
- Arizona Origin Inspection Agreement		
LAND CONSERVATION ACT (LCA) CONTRACT DEPOSIT**		
Application for LCA Contract	1,000.00	1,000.00
Tentative Cancellation, Special Area Contract, or Solar Easement Contract	1,500.00	1,500.00
Non-Renewal Notice for Entire Contract and other LCA related research and other LCA services not listed	750.00	750.00
**LCA Contract Deposit means a lump sum cash deposit, based on historical permit application data, which is billed against by the County based on actual County staff time expended, with no billing limit. County billings against deposits are based upon the work hours expended multiplied by the current Service Hourly Rate established by the Board of Supervisors. If final County costs do not exceed the deposit amount, the unused portion of the deposit shall be refunded to the applicant. If final County costs exceed the deposit amount, the applicant shall be billed for balance due pursuant to the fee reimbursement agreement accompanying said deposit.		
AUDITOR-CONTROLLER		
Deputy Director	208.47	219.51
Finance Analyst I	111.08	122.36
Finance Analyst II	138.49	139.63
Senior Finance Analyst	155.39	156.91
Manager, Accounting-AC	186.48	200.99
Staff/Services Specialist I	100.22	118.63
Staff/Services Specialist II	115.16	129.90
Senior Program Administrator	146.16	150.07
Accountant I	81.44	89.32
Accountant II	96.02	107.99
Senior Accountant	112.87	128.19
Internal Auditor/Analyst II	116.42	124.35
Senior Internal Auditor	126.03	138.07
Information Systems Auditor	170.34	177.78
Staff/Services Manager III	161.57	164.00
Senior Accounting Assistant	65.50	74.08
Accounting Technician	70.43	87.86
Senior Accounting Technician	86.62	104.04
EH Student Worker III	34.70	35.79
EH Technical Specialist I	38.11	39.39
Payroll (per paycheck)	18.07	18.17
Copy Charges (per page)	0.040	0.040
Request to retrieve boxes from or return to storage (per trip)	12.17	13.39
Transportation Handling - Container (per cubic foot)	2.63	2.89
Direct Assessment Correction Charge (per line)	29.00	30.00
ASSESSOR		
Electronic Products all FTP Media *		
APN History File (TXT) - Annual	-	-
Assessor Data Reports Subsets in Non-standard Report Formats - Annual	-	-
Assessor Data Reports Subsets of Data in Standard Report Formats - Annual	-	-
Assessor Parcel Maps (TIFF) - Annual	-	-
Extended Roll Property Characteristics - Annual	-	-
Map Update Service (TIFF) - Quarterly	-	-
Name Index (PDF) - Annual	-	-
Numerical Index (PDF) - Annual	-	-
Roll Being Prepared Update Service (TXT) - Monthly	-	-
Sales History Transaction Report - Annual	-	-
Sales History Updates - Quarterly	-	-
Secured Roll Property Characteristics - Annual	-	-
Situs Address Index (PDF) - Annual	-	-
Unsecured Roll Property Characteristics - Annual	-	-
* Custom reports add \$73/hour in 1/4 hour increments (Special Requests)	73.00	73.00
COUNTY EXECUTIVE OFFICE (CEO)		
Accounting Technician-CC	55.85	65.30
Accountant II-MB	68.75	83.68
Administrative Officer I	92.51	96.04
Administrative Services Director III	142.31	169.32
Agency Public Information Officer II	88.16	96.11

SCHEDULE OF
2026-27 SERVICE RATES & FEES

Attachment 1
Schedule A

All service rates are presented on an hourly basis unless otherwise indicated. Rates for 2025-26 are shown for comparison purposes only.		
	2025-2026	2026-2027
Assistant Chief Deputy Clerk BOS	84.73	108.38
Assistant County Executive Officer	252.38	267.11
Chief Deputy Executive Officer	211.61	226.16
Clerical Trainee	33.37	33.65
County Executive Officer	298.00	343.65
Deputy Clerk of the Board	63.45	60.00
Deputy Executive Officer	160.45	174.96
Executive Assistant-CEO	84.25	N/A
Executive Assistant-CEO-E	N/A	91.86
Labor Relations Manager	152.22	162.31
Management Analyst I	94.21	89.63
Management Analyst II	121.92	125.80
Management Assistant III-C	70.68	73.39
Management Assistant IV-C	72.15	74.91
Manager, Accounting II	122.26	117.42
Office Assistant I-C	45.15	47.91
Office Assistant II-C	48.90	52.67
Office Assistant III-C	45.84	45.22
Office Assistant IV-C	59.06	58.59
Personnel Analyst I	82.22	85.40
Personnel Analyst II	96.57	102.32
Personnel Analyst III	123.35	127.45
Personnel Assistant	65.40	73.40
Personnel Assistant-NE	69.79	76.85
Personnel Management Analyst	134.55	143.78
Principal Accountant-MB	101.97	93.54
Program Administrator I	71.72	79.39
Program Administrator II	80.25	86.05
Program Administrator III	85.85	99.17
Program Assistant	71.39	73.86
Program Assistant-NE	80.33	78.34
Program Management Analyst	138.05	150.02
Public Information Officer-E	142.83	157.35
Risk Analyst	94.63	101.14
Risk Management Analyst	114.26	130.33
Senior Accountant-MB	88.68	83.28
Senior Accounting Technician-CC	67.71	62.58
Senior Deputy Clerk of the Board	67.63	84.40
Senior Deputy Executive Officer	180.58	193.00
Senior Program Administrator	95.50	100.60
Special Assistant	130.78	N/A
CEO - Personnel Services Division:		
<u>Deferred Compensation Program:</u>		
Personnel Analyst III	102.61	110.01
Personnel Assistant	61.51	61.13
CEO - Medical Benefits Division:		
Personnel Analyst I	97.68	108.84
Personnel Analyst II	127.49	138.67
Personnel Analyst III	158.47	176.46
Personnel Assistant	97.91	104.79
Personnel Assistant-NE	85.89	96.52
Program Administrator II	110.79	117.27
Program Assistant	80.27	86.92
Program Management Analyst	188.17	201.40
Senior Psychologist-MB	121.38	127.74
CEO - Risk Management Division:		
Deputy Executive Officer	169.75	186.08
Management Assistant II-C	84.36	82.93
Office Assistant III-C	78.12	79.23
Risk Analyst	129.77	133.77
Risk Management Analyst	146.01	155.05
Senior Deputy Executive Officer	237.48	215.36

SCHEDULE OF
2026-27 SERVICE RATES & FEES

Attachment 1
Schedule A

All service rates are presented on an hourly basis unless otherwise indicated.
Rates for 2025-26 are shown for comparison purposes only.

	2025-2026	2026-2027
CEO - Workforce Development Board		
Management Analyst II	N/A	163.13
Management Assistant III-C	N/A	84.98
Office Assistant IV-C	N/A	70.98
Staff/Services Manager I	N/A	117.94
Staff/Services Manager II	N/A	131.75
Technical Specialist IV-MB	N/A	81.01
WIOA Executive Director	N/A	192.66
CEO - Other Fees:		
Deferred Compensation (DC) Program Fee (per quarter/participant)		
DC Participants - Active County Employees - 401K	10.25	10.25
DC Participants - Active County Employees - 457	10.25	10.25
DC Participants - Separated from the County - 401K	5.00	5.00
DC Participants - Separated from the County - 457	5.00	5.00
Returned check fee (per check)	30.00	30.00
Training No Show Rate	30.00	N/A
Training - External Participants		
4hr Class - Individual Rate	62.00	71.00
4hr Class - Group Rate	620.00	710.00
6hr Class - Individual Rate	87.00	98.00
6hr Class - Group Rate	870.00	980.00
8hr Class - Individual Rate	111.00	126.00
8hr Class - Group Rate	1,110.00	1,260.00
Training (over the normal scope of work)		
Actual Direct Cost (Vendor Cost)		
Personnel Assistant - NE	69.79	76.85
Personnel Analyst II	96.57	102.32
Personnel Analyst III	123.35	127.45
Composite Trainer Rate	109.96	126.60
Other Risk Management Rates:		
Actual Direct Cost (Vendor Cost)		
Health, Safety and Loss Prevention (HSLP) Overhead Admin Rate*	12.0%	12.0%
*Overhead rate applied to direct cost		
Wage Supplement Plan - Low Option (bi-weekly rate)	1.80	1.80
Wage Supplement Plan - High Option (bi-weekly rate)	4.02	4.02
Wellness Program (over the normal scope of work):		
Actual Direct cost (Vendor Cost)		
Program Administrator II (per hour)	110.79	117.27
Program Assistant (per hour)	80.27	86.92
Off-Site Lean Six Training*		
Base Training Fee per Day	2,600.00	2,820.00
*Expenditures over and above base rate recovered at actual cost		
On-Site Lean Six Training*		
Rate per Class (4 day session)	995.00	1,080.00
Rate per Day	248.75	270.00
*Expenditures over and above base rate recovered at actual cost		
Electric Charging Stations - Access Rate/kWh	0.3529	0.3600
Electric Charging Stations - Thereafter Rate/hr	1.50	1.50
A rate of up to \$1.50 per hour, not to exceed \$20.00 per day, may be charged for vehicles remaining connected more than 30 minutes after vehicle is fully charged.		
Cannabis Business License Fee - New licenses	15,595.00	15,975.00
(A flat fee due at the time an application for cannabis business license is submitted. In		

SCHEDULE OF
2026-27 SERVICE RATES & FEES

Attachment 1
Schedule A

All service rates are presented on an hourly basis unless otherwise indicated. Rates for 2025-26 are shown for comparison purposes only.		
	2025-2026	2026-2027
the event a license is withdrawn by applicant or not issued due to failure to meet license requirements, the applicant shall be refunded up to \$12,475.00 so that the retained fee amount only covers County's application processing costs incurred).		
Cannabis Business License Fee - Renewals	13,395.00	13,975.00
(A flat fee due at the time an application for the renewal of a cannabis business license is submitted. In the event a renewal application is withdrawn by a licensee or not issued due to failure to meet license renewal requirements, the licensee shall be refunded up to \$13,075.00 so that the retained fee amount only covers County's renewal application processing costs incurred).		
CEO/CLERK of the BOARD		
Clerking meeting of Special Districts:		
Deputy Clerk of the Board - Per Hour	63.45	60.00
Deputy Clerk of the Board - Per Hour (overtime)	95.18	90.00
Assistant Chief Deputy Clerk of the Board - Per Hour	84.73	108.38
Deputy Executive Officer - Per Hour	160.45	174.96
Senior Deputy Clerk of the Board - Per Hour	67.63	84.40
Senior Deputy Clerk of the Board - Per Hour (overtime)	101.45	126.60
Plus Mileage Cost (per mile-subject to change based on most current IRS allowance)		
Air Pollution Control District (APCD) Hearing Fee, per petition (plus actual direct cost of publication)	561.58	787.32
APCD Fee for Interim Variance	561.58	787.32
APCD Petition for Emergency Variance (per petition)	240.68	262.44
APCB Clerking Fee-per meeting (plus actual direct cost of publication)	1,792.54	3,051.58
Certification of Transcript Fee:		
Certification of Transcript Fee per Gov. Code 26836	1.75	1.75
Plus per hour rate:		
Deputy Clerk of the Board - Per Hour	63.45	60.00
Assistant Chief Deputy Clerk of the Board - Per Hour	84.73	108.38
Deputy Executive Officer	160.45	174.96
Senior Deputy Clerk of the Board - Per Hour	67.63	84.40
Administrative Record Fee:		
Deputy Executive Officer (per hour)	160.45	174.96
Assistant Chief Deputy Clerk of the Board (per hour)	84.73	108.38
Deputy Clerk of the Board (per hour)	63.45	60.00
Senior Deputy Clerk of the Board (per hour)	67.63	84.40
CIVIL SERVICE COMMISSION		
Tape or CD-Rom (each)	1.50	1.50
Flash Drive (each)	5.00	5.00
Tape, CD-Rom, or flash drive (per hour) excess of 2 hours (Calculated by rounding to the nearest one-quarter of an hour)	24.00	24.00
Civil Service Commission Assistant (per hour) (Calculated by rounding to the nearest one-quarter of an hour)	100.50	104.38
Copy charges (per copy or printed page)		
Black & White	0.040	0.040
Color (limited availability)	0.110	0.110
Writ Appeal Deposit:		
Based on estimated cost upon request for legal records. Deposit in excess of cost will be refunded. Per California Code of Civil Procedure section 1094.6 (c), authorizes the Agency to recoup cost for writ appeals.		
DISTRICT ATTORNEY		
Attorney	214.00	227.00
Investigator	177.00	187.00
Investigative Assistant	75.00	95.00
Paralegal	80.00	90.00
Legal Processing Assistant	61.00	75.00
NSF Diversion Program (per participant)	0.00	0.00
OTHER ATTORNEY RATES		
County Counsel	273.00	293.00

SCHEDULE OF
2026-27 SERVICE RATES & FEES

Attachment 1
Schedule A

All service rates are presented on an hourly basis unless otherwise indicated. Rates for 2025-26 are shown for comparison purposes only.		
	2025-2026	2026-2027
HEALTH CARE AGENCY (HCA) - CHILDREN'S MEDICAL SERVICES		
<u>Occupational Therapy (OT) Services For Medical Therapy Program (MTP):</u>		
Evaluation Units MTP OT	146.00	161.00
Evaluation Units MTP OT Additional	46.00	53.00
Case Conference MTP OT	146.00	161.00
Case Conference MTP OT Additional	46.00	53.00
Treatment Units MTP OT	146.00	161.00
Treatment Units MTP OT Additional	46.00	53.00
Consultation Units MTP OT	30.00	32.00
Field Visit MTP OT	57.00	62.00
Mileage MTP OT	14.00	15.00
Evaluation Units MTP OT Telehealth 30min	146.00	161.00
Evaluation Units MTP OT Additional Telehealth 15min	46.00	53.00
Case Conference MTP OT Telehealth 30min	146.00	161.00
Case Conference MTP OT Additional Telehealth 15min	46.00	53.00
Treatment Units MTP OT Telehealth 30min	146.00	161.00
Treatment Units MTP OT Additional Telehealth 15min	46.00	53.00
Consultation Units MTP OT Telehealth 15min	30.00	32.00
<u>Physical Therapy (PT) Services For Medical Therapy Program (MTP):</u>		
Evaluation Units MTP	149.00	161.00
Evaluation Units MTP Additional	47.00	53.00
Case Conference MTP	149.00	161.00
Case Conference MTP Additional	47.00	53.00
Treatment Units MTP	149.00	161.00
Treatment Units MTP Additional	47.00	53.00
Consultation Units MTP	31.00	32.00
Field Visit MTP	61.00	64.00
Mileage MTP	14.00	15.00
Evaluation Units MTP PT Telehealth 30min	149.00	161.00
Evaluation Units MTP PT Additional Telehealth 15min	47.00	53.00
Case Conference MTP PT Telehealth 30min	149.00	161.00
Case Conference MTP PT Additional Telehealth 15min	47.00	53.00
Treatment Units MTP PT Telehealth 30min	149.00	161.00
Treatment Units MTP PT Additional Telehealth 15min	47.00	53.00
Consultation Units MTP PT Telehealth 15min	31.00	32.00
HCA - EMERGENCY MEDICAL SERVICES		
Basic Life Support (BLS)/Advanced Life Support (ALS) Provider Approval	1,251.00	1,336.00
Stroke / STEMI Designation Fees	14,310.00	15,075.00
Cards/badges for Ambulance Agencies	18.00	19.00
EMT Program Approval	607.00	644.00
**EMT Certification	137.00	141.00
**EMT Recertification	97.00	100.00
Extra Copies-Policy Manual	149.00	155.00
*Medical marijuana application fee for Medi-Cal beneficiaries	50.00	50.00
*Medical marijuana application fee for non Medi-Cal beneficiaries	100.00	100.00
NSF Check	58.00	60.00
Paramedic Accreditation	89.00	93.00
Paramedic Program Approval	829.00	884.00
Replacement Cards	28.00	29.00
***EMS Transport Rates - Non-Emergency Basic Life Spt. Emergency, Advanced Life Spt. and Critical Care		
Non-Emergency Basic Life Support Inter-Facility Transport Base Rate	2,663.00	2,876.00
Emergency Response and Advanced Life Support Base Rate	3,065.00	3,310.00
Critical Care Transport Nurse Hourly Rate (Two hour minimum)	438.50	473.50
Ventilator Rate	1,490.00	1,609.00
Mileage	81.50	88.00
Oxygen Administration	204.50	221.00
*Per Prop-64 voter approval, California Health & Safety Code Section 11362.755, Medical Marijuana Application Fees are capped at \$50 for Medi-Cal Beneficiaries and \$100 for non Medi-Cal Beneficiaries.		
** Includes California Emergency Medical Services Authority required fee of \$75.00 for initial applicants and \$37.00 for recertification applicants, pursuant to California Code of Regulations, Title 22, Division 9, Section 100345(a).		
***Pursuant to Section 1371.56(d)(1)(A) of the California Health & Safety Code, noncontracting ground ambulance		

SCHEDULE OF
2026-27 SERVICE RATES & FEES

Attachment 1
Schedule A

All service rates are presented on an hourly basis unless otherwise indicated. Rates for 2025-26 are shown for comparison purposes only.		
	2025-2026	2026-2027
providers shall be reimbursed directly by the health care service plan the difference between the in-network cost-sharing amount and the fixed rates as established by the local governing body. The fixed rates shall apply for each level of ground ambulance service as shown above. No charge is made for dispatch that is cancelled or that results in no provision of prehospital care. This establishes the schedule of maximum rates that may be charged per Ventura County Ordinance Code Section 2423-3.		
HCA - PUBLIC HEALTH DEPARTMENT		
<u>PUBLIC HEALTH CLINIC SERVICES</u>		
Audiometric	52.00	60.00
Amniotest/Nitrazine POC (AMB)	52.00	60.00
Blood Glucose Testing POC	52.00	60.00
Consult on X-Ray	163.00	171.00
Collection/Handling of Specimen - Outside Lab	52.00	60.00
Collection/Handling of Specimen - Field	52.00	60.00
Collection Venous Blood Venipuncture - PH	52.00	60.00
Creatinine POC	52.00	60.00
Cryosurgery penis lesion(s) - PH	144.00	150.00
Cryosurgery anal lesion(s) - PH	144.00	150.00
Diagnostic anoscopy	144.00	150.00
Directly Observed Therapy (Office)	91.00	110.00
Directly Observed Therapy (Home/Field)	91.00	110.00
Fluoride Varnish POC	52.00	60.00
Head Lice Screening and Treatment - Public Health	65.00	73.00
H0033 Oral medication administration, direct observation	91.00	110.00
Incision/Drainage of Abscess; Simple	157.00	163.00
Patient education, not otherwise classified, nonphysician provider, individual, per session	62.00	67.00
Rapid HIV Testing POC	97.00	102.00
Removal Non-biodegradable Drug Delivery Implant (Nexplanon)	276.00	286.00
Removal w/Insertion Drug Implant	396.00	408.00
Simple repair of superficial wounds 2.5 cm or less	86.00	96.00
Sputum Induction w/ aerosol/vapor	108.00	124.00
Tuberculin Skin Test (PPD)	124.00	114.45
Urine Analysis Dip w/o Micro	52.00	60.00
Urine Pregnancy Test	52.00	60.00
Vision Test	52.00	60.00
G8710 Antibiotic or Anti-Malarial Prescription	13.00	13.00
G8710 Duplicate Certificate of Vaccination	13.00	13.00
*Fluoride is free		
Exams, including Education & Counseling:		
Established patient comprehensive	211.00	220.00
Established patient detailed moderate	163.00	171.00
Established patient focused exam (nurse visit)	62.00	67.00
Established patient problem focused	124.00	130.00
Established patient problem focused exam	84.00	89.00
New patient complex exam	291.00	301.00
New patient comprehensive exam	231.00	240.00
New patient detailed exam	171.00	179.00
New patient expanded problem focused exam	140.00	146.00
Established home visit 2/3 low (15 min)	52.00	60.00
Established home visit 2/3 mod (25 min)	71.00	81.00
Established home visit 2/3 mod to high (40 min)	99.00	114.00
Established home visit 2/3 high (60 min)	136.00	157.00
Prev med indiv counseling, 15 min	84.00	89.00
Prev med indiv counseling, 30 min	144.00	150.00
Prev med indiv counseling, 45 min	203.00	211.00
Prev med indiv counseling, 60 min	263.00	273.00
Public Health Online digital E/M for est. pt.; 5-10 minutes	64.00	68.00
Public Health Online digital E/M for est. pt.; 11-20 minutes	104.00	109.00
Public Health Online digital E/M for est. pt.; 21 or more minutes	144.00	150.00
Public Health Qual. Nonphysician health care prof online assessment; 5-10 min	43.00	49.00
Public Health Qual. Nonphysician health care prof online assessment; 11-20 min	61.00	71.00
Public Health Qual. Nonphysician health care prof online assessment; 21+ min	80.00	92.00
G9873 First Medi-Cal DPP Core Sessions	60.00	131.00
G9874 Four Total Medi-Cal DPP Core Sessions	120.00	131.00

SCHEDULE OF
2026-27 SERVICE RATES & FEES

Attachment 1
Schedule A

All service rates are presented on an hourly basis unless otherwise indicated.
Rates for 2025-26 are shown for comparison purposes only.

	2025-2026	2026-2027
G9875 Nine Total Medi-Cal DPP core Sessions	216.00	131.00
G9876 Two DPP core maintenance sessions months 7 thru 9	36.00	131.00
G9877 Two DPP core maintenance sessions months 10 thru 12	36.00	131.00
G9878 Two DPP core maintenance sessions months 7 thru 9	144.00	131.00
G9879 Two DPP core maintenance sessions months 10 thru 12	144.00	131.00
G9880 DPP participant achieved at least 5% weight loss any session months 1-12	384.00	131.00
G9881 DPP participant achieved at least 9% weight loss any session months 1-24	60.00	131.00
G9882 Two DPP ongoing maintenance sessions months 13 thru 15	120.00	131.00
G9883 Two DPP ongoing maintenance sessions months 16 thru 18	120.00	131.00
G9884 Two DPP ongoing maintenance sessions months 19 thru 21	120.00	131.00
G9885 Two DPP ongoing maintenance sessions months 22 thru 24	120.00	131.00
G9890 One-Time Bridge Payment	60.00	60.00
98960 Self management education and training, face-to-face, 30 minutes (1)	51.00	80.00
98961 Self management education and training, face-to-face, 30 minutes (2-4)	25.00	80.00
98962 Self management education and training, face-to-face, 30 minutes (5-8)	18.00	80.00
S9445 Patient education, nonphysician provider, individual, per session	61.00	68.00

**Note: Clinical Services Not Listed will be Charged at prevailing Medicare or Medi-Cal rate, whichever is lower.
For services where neither a Medicare nor Medi-Cal rate is available, Full Cost + 10% will be charged.**

COST OF VACCINE

~~Vaccine for Children (VFC) and Vaccine for Adult (VFA) and State Eligible Vaccines are Free.~~

Afluria 6m-35m (single dose syringe) QUAD	23.00	23.00
Afluria 36m (single dose syringe) QUAD	27.00	27.00
AMB Afluria QUAD (Multi-Dose Vial)	26.00	26.00
AMB ADACEL Given	47.00	49.00
AMB Bexsero Given	227.00	241.00
AMB BOOSTRIX Given	44.00	44.00
AMB FLU Given - Flu Vaccine High Dose	88.00	103.00
AMB FLU Given - Prsrv (High Dose) IM	88.00	103.00
AMB Fluarix TRI 6m+	27.00	28.00
AMB Flucelvax TRI 6M+ (SD Syringe) - Yes	N/A	54.00
AMB FluLaval Quadrivalent 3 yrs & older	26.00	26.00
AMB Fluzone QUAD 6m+ (Single-Dose Syringe)	23.00	23.00
AMB Fluzone QUAD 36m+ (Multi-Dose Vial)	27.00	27.00
AMB Fluzone TRIHigh Dose 65y+ (SD Syringe)	88.00	103.00
AMB Hepatitis B Adult vaccine - Engerix-B Adult	75.00	75.00
AMB QUAD Given	269.00	269.00
AMB TDAP Given	47.00	47.00
AMB TT Given	47.00	47.00
AMB HEPA Given-Yes HAVRIX 1440units/mL	75.00	78.00
AMB TYP Given	132.00	137.00
AMB Prevnar 20 Given	303.00	317.00
AMB Hepatitis A Given (Pediatric)	62.00	62.00
AMB MMRV Given	-	-
AMB ROTA Given	139.00	139.00
AMB Varicella (chickenpox) Given	187.00	196.00
Engerix B (Adult)	75.00	75.00
Engerix - Hep B adult Given	75.00	75.00
Flublock 18y+ (single dose syringe) QUAD	78.00	78.00
Flucelvax 4y+ (single dose syringe) QUAD	39.00	39.00
Flucelvax 4y+ (multi-dose vial) QUAD	37.00	37.00
Flulaval 6m+ (single dose syringe) QUAD	27.00	27.00
FluMist 2y-49y QUAD	33.00	33.00
Fluzone 6m+ (single dose vial) QUAD	27.00	27.00
Fluzone High Dose 65y+ (single dose) QUAD	88.00	27.00
Fluarix 6m+ (single dose syringe) QUAD	27.00	103.00
Flu Vaccine 3 years & older - Fluzone	28.00	28.00
Hepatitis A & B (Twinrix)	129.00	135.00
Hepatitis A (Adult) Havrix® Adults(Hep A)	76.00	78.00
Hep B CHDP peds Given - Yes	N/A	55.00
Human Papillomavirus (Gardasil-9)	311.00	333.00
Injectable Polio Vaccine (IPV)	46.00	48.00
Injectable Typhoid VI	132.00	154.00
Measles, Mumps, Rubella (MMR)	97.00	100.00

SCHEDULE OF
2026-27 SERVICE RATES & FEES

Attachment 1
Schedule A

All service rates are presented on an hourly basis unless otherwise indicated.
Rates for 2025-26 are shown for comparison purposes only.

	2025-2026	2026-2027
Meningococcal Conjugate (Menactra)	153.00	168.00
Meningococcal Grp B (Trumenba)	194.00	211.00
AMB MenQuadfi Given	316.00	316.00
Pneumococcal - PCV 23	138.00	138.00
Pneumococcal Vaccine - PCV 13 (Prenvar)	263.00	263.00
Public Health Flucelvax (cclIV3) 6 months & older - Yes	36.00	N/A
Rabies - Pre exposure (Imovax)	414.00	414.00
Shingles (Shingrix)	202.00	220.00
TD Only (Tenivac)	48.00	48.00

Note: Any increase in the cost of vaccine will be charged appropriately.

VACCINE ADMINISTRATION FEE

Vaccine Administration for initial vaccine	55.00	66.00
Vaccine Administration for each additional vaccine	27.00	29.00
Vaccine Administration for Pneumococcal, MEDICARE ONLY	55.00	66.00
Vaccine Administration for Influenza, MEDICARE ONLY	55.00	66.00
AMB Only Nasal AD - Addl Admin Charge 90474	27.00	29.00
AMB Only Nasal AD - Initial Admin Charge 90473	55.00	66.00
AMB Only Admin - Addl Admin 0-18 yrs. 90461	27.00	29.00
AMB Only Rota Virus Admin - Addl Admin 0-18 yrs. 90461	27.00	29.00
AMB Xolair Admin - Addl Admin 0-18 yrs. 90461	27.00	29.00
AMB Only Admin Prenvar - Addl Admin 0-18 yrs. 90461	27.00	29.00
AMB Only Admin - Intl w/Counsel 0-18 yrs 90460	55.00	66.00
AMB Only Rota Virus Admin - Intl w/Counsel 0-18 yrs 90460	55.00	66.00
AMB Only Admin COVID (2023-2024)	55.00	55.00
Public Health Admin Only - Yes, CHDP	55.00	55.00
Public Health Admin Only - Yes, State	55.00	55.00

COST OF MEDICATION

Non - 340B Drugs & Medications

Note: Cost of other Non-340B Drugs and Medications Not Listed will be charged at cost.

	340B Price + Dispensing Fee (charged separately)	340B Price + Dispensing Fee (charged separately)
<u>340B Drugs and Medications</u>		
AMB PEN PH Given - 2.4M units inj	0.04	0.04
AMB CefTRIAxone Given - 250 mg inj	0.56	0.56
AMB CefTRIAxone Given - 1 gm inj	36.91	36.91
AMB CEZ Given - 1 gm mg Inj	36.91	36.91
Amikacin 250mg/ml, 10x2ml	12.45	12.45
Amikacin 250mg/ml, 10x4ml	24.91	24.91
Azithromycin 500mg #30 count (per pill)	0.36	0.36
Banophen 25mg, 100 capsules (per capsule)	0.01	0.01
Bicillin L-A 2.4 MU 4ML (per ml)	0.37	0.37
Cefixime 200mg/5ml in a bottle of 50ml (per ml)	2.49	2.49
Ceftriaxone 250mg Injection (per vial)	0.56	0.56
Ceftriaxone SOD 500 mg 25 vials (per injection)	0.84	0.84
Clarithromycin 500mg 60 count (per unit)	0.16	0.16
Cycloserine 250mg, 30 capsules (per capsule)	4.37	4.37
Descovy 200/25mg	963.37	963.37
Dexamethasone 1mg, 100 tablets (per tablet)	0.13	0.13
Diphenhydramine 25mg 100 count (per count)	0.02	0.02
Diphenhydramine 50mg/ml 25X1ml	0.83	0.83
Doxycycline 100mg #50 count (per count)	0.07	0.07
Ethambutol 100 mg, 100 tablets (per tablet)	0.14	0.14
Ethambutol 400mg, 100 tablets (per tablet)	0.25	0.25
GamaSTAN SD IM 2ml SDV (per dose)	75.08	75.08
Gentamicin 40mg/ml 25x2 ml, 25 MD (per ml)	1.03	1.03
Isoniazid 100 mg, 100 tablets (per tablet)	0.09	0.09
Isoniazid 300mg, 30 tablets (per tablet)	0.07	0.07
Levaquin 500mg, 50 tablets (per tablet)	1.90	1.90
Levofloxacin 750mg, 20 tablets	0.12	0.12
Levofloxacin 500mg, 50 caplets (per caplet)	0.04	0.04
Levofloxacin 750mg, 30 caplets (per caplet)	0.17	0.17

SCHEDULE OF
2026-27 SERVICE RATES & FEES

Attachment 1
Schedule A

All service rates are presented on an hourly basis unless otherwise indicated.
Rates for 2025-26 are shown for comparison purposes only.

	2025-2026	2026-2027
Linezolid 600mg, 3x10UD (per tablet)	0.83	0.83
Metronidazole 500mg #50 count (per count)	0.06	0.06
Moxifloxacin 400mg 30 tablets (per tablet)	0.28	0.28
Mycobutin 150mg, 100 capsules (per capsule)	0.01	0.01
Ondansetron ODT 4mg 10UD/10 TD (per tablet)	0.03	0.03
Ondansetron ODT 8mg 10UD/10 TD (per tablet)	0.13	0.13
Ondansetron ODT 8mg 30UD/10 TD (per tablet)	0.09	0.09
Paser 4mg 30 Gran Disp	6.67	6.67
PH Doxycycline Given - 14 X 100 mg	15.65	15.65
PH Rifapentine Given - 150 mg	7.65	7.65
PH Azithromycin Given - Azithromycin Yes	0.53	0.53
Priftin 150mg 3x8 BPK (blister packs)	7.40	7.40
Pyrazinamide 500mg, 100 tablets (per tablet)	0.88	0.88
RID 60mL	7.13	7.13
Rifabutin 150mg 100 capsules (per capsule)	2.99	2.99
Rifampin 150mg, 30 capsules (per capsule)	0.03	0.03
Rifampin 300mg, 60 capsules (per capsule)	0.08	0.08
Truvada 200/300mg (generic)	12.74	12.74
Truvada 200/300mg (brand)	494.25	494.25
Vitamin B-6 Pyridoxine 25mg, 100 tablets (per tablet)	0.01	0.01
Vitamin B-6 Pyridoxine 50mg 100 tablets (per tablet)	0.02	0.02
Vitamin B-6 Pyridoxine 100mg 100 tablets (per tablet)	0.03	0.03
Zithromax 500mg, 30 tablets (per tablet)	0.01	0.01
Note: Other 340B Drugs and Medications Not Listed will be charged 340B Price plus Dispensing Fee of \$7.25 or Medi-Cal Approved Dispensing Fee whichever is lower. (Dispensing Fee is charged separately)		
Dispensing Fee	7.25	7.25
<u>LABORATORY (per test)</u>		
Acid Fast Bacilli Culture	27.00	27.00
Aerobic Definitive ID - PH Lab	22.00	22.00
AFB Definitive ID - PH Lab	35.00	35.00
AFB-Concentration	18.00	18.00
AFRG - AFB Biochemical	35.00	35.00
Biofire Respiratory Panel - PH Lab	546.00	546.00
Biofire Respiratory gastrointestinal Panel - PH Lab	476.00	476.00
Carbapenemase Gene Detection PCR - PH Lab	112.00	112.00
Campylobacter Culture - PH Lab	25.00	25.00
GC/Chlamyd NAAT - PH Lab	92.00	92.00
C Acid Fast Bacilli (C AFB)	27.00	27.00
Darkfield Microscopy	36.00	36.00
Dengue Virus PCR - PH Lab	N/A	88.00
Enterovirus PCR	106.00	106.00
E. Coli Culture - PH Lab	25.00	25.00
Fungus Culture	25.00	25.00
87591 Neisseria gonorrhoeae, amplified probe technique	92.00	92.00
Gonorrhea Culture	17.00	17.00
Hepatitis B Surface Antibody	14.00	14.00
Hepatitis B Surface Antigen	14.00	14.00
Hepatitis B Surface Antigen Confirmatory - PH Lab	14.00	14.00
Hepatitis C Antibody reflex to Quant Viral Load	41.00	41.00
Hepatitis C Quantitative Viral Load	46.00	46.00
HIV 1-2 Ab/Ag EIA Reflex to Confirmatory Testing - PH Lab	59.00	59.00
HIV Confirmatory	49.00	49.00
HIV Qualitative NAAT	46.00	46.00
HIV Quantitative Viral Load	111.00	111.00
HSV 1/2 NAAT - PH Lab	40.00	40.00
Influenza Typing - PH Lab	126.00	126.00
Malaria Identification - PH Lab	88.00	88.00
Measles PCR	88.00	88.00
Mold Definitive ID - PH Lab	33.00	33.00
Mold For Identification	33.00	33.00
Monkeypox Virus DNA PCR - PH Lab	N/A	41.00
Mumps IgG - PH Lab	41.00	41.00

SCHEDULE OF
2026-27 SERVICE RATES & FEES

Attachment 1
Schedule A

All service rates are presented on an hourly basis unless otherwise indicated. Rates for 2025-26 are shown for comparison purposes only.		
	2025-2026	2026-2027
Mumps PCR - PH Lab	88.00	88.00
MTBc PCR GeneXpert	106.00	106.00
Mycobacteriology smear	14.00	14.00
Norovirus by PCR	88.00	88.00
O&P Trichrome - PH Lab	48.00	48.00
PH Culture for ID	22.00	22.00
Quantiferon TB - PH Lab	153.00	153.00
Rapid Plasma Reagin Test-PH Lab	11.00	11.00
Rubella Antibody (IgG) Immune Status - PH Lab	41.00	41.00
Rubeola Antibody IgG - PH Lab	41.00	41.00
Salmonella Screen	25.00	25.00
Shigella Screen	25.00	25.00
SARS CoV-2 Nucleic Acid Amplification Test by TMA	214.00	214.00
SARS CoV-2 (COVID-19) IgG Antibody Test - PH Lab	106.00	106.00
SARS CoV-2/Influenza A & B Multiplex PCR	289.00	289.00
Shiga Toxin	26.00	26.00
Stool Culture	25.00	25.00
Syphilis Confirmed TPPA	34.00	34.00
Syphilis VDRL Titer (CSF) - PH Lab	12.00	12.00
Syphilis VDRL Titer (Serum) - PH Lab	11.00	11.00
Syphilis - Trep Antibody IgG.IgM Rflx RPR PH Lab Preferred	34.00	34.00
Trichomonas Amplified DNA Probe	85.00	85.00
Trioplex PCR - PH Lab	88.00	88.00
Tuberculosis Susceptibilities	21.00	21.00
Varicella Zoster Antibody IgG - PH Lab	34.00	34.00
Vibro Culture - PH Lab	25.00	25.00
Worm Identification	13.00	13.00
Yeast Definitive ID - PH Lab	27.00	27.00
Yeast For Identification	27.00	27.00
Yersinia Culture - PH Lab	25.00	25.00
Note: Laboratory Test Not Listed will be charged at prevailing Medicare or Medi-Cal rate, whichever is lower. For test that neither Medicare nor Medi-Cal rate is available, Full Cost + 10% will be charged.		
LABORATORY SERVICES (Non-Patient, per test)		
Expedited testing request for service on weekend	142.00	142.00
Food Examination	434.00	515.00
Plate Count (swimming pool/bottled water test)	86.00	101.00
Rabies - Examination	132.00	153.00
Water - Colilert 18/24 Quanta - Tray	72.00	83.00
Water - Drinking MPN (Ten Tube)	145.00	166.00
Water - Enterolert Quanta - Tray	67.00	76.00
Water - Ground/Sewage MPN	184.00	212.00
Water Drinking Presence Absence	35.00	41.00
Note: Laboratory Services Not Listed will be charged Full Cost + 10%.		
NON-DIAGNOSTIC GENERAL HEALTH ASSESSMENT FEE		
NGHA Annual Registration Fee	100.00	103.80
VITAL RECORDS (per certificate)		
eFax Filing Fee for Mortuaries	4.00	5.00
Weekend Filing Fee	287.48	320.00
NSF Fee	61.00	57.00
*Birth Certificate issued to General Public	29.00	31.00
*Birth Certificate issued to Government Agency	22.00	24.00
*Death Certificate (Government Agencies and General Public)	24.00	26.00
*Fetal Death Certificate (Government Agencies and General Public)	21.00	23.00
*Still Birth Certificate	14.00	14.00
*Permit for Disposition of Human Remains - Regular Permit	12.00	12.00
*Permit for Disposition of Human Remains - After Hours Permit	12.00	12.00
Postage (1 to 5 Birth/Death Online Certification Orders)	2.37	3.00
Postage (6 to 10 Birth/Death Online Certification Orders)	2.64	3.00
Priority Shipping	10.70	12.55
*The certificate and permit rates for FY26-27 will be changed when published by the California Department of Public Health (CDPH)		

SCHEDULE OF
2026-27 SERVICE RATES & FEES

Attachment 1
Schedule A

All service rates are presented on an hourly basis unless otherwise indicated.
Rates for 2025-26 are shown for comparison purposes only.

	2025-2026	2026-2027
HCA - BEHAVIORAL HEALTH		
<u>Mental Health Services (per procedure unless otherwise stated)</u>		
Adult Residential (per day)	505.11	520.77
Crisis Residential (per day)	380.46	392.25
Psychiatric Health Facility (per day)	2,216.50	2,285.21
Day Treatment Intensive: Full Day	805.96	830.94
Day Treatment Intensive: Half Day	537.31	553.97
Day Rehabilitation: Full Day	452.47	466.50
Day Rehabilitation: Half Day	301.65	311.00
Crisis Stabilization (per hour)	227.51	234.56
Clubhouse (>= 3 hours)	267.09	275.37
Assertive Community Treatment: Full Month	4,502.27	4,641.84
Assertive Community Treatment: Partial Month	3,001.52	3,094.57
Coordinated Specialty Care: Full Month	3,690.82	3,805.24
Coordinated Specialty Care: Partial Month	1,230.28	N/A
Forensic Assertive Community Treatment: Full Month	4,659.85	4,804.31
Forensic Assertive Community Treatment: Partial Month	3,106.57	3,202.87
Multi Systemic Therapy: Full Month	8,465.72	8,728.16
Multi Systemic Therapy: Partial Month	5,643.82	5,818.78
Supported Employment: Full Month	1,697.67	1,750.30
Supported Employment: Partial Month	848.83	875.14
Community Transition In-Reach	N/A	3,079.85
Therapeutic Foster Care, 24 hour	N/A	580.16
2-4 patients self-mgmt training by nonphysician, 30 Mins, CHW	48.44	49.94
5-8 patients self-mgmt training by nonphysician, 30 Mins, CHW	22.36	23.05
Apply On-body Injector for Timed Sub-Q Inject, 15 mins, CNS	180.04	185.62
Apply On-body Injector for Timed Sub-Q Inject, LPT	66.23	68.28
Apply On-body Injector for Timed Sub-Q Inject, LVN	77.26	79.65
Apply On-body Injector for Timed Sub-Q Inject, 15 mins, MD	362.06	373.26
Apply On-body Injector for Timed Sub-Q Inject, 15 mins, NP	180.04	185.62
Apply On-body Injector for Timed Sub-Q Inject, 15 mins, PA	162.38	167.41
Apply On-body Injector for Timed Sub-Q Inject, 15 mins, RN	147.06	151.61
Assess of Aphasia, 60 mins, CNS	720.17	742.46
Assess of Aphasia, 60 mins, MD	1,448.23	1,493.06
Assess of Aphasia, 60 mins, NP	720.17	742.46
Assess of Aphasia, 60 mins, PA	649.52	669.63
Assess of Aphasia, 60 mins, Psychologist	582.43	600.46
Assessment substitute, 15 Mins, CNS	180.04	185.62
Assessment substitute, 15 Mins, LPHA	94.23	97.14
Assessment substitute, 15 Mins, MA	53.11	54.75
Assessment substitute, 15 Mins, MD	362.06	373.26
Assessment substitute, 15 Mins, NP	180.04	185.62
Assessment substitute, 15 Mins, OT	125.43	129.31
Assessment substitute, 15 Mins, PA	162.38	167.41
Assessment substitute, 15 Mins, Psychologist	145.61	150.11
Assessment substitute, 15 Mins, RN	147.06	151.61
Behav Hlth Prevention Ed Svc, 15 mins, Peer	16.54	17.05
Brief Emotional/Behavioral Assess, 60 Mins, CNS	720.17	742.46
Brief Emotional/Behavioral Assess, 60 Mins, LPHA	376.91	388.57
Brief Emotional/Behavioral Assess, 60 Mins, MA	212.43	219.00
Brief Emotional/Behavioral Assess, 60 Mins, MD	1,448.23	1,493.06
Brief Emotional/Behavioral Assess, 60 Mins, NP	720.17	742.46
Brief Emotional/Behavioral Assess, 60 Mins, OT	501.72	517.25
Brief Emotional/Behavioral Assess, 60 Mins, PA	649.52	669.63
Brief Emotional/Behavioral Assess, 60 Mins, Psychologist	582.43	600.46
Brief Emotional/Behavioral Assess, 60 Mins, RN	588.25	606.46
Care Mgmt Svcs for beh hlth cond at least 20 Mins per month, CNS	720.17	N/A
Care Mgmt Svcs for beh hlth cond at least 20 Mins per month, LPHA	376.91	388.57
Care Mgmt Svcs for beh hlth cond at least 20 Mins per month, LPT	264.92	N/A
Care Mgmt Svcs for beh hlth cond at least 20 Mins per month, LVN	309.02	N/A
Care Mgmt Svcs for beh hlth cond at least 20 Mins per month, NP	720.17	N/A
Care Mgmt Svcs for beh hlth cond at least 20 Mins per month, OT	501.72	N/A
Care Mgmt Svcs for beh hlth cond at least 20 Mins per month, PA	649.52	N/A
Care Mgmt Svcs for beh hlth cond at least 20 Mins per month, Pharmacist	693.23	N/A

SCHEDULE OF
2026-27 SERVICE RATES & FEES

Attachment 1
Schedule A

All service rates are presented on an hourly basis unless otherwise indicated. Rates for 2025-26 are shown for comparison purposes only.		
	2025-2026	2026-2027
Care Mgmt Svcs for beh hlth cond at least 20 Mins per month, Psychologist	582.43	600.46
Care Mgmt Svcs for beh hlth cond at least 20 Mins per month, RN	588.25	N/A
Care Mngmt Svcs for BH Conditions by Physician, 20 mins, CNS	720.17	742.46
Care Mngmt Svcs for BH Conditions by Physician, 20 mins, LPHA	376.91	388.57
Care Mngmt Svcs for BH Conditions by Physician, 20 mins, LPT	264.92	273.12
Care Mngmt Svcs for BH Conditions by Physician, 20 mins, LVN	309.02	318.59
Care Mngmt Svcs for BH Conditions by Physician, 20 mins, MA	212.43	219.00
Care Mngmt Svcs for BH Conditions by Physician, 20 mins, MD	1,448.23	1,493.06
Care Mngmt Svcs for BH Conditions by Physician, 20 mins, NP	720.17	742.46
Care Mngmt Svcs for BH Conditions by Physician, 20 mins, PA	649.52	669.63
Care Mngmt Svcs for BH Conditions by Physician, 20 mins, Pharmacist	693.23	714.69
Care Mngmt Svcs for BH Conditions by Physician, 20 mins, Psychologist	582.43	600.46
Care Mngmt Svcs for BH Conditions by Physician, 20 mins, RN	588.25	606.46
Caregiver Assess Adm of Care-Giver Risk Assessmt, 15 mins, CNS	180.04	185.62
Caregiver Assess Adm of Care-Giver Risk Assessmt, 15 mins, LPHA	94.23	97.14
Caregiver Assess Adm of Care-Giver Risk Assessmt, 15 mins, LVN	77.26	79.65
Caregiver Assess Adm of Care-Giver Risk Assessmt, 15 mins, MA	53.11	54.75
Caregiver Assess Adm of Care-Giver Risk Assessmt, 15 mins, MD	362.06	373.26
Caregiver Assess Adm of Care-Giver Risk Assessmt, 15 mins, NP	180.04	185.62
Caregiver Assess Adm of Care-Giver Risk Assessmt, 15 mins, OT	125.43	129.31
Caregiver Assess Adm of Care-Giver Risk Assessmt, 15 mins, PA	162.38	167.41
Caregiver Assess Adm of Care-Giver Risk Assessmt, 15 mins, Pharmacist	173.31	178.67
Caregiver Assess Adm of Care-Giver Risk Assessmt, 15 mins, Psychologist	145.61	150.11
Caregiver Assess Adm of Care-Giver Risk Assessmt, 15 mins, RN	147.06	151.61
Caregiver training direct care strat & tech w/o Pt, ea addl 15 Mins, CNS	180.04	185.62
Caregiver training direct care strat & tech w/o Pt, ea addl 15 Mins, LPHA	94.23	97.14
Caregiver training direct care strat & tech w/o Pt, ea addl 15 Mins, LPT	66.23	68.28
Caregiver training direct care strat & tech w/o Pt, ea addl 15 Mins, LVN	77.26	79.65
Caregiver training direct care strat & tech w/o Pt, ea addl 15 Mins, MD	362.06	373.26
Caregiver training direct care strat & tech w/o Pt, ea addl 15 Mins, NP	180.04	185.62
Caregiver training direct care strat & tech w/o Pt, ea addl 15 Mins, OT	125.43	129.31
Caregiver training direct care strat & tech w/o Pt, ea addl 15 Mins, PA	162.38	167.41
Caregiver training direct care strat & tech w/o Pt, ea addl 15 Mins, Pharmacist	173.31	178.67
Caregiver training direct care strat & tech w/o Pt, ea addl 15 Mins, Psychologist	145.61	150.11
Caregiver training direct care strat & tech w/o Pt, ea addl 15 Mins, RN	147.06	151.61
Caregiver training direct care strat & tech w/o Pt, init 30 Mins, CNS	276.07	284.61
Caregiver training direct care strat & tech w/o Pt, init 30 Mins, LPHA	144.48	148.95
Caregiver training direct care strat & tech w/o Pt, init 30 Mins, LPT	101.55	104.70
Caregiver training direct care strat & tech w/o Pt, init 30 Mins, LVN	118.46	122.13
Caregiver training direct care strat & tech w/o Pt, init 30 Mins, MD	555.15	572.34
Caregiver training direct care strat & tech w/o Pt, init 30 Mins, NP	276.07	284.61
Caregiver training direct care strat & tech w/o Pt, init 30 Mins, OT	192.33	198.28
Caregiver training direct care strat & tech w/o Pt, init 30 Mins, PA	248.98	256.69
Caregiver training direct care strat & tech w/o Pt, init 30 Mins, Pharmacist	265.74	273.96
Caregiver training direct care strat & tech w/o Pt, init 30 Mins, Psychologist	223.26	230.18
Caregiver training direct care strat & tech w/o Pt, init 30 Mins, RN	225.50	232.48
Caregiver training in beh mgmt/mod w/o Pt, ea addl 15 Mins, CNS	180.04	185.62
Caregiver training in beh mgmt/mod w/o Pt, ea addl 15 Mins, LPHA	94.23	97.14
Caregiver training in beh mgmt/mod w/o Pt, ea addl 15 Mins, LPT	66.23	68.28
Caregiver training in beh mgmt/mod w/o Pt, ea addl 15 Mins, LVN	77.26	79.65
Caregiver training in beh mgmt/mod w/o Pt, ea addl 15 Mins, MD	362.06	373.26
Caregiver training in beh mgmt/mod w/o Pt, ea addl 15 Mins, NP	180.04	185.62
Caregiver training in beh mgmt/mod w/o Pt, ea addl 15 Mins, OT	125.43	129.31
Caregiver training in beh mgmt/mod w/o Pt, ea addl 15 Mins, PA	162.38	167.41
Caregiver training in beh mgmt/mod w/o Pt, ea addl 15 Mins, Pharmacist	173.31	178.67
Caregiver training in beh mgmt/mod w/o Pt, ea addl 15 Mins, Psychologist	145.61	150.11
Caregiver training in beh mgmt/mod w/o Pt, ea addl 15 Mins, RN	147.06	151.61
Caregiver training in beh mgmt/mod w/o Pt, init 30 Mins, CNS	276.07	284.61
Caregiver training in beh mgmt/mod w/o Pt, init 30 Mins, LPHA	144.48	148.95
Caregiver training in beh mgmt/mod w/o Pt, init 30 Mins, LPT	101.55	104.70
Caregiver training in beh mgmt/mod w/o Pt, init 30 Mins, LVN	118.46	122.13
Caregiver training in beh mgmt/mod w/o Pt, init 30 Mins, MD	555.15	572.34
Caregiver training in beh mgmt/mod w/o Pt, init 30 Mins, NP	276.07	284.61
Caregiver training in beh mgmt/mod w/o Pt, init 30 Mins, OT	192.33	198.28
Caregiver training in beh mgmt/mod w/o Pt, init 30 Mins, PA	248.98	256.69

SCHEDULE OF
2026-27 SERVICE RATES & FEES

Attachment 1
Schedule A

All service rates are presented on an hourly basis unless otherwise indicated. Rates for 2025-26 are shown for comparison purposes only.		
	2025-2026	2026-2027
Caregiver training in beh mgmt/mod w/o Pt, init 30 Mins, Pharmacist	265.74	273.96
Caregiver training in beh mgmt/mod w/o Pt, init 30 Mins, Psychologist	223.26	230.18
Caregiver training in beh mgmt/mod w/o Pt, init 30 Mins, RN	225.50	232.48
Caregiver Training to facil patient func w/o Pt, ea addl 15 Mins, CNS	180.04	185.62
Caregiver Training to facil patient func w/o Pt, ea addl 15 Mins, LPHA	94.23	97.14
Caregiver Training to facil patient func w/o Pt, ea addl 15 Mins, LPT	66.23	68.28
Caregiver Training to facil patient func w/o Pt, ea addl 15 Mins, LVN	77.26	79.65
Caregiver Training to facil patient func w/o Pt, ea addl 15 Mins, MD	362.06	373.26
Caregiver Training to facil patient func w/o Pt, ea addl 15 Mins, NP	180.04	185.62
Caregiver Training to facil patient func w/o Pt, ea addl 15 Mins, OT	125.43	129.31
Caregiver Training to facil patient func w/o Pt, ea addl 15 Mins, PA	162.38	167.41
Caregiver Training to facil patient func w/o Pt, ea addl 15 Mins, Pharmacist	173.31	178.67
Caregiver Training to facil patient func w/o Pt, ea addl 15 Mins, Psychologist	145.61	150.11
Caregiver Training to facil patient func w/o Pt, ea addl 15 Mins, RN	147.06	151.61
Caregiver Training to facil patient func w/o Pt, init 30 Mins, CNS	276.07	284.61
Caregiver Training to facil patient func w/o Pt, init 30 Mins, LPHA	144.48	148.95
Caregiver Training to facil patient func w/o Pt, init 30 Mins, LPT	101.55	104.70
Caregiver Training to facil patient func w/o Pt, init 30 Mins, LVN	118.46	122.13
Caregiver Training to facil patient func w/o Pt, init 30 Mins, MD	555.15	572.34
Caregiver Training to facil patient func w/o Pt, init 30 Mins, NP	276.07	284.61
Caregiver Training to facil patient func w/o Pt, init 30 Mins, OT	192.33	198.28
Caregiver Training to facil patient func w/o Pt, init 30 Mins, PA	248.98	256.69
Caregiver Training to facil patient func w/o Pt, init 30 Mins, Pharmacist	265.74	273.96
Caregiver Training to facil patient func w/o Pt, init 30 Mins, Psychologist	223.26	230.18
Caregiver Training to facil patient func w/o Pt, init 30 Mins, RN	225.50	232.48
Community-Based Wrap-Around Svcs, 15 mins, CNS	180.04	185.62
Community-Based Wrap-Around Svcs, 15 mins, Counselor	78.16	80.58
Community-Based Wrap-Around Svcs, 15 mins, LPHA	94.23	97.14
Community-Based Wrap-Around Svcs, 15 mins, LPT	66.23	68.28
Community-Based Wrap-Around Svcs, 15 mins, LVN	77.26	79.65
Community-Based Wrap-Around Svcs, 15 mins, MA	53.11	54.75
Community-Based Wrap-Around Svcs, 15 mins, MD	362.06	373.26
Community-Based Wrap-Around Svcs, 15 mins, MHRS	70.89	73.09
Community-Based Wrap-Around Svcs, 15 mins, NP	180.04	185.62
Community-Based Wrap-Around Svcs, 15 mins, OQP	70.89	73.09
Community-Based Wrap-Around Svcs, 15 mins, OT	125.43	129.31
Community-Based Wrap-Around Svcs, 15 mins, PA	162.38	167.41
Community-Based Wrap-Around Svcs, 15 mins, Pharmacist	173.31	178.67
Community-Based Wrap-Around Svcs, 15 mins, Psychologist	145.61	150.11
Community-Based Wrap-Around Svcs, 15 mins, RN	147.06	151.61
Community Health Svcs for Social Determinants Needs, first hour, CHW	N/A	299.65
Community Health Svcs for Social Determinants Needs, add'l 30 min, CHW	N/A	149.83
Comprehensive Multidisciplinary Eval, 15 mins, CNS	180.04	185.62
Comprehensive Multidisciplinary Eval, 15 mins, Counselor	78.16	80.58
Comprehensive Multidisciplinary Eval, 15 mins, LPHA	94.23	97.14
Comprehensive Multidisciplinary Eval, 15 mins, LPT	66.23	68.28
Comprehensive Multidisciplinary Eval, 15 mins, LVN	77.26	79.65
Comprehensive Multidisciplinary Eval, 15 mins, MA	53.11	54.75
Comprehensive Multidisciplinary Eval, 15 mins, MD	362.06	373.26
Comprehensive Multidisciplinary Eval, 15 mins, MHRS	70.89	73.09
Comprehensive Multidisciplinary Eval, 15 mins, NP	180.04	185.62
Comprehensive Multidisciplinary Eval, 15 mins, OQP	70.89	73.09
Comprehensive Multidisciplinary Eval, 15 mins, OT	125.43	129.31
Comprehensive Multidisciplinary Eval, 15 mins, PA	162.38	167.41
Comprehensive Multidisciplinary Eval, 15 mins, Pharmacist	173.31	178.67
Comprehensive Multidisciplinary Eval, 15 mins, Psychologist	145.61	150.11
Comprehensive Multidisciplinary Eval, 15 mins, RN	147.06	151.61
Crisis Intervention Service, 15 mins, CNS	180.04	185.62
Crisis Intervention Service, 15 mins, Counselor	78.16	80.58
Crisis Intervention Service, 15 mins, LPHA	94.23	97.14
Crisis Intervention Service, 15 mins, LPT	66.23	68.28
Crisis Intervention Service, 15 mins, LVN	77.26	79.65
Crisis Intervention Service, 15 mins, MD	362.06	373.26
Crisis Intervention Service, 15 mins, MHRS	70.89	73.09
Crisis Intervention Service, 15 mins, NP	180.04	185.62

SCHEDULE OF
2026-27 SERVICE RATES & FEES

Attachment 1
Schedule A

All service rates are presented on an hourly basis unless otherwise indicated.
Rates for 2025-26 are shown for comparison purposes only.

	2025-2026	2026-2027
Crisis Intervention Service, 15 mins, OQP	70.89	73.09
Crisis Intervention Service, 15 mins, OT	125.43	129.31
Crisis Intervention Service, 15 mins, PA	162.38	167.41
Crisis Intervention Service, 15 mins, Pharmacist	173.31	178.67
Crisis Intervention Service, 15 mins, Psychologist	145.61	150.11
Crisis Intervention Service, 15 mins, RN	147.06	151.61
Developmental Screening, 60 Mins, CNS	720.17	742.46
Developmental Screening, 60 Mins, LPHA	376.91	388.57
Developmental Screening, 60 Mins, MA	212.43	219.00
Developmental Screening, 60 Mins, MD	1,448.23	1,493.06
Developmental Screening, 60 Mins, NP	720.17	742.46
Developmental Screening, 60 Mins, OT	501.72	517.25
Developmental Screening, 60 Mins, PA	649.52	669.63
Developmental Screening, 60 Mins, Psychologist	582.43	600.46
Developmental Screening, 60 Mins, RN	588.25	606.46
Developmental Testing, Each Addl 30 min, CNS	360.09	371.23
Developmental Testing, Each Addl 30 min, MD	724.12	746.53
Developmental Testing, Each Addl 30 min, NP	360.09	371.23
Developmental Testing, Each Addl 30 min, OT	250.86	258.63
Developmental Testing, Each Addl 30 min, PA	324.76	334.81
Developmental Testing, Each Addl 30 min, Psychologist	291.22	300.23
Developmental Testing, first hour, CNS	720.17	742.46
Developmental Testing, first hour, MD	1,448.23	1,493.06
Developmental Testing, first hour, NP	720.17	742.46
Developmental Testing, first hour, OT	501.72	517.25
Developmental Testing, first hour, PA	649.52	669.63
Developmental Testing, first hour, Psychologist	582.43	600.46
Electroconvulsive Therapy (Incl Nec Monito), 20 Mins, CNS	240.06	247.49
Electroconvulsive Therapy (Incl Nec Monito), 20 Mins, MD	482.74	497.69
Electroconvulsive Therapy (Incl Nec Monito), 20 Mins, NP	240.06	247.49
Electroconvulsive Therapy (Incl Nec Monito), 20 Mins, PA	216.51	223.21
Family Psychther (Patient Presnt), 50 mins, CNS	600.14	618.72
Family Psychther (Patient Presnt), 50 mins, LPHA	314.09	323.81
Family Psychther (Patient Presnt), 50 mins, MD	1,206.86	1,244.21
Family Psychther (Patient Presnt), 50 mins, NP	600.14	618.72
Family Psychther (Patient Presnt), 50 mins, PA	541.27	558.02
Family Psychther (Patient Presnt), 50 mins, Psychologist	485.36	500.38
Functional fam prevent & intervent for high-risk youth, 15 Mins, CNS	180.04	185.62
Functional fam prevent & intervent for high-risk youth, 15 Mins, LPHA	94.23	97.14
Functional fam prevent & intervent for high-risk youth, 15 Mins, MD	362.06	373.26
Functional fam prevent & intervent for high-risk youth, 15 Mins, NP	180.04	185.62
Functional fam prevent & intervent for high-risk youth, 15 Mins, PA	162.38	167.41
Functional fam prevent & intervent for high-risk youth, 15 Mins, Psychologist	145.61	150.11
Grp Caregiver training direct care strat & tech w/o Pt, 45 Mins, CNS	120.03	123.74
Grp Caregiver training direct care strat & tech w/o Pt, 45 Mins, LPHA	62.82	64.76
Grp Caregiver training direct care strat & tech w/o Pt, 45 Mins, LPT	44.15	45.52
Grp Caregiver training direct care strat & tech w/o Pt, 45 Mins, LVN	51.50	53.10
Grp Caregiver training direct care strat & tech w/o Pt, 45 Mins, MD	241.37	248.84
Grp Caregiver training direct care strat & tech w/o Pt, 45 Mins, NP	120.03	123.74
Grp Caregiver training direct care strat & tech w/o Pt, 45 Mins, OT	83.62	86.21
Grp Caregiver training direct care strat & tech w/o Pt, 45 Mins, PA	108.25	111.60
Grp Caregiver training direct care strat & tech w/o Pt, 45 Mins, Pharmacist	115.54	119.12
Grp Caregiver training direct care strat & tech w/o Pt, 45 Mins, Psychologist	97.07	100.08
Grp Caregiver training direct care strat & tech w/o Pt, 45 Mins, RN	98.04	101.08
Grp Caregiver Training to facil patient func w/o Pt, 45 Mins, CNS	120.03	123.74
Grp Caregiver Training to facil patient func w/o Pt, 45 Mins, LPHA	62.82	64.76
Grp Caregiver Training to facil patient func w/o Pt, 45 Mins, LPT	44.15	45.52
Grp Caregiver Training to facil patient func w/o Pt, 45 Mins, LVN	51.50	53.10
Grp Caregiver Training to facil patient func w/o Pt, 45 Mins, MD	241.37	248.84
Grp Caregiver Training to facil patient func w/o Pt, 45 Mins, NP	120.03	123.74
Grp Caregiver Training to facil patient func w/o Pt, 45 Mins, OT	83.62	86.21
Grp Caregiver Training to facil patient func w/o Pt, 45 Mins, PA	108.25	111.60
Grp Caregiver Training to facil patient func w/o Pt, 45 Mins, Pharmacist	115.54	119.12
Grp Caregiver Training to facil patient func w/o Pt, 45 Mins, Psychologist	97.07	100.08
Grp Caregiver Training to facil patient func w/o Pt, 45 Mins, RN	98.04	101.08

SCHEDULE OF
2026-27 SERVICE RATES & FEES

Attachment 1
Schedule A

All service rates are presented on an hourly basis unless otherwise indicated.
Rates for 2025-26 are shown for comparison purposes only.

	2025-2026	2026-2027
Grp Psychther (not Multiple-Family Grp), 50 Mins, CNS	133.36	137.49
Grp Psychther (not Multiple-Family Grp), 50 Mins, LPHA	69.80	71.96
Grp Psychther (not Multiple-Family Grp), 50 Mins, MD	268.19	276.49
Grp Psychther (not Multiple-Family Grp), 50 Mins, NP	133.36	137.49
Grp Psychther (not Multiple-Family Grp), 50 Mins, PA	120.28	124.01
Grp Psychther (not Multiple-Family Grp), 50 Mins, Psychologist	107.86	111.20
Home Visit of a New Patient, 15-29 mins, CNS	264.06	272.24
Home Visit of a New Patient, 15-29 mins, MD	531.02	547.45
Home Visit of a New Patient, 15-29 mins, NP	264.06	272.24
Home Visit of a New Patient, 15-29 mins, PA	238.16	245.53
Home Visit of a New Patient, 30-59 Mins, CNS	540.13	556.85
Home Visit of a New Patient, 30-59 Mins, MD	1,086.17	1,119.79
Home Visit of a New Patient, 30-59 Mins, NP	540.13	556.85
Home Visit of a New Patient, 30-59 Mins, PA	487.14	502.22
Home Visit of a New Patient, 60-74 Mins, CNS	804.19	829.08
Home Visit of a New Patient, 60-74 Mins, MD	1,617.19	1,667.25
Home Visit of a New Patient, 60-74 Mins, NP	804.19	829.08
Home Visit of a New Patient, 60-74 Mins, PA	725.30	747.75
Home Visit of a New Patient, 75+ Mins, CNS	984.23	1,014.70
Home Visit of a New Patient, 75+ Mins, MD	1,979.25	2,040.51
Home Visit of a New Patient, 75+ Mins, NP	984.23	1,014.70
Home Visit of a New Patient, 75+ Mins, PA	887.68	915.16
Home Visit of Est Patient, 20-29 Mins, CNS	300.07	309.36
Home Visit of Est Patient, 20-29 Mins, MD	603.43	622.11
Home Visit of Est Patient, 20-29 Mins, NP	300.07	309.36
Home Visit of Est Patient, 20-29 Mins, PA	270.63	279.01
Home Visit of Est Patient, 30-39 Mins, CNS	420.10	433.10
Home Visit of Est Patient, 30-39 Mins, MD	844.80	870.95
Home Visit of Est Patient, 30-39 Mins, NP	420.10	433.10
Home Visit of Est Patient, 30-39 Mins, PA	378.89	390.62
Home Visit of Est Patient, 40-59 Mins, CNS	600.14	618.72
Home Visit of Est Patient, 40-59 Mins, MD	1,206.86	1,244.21
Home Visit of Est Patient, 40-59 Mins, NP	600.14	618.72
Home Visit of Est Patient, 40-59 Mins, PA	541.27	558.02
Home Visit of Est Patient, 60+ Mins, CNS	804.19	829.08
Home Visit of Est Patient, 60+ Mins, MD	1,617.19	1,667.25
Home Visit of Est Patient, 60+ Mins, NP	804.19	829.08
Home Visit of Est Patient, 60+ Mins, PA	725.30	747.75
Hospital IP or Obs discharge day mgnt more than 30 mins, CNS	720.17	742.46
Hospital IP or Obs discharge day mgnt more than 30 mins, MD	1,448.23	1,493.06
Hospital IP or Obs discharge day mgnt more than 30 mins, NP	720.17	742.46
Hospital IP or Obs discharge day mgnt more than 30 mins, PA	649.52	669.63
Hospital IP or Obs discharge day mgnt up to 30 Mins, CNS	360.09	371.23
Hospital IP or Obs discharge day mgnt up to 30 Mins, MD	724.12	746.53
Hospital IP or Obs discharge day mgnt up to 30 Mins, NP	360.09	371.23
Hospital IP or Obs discharge day mgnt up to 30 Mins, PA	324.76	334.81
HypnoTherapy, 60 mins, CNS	720.17	742.46
HypnoTherapy, 60 mins, LPHA	376.91	388.57
HypnoTherapy, 60 mins, MD	1,448.23	1,493.06
HypnoTherapy, 60 mins, NP	720.17	742.46
HypnoTherapy, 60 mins, PA	649.52	669.63
HypnoTherapy, 60 mins, Psychologist	582.43	600.46
I/P Consult New or Est Patient, 35-44 Mins, CNS	480.11	494.97
I/P Consult New or Est Patient, 35-44 Mins, MD	965.49	995.37
I/P Consult New or Est Patient, 35-44 Mins, NP	480.11	494.97
I/P Consult New or Est Patient, 35-44 Mins, PA	433.01	446.42
I/P Consult New or Est Patient, 45-59 Mins, CNS	624.15	643.47
I/P Consult New or Est Patient, 45-59 Mins, MD	1,255.13	1,293.98
I/P Consult New or Est Patient, 45-59 Mins, NP	624.15	643.47
I/P Consult New or Est Patient, 45-59 Mins, PA	562.92	580.34
I/P Consult New or Est Patient, 60-79 Mins, CNS	840.20	866.20
I/P Consult New or Est Patient, 60-79 Mins, MD	1,689.60	1,741.90
I/P Consult New or Est Patient, 60-79 Mins, NP	840.20	866.20
I/P Consult New or Est Patient, 60-79 Mins, PA	757.77	781.23
I/P Consult New or Est Patient, 80+ Mins, CNS	1,044.25	1,076.57

SCHEDULE OF
2026-27 SERVICE RATES & FEES

Attachment 1
Schedule A

All service rates are presented on an hourly basis unless otherwise indicated. Rates for 2025-26 are shown for comparison purposes only.		
	2025-2026	2026-2027
I/P Consult New or Est Patient, 80+ Mins, MD	2,099.93	2,164.93
I/P Consult New or Est Patient, 80+ Mins, NP	1,044.25	1,076.57
I/P Consult New or Est Patient, 80+ Mins, PA	941.80	970.96
Indiv patient self-mgmt training by nonphysician, 30 Mins, CHW	145.33	149.83
Init hosp care/day, E&M high severity 75+ Mins, CNS	984.23	1,014.70
Init hosp care/day, E&M high severity 75+ Mins, MD	1,979.25	2,040.51
Init hosp care/day, E&M high severity 75+ Mins, NP	984.23	1,014.70
Init hosp care/day, E&M high severity 75+ Mins, PA	887.68	915.16
Init hosp care/day, E&M low severity 40-54 Mins, CNS	564.13	581.59
Init hosp care/day, E&M low severity 40-54 Mins, MD	1,134.45	1,169.56
Init hosp care/day, E&M low severity 40-54 Mins, NP	564.13	581.59
Init hosp care/day, E&M low severity 40-54 Mins, PA	508.79	524.54
Init hosp care/day, E&M mod severity 55-74 Mins, CNS	780.18	804.33
Init hosp care/day, E&M mod severity 55-74 Mins, MD	1,568.92	1,617.48
Init hosp care/day, E&M mod severity 55-74 Mins, NP	780.18	804.33
Init hosp care/day, E&M mod severity 55-74 Mins, PA	703.65	725.43
Init Nursng Facil Care/Day EM high level, 50+ Mins, CNS	684.16	705.34
Init Nursng Facil Care/Day EM high level, 50+ Mins, MD	1,375.82	1,418.40
Init Nursng Facil Care/Day EM high level, 50+ Mins, NP	684.16	705.34
Init Nursng Facil Care/Day EM high level, 50+ Mins, PA	617.04	636.15
Init Nursng Facil Care/Day EM low level, 25-34 Mins, CNS	360.09	371.23
Init Nursng Facil Care/Day EM low level, 25-34 Mins, MD	724.12	746.53
Init Nursng Facil Care/Day EM low level, 25-34 Mins, NP	360.09	371.23
Init Nursng Facil Care/Day EM low level, 25-34 Mins, PA	324.76	334.81
Init Nursng Facil Care/Day EM moderate level, 35-49 Mins, CNS	504.12	519.72
Init Nursng Facil Care/Day EM moderate level, 35-49 Mins, MD	1,013.76	1,045.14
Init Nursng Facil Care/Day EM moderate level, 35-49 Mins, NP	504.12	519.72
Init Nursng Facil Care/Day EM moderate level, 35-49 Mins, PA	454.66	468.74
Interactive Complexity, occurrence mins, All	18.89	19.48
Inter-Prof phn/Intmt/ Elect Asmt by Consit Physicn, 5-30 mins, MD	434.47	447.92
Interprt/Explan Results of Psychiat, 50 Mins, CNS	600.14	618.72
Interprt/Explan Results of Psychiat, 50 Mins, LPHA	314.09	323.81
Interprt/Explan Results of Psychiat, 50 Mins, MD	1,206.86	1,244.21
Interprt/Explan Results of Psychiat, 50 Mins, NP	600.14	618.72
Interprt/Explan Results of Psychiat, 50 Mins, OT	418.10	431.04
Interprt/Explan Results of Psychiat, 50 Mins, PA	541.27	558.02
Interprt/Explan Results of Psychiat, 50 Mins, Pharmacist	577.69	595.58
Interprt/Explan Results of Psychiat, 50 Mins, Psychologist	485.36	500.38
Interprt/Explan Results of Psychiat, 50 Mins, RN	490.21	505.38
IV Infsn, Concurrent Infusion, 15 mins, CNS	180.04	185.62
IV Infsn, Concurrent Infusion, 15 mins, LPT	66.23	68.28
IV Infsn, Concurrent Infusion, 15 mins, LVN	77.26	79.65
IV Infsn, Concurrent Infusion, 15 mins, MD	362.06	373.26
IV Infsn, Concurrent Infusion, 15 mins, NP	180.04	185.62
IV Infsn, Concurrent Infusion, 15 mins, PA	162.38	167.41
IV Infsn, Concurrent Infusion, 15 mins, RN	147.06	151.61
IV Infsn, Addl Seq Inf, 1-60 min afr 96365, CNS	372.09	383.60
IV Infsn, Addl Seq Inf, 1-60 min afr 96365, LPT	136.88	141.11
IV Infsn, Addl Seq Inf, 1-60 min afr 96365, LVN	159.66	164.60
IV Infsn, Addl Seq Inf, 1-60 min afr 96365, MD	748.25	771.41
IV Infsn, Addl Seq Inf, 1-60 min afr 96365, NP	372.09	383.60
IV Infsn, Addl Seq Inf, 1-60 min afr 96365, PA	335.59	345.97
IV Infsn, Addl Seq Inf, 1-60 min afr 96365, RN	303.93	313.34
IV Infsn, for Therapy, Prophylaxis, or Dx, Init up to 1 hr, CNS	552.13	569.22
IV Infsn, for Therapy, Prophylaxis, or Dx, Init up to 1 hr, LPT	203.11	209.39
IV Infsn, for Therapy, Prophylaxis, or Dx, Init up to 1 hr, LVN	236.92	244.25
IV Infsn, for Therapy, Prophylaxis, or Dx, Init up to 1 hr, MD	1,110.31	1,144.68
IV Infsn, for Therapy, Prophylaxis, or Dx, Init up to 1 hr, NP	552.13	569.22
IV Infsn, for Therapy, Prophylaxis, or Dx, Init up to 1 hr, PA	497.97	513.38
IV Infsn, for Therapy, Prophylaxis, or Dx, Init up to 1 hr, RN	450.99	464.95
IV Infsn/Thrpy/Prophy adl 30-60 mn past 96365, CNS	540.13	556.85
IV Infsn/Thrpy/Prophy adl 30-60 mn past 96365, LPT	198.69	204.84
IV Infsn/Thrpy/Prophy adl 30-60 mn past 96365, LVN	231.77	238.94
IV Infsn/Thrpy/Prophy adl 30-60 mn past 96365, MD	1,086.17	1,119.79
IV Infsn/Thrpy/Prophy adl 30-60 mn past 96365, NP	540.13	556.85

SCHEDULE OF
2026-27 SERVICE RATES & FEES

Attachment 1
Schedule A

All service rates are presented on an hourly basis unless otherwise indicated. Rates for 2025-26 are shown for comparison purposes only.		
	2025-2026	2026-2027
IV Infsn/Thrpy/Prophy adl 30-60 mn past 96365, PA	487.14	502.22
IV Infsn/Thrpy/Prophy adl 30-60 mn past 96365, RN	441.19	454.84
Med Team Conf Non-Physicn Pt/or Fam Not Prsnt, 30+ mins, CNS	720.17	742.46
Med Team Conf Non-Physicn Pt/or Fam Not Prsnt, 30+ mins, LPHA	376.91	388.57
Med Team Conf Non-Physicn Pt/or Fam Not Prsnt, 30+ mins, MA	212.43	219.00
Med Team Conf Non-Physicn Pt/or Fam Not Prsnt, 30+ mins, NP	720.17	742.46
Med Team Conf Non-Physicn Pt/or Fam Not Prsnt, 30+ mins, OT	501.72	517.25
Med Team Conf Non-Physicn Pt/or Fam Not Prsnt, 30+ mins, PA	649.52	669.63
Med Team Conf Non-Physicn Pt/or Fam Not Prsnt, 30+ mins, Pharmacist	693.23	714.69
Med Team Conf Non-Physicn Pt/or Fam Not Prsnt, 30+ mins, Psychologist	582.43	600.46
Med Team Conf Non-Physicn Pt/or Fam Not Prsnt, 30+ mins, RN	588.25	606.46
Med Team Conf Physicn. Pt and/or Fam Not Pres, 30+ mins, MD	1,448.23	1,493.06
Med Team Conf, Non-Phys FTF with Pt/Family, 30+ mins, CNS	720.17	742.46
Med Team Conf, Non-Phys FTF with Pt/Family, 30+ mins, LPHA	376.91	388.57
Med Team Conf, Non-Phys FTF with Pt/Family, 30+ mins, MA	212.43	219.00
Med Team Conf, Non-Phys FTF with Ptd/Family, 30+ mins, NP	720.17	742.46
Med Team Conf, Non-Phys FTF with Pt/Family, 30+ mins, OT	501.72	517.25
Med Team Conf, Non-Phys FTF with Pt/Family, 30+ mins, PA	649.52	669.63
Med Team Conf, Non-Phys FTF with Pt/Family, 30+ mins, Pharmacist	693.23	714.69
Med Team Conf, Non-Phys FTF with Pt/Family, 30+ mins, Psychologist	582.43	600.46
Med Team Conf, Non-Phys FTF with Pt/Family, 30+ mins, RN	588.25	606.46
Med Therapy Mngmt Svc(s) by a Pharma, FTF Est Pt, 15 mins, Pharmacist	173.31	178.67
Med Therapy Mngmt Svc(s) by Pharma ea Addl 15 min, addl 15 mins, Pharmacist	173.31	178.67
Med Therapy Mngmt Svcs Pharma, FTF New Patient, 15 mins, Pharmacist	173.31	178.67
Medication Training Support, 15 mins, CNS	180.04	185.62
Medication Training Support, 15 mins, Counselor	78.16	80.58
Medication Training Support, 15 mins, LPT	66.23	68.28
Medication Training Support, 15 mins, LVN	77.26	79.65
Medication Training Support, 15 mins, MA	53.11	54.75
Medication Training Support, 15 mins, MD	362.06	373.26
Medication Training Support, 15 mins, MHRS	70.89	73.09
Medication Training Support, 15 mins, NP	180.04	185.62
Medication Training Support, 15 mins, OQP	70.89	73.09
Medication Training Support, 15 mins, PA	162.38	167.41
Medication Training Support, 15 mins, Pharmacist	173.31	178.67
Medication Training Support, 15 mins, RN	147.06	151.61
Mental Health Assess by Non-Physician, 15 mins, CNS	180.04	185.62
Mental Health Assess by Non-Physician, 15 mins, Counselor	78.16	80.58
Mental Health Assess by Non-Physician, 15 mins, LPHA	94.23	97.14
Mental Health Assess by Non-Physician, 15 mins, LPT	66.23	68.28
Mental Health Assess by Non-Physician, 15 mins, LVN	77.26	79.65
Mental Health Assess by Non-Physician, 15 mins, MHRS	70.89	73.09
Mental Health Assess by Non-Physician, 15 mins, NP	180.04	185.62
Mental Health Assess by Non-Physician, 15 mins, OQP	70.89	73.09
Mental Health Assess by Non-Physician, 15 mins, OT	125.43	129.31
Mental Health Assess by Non-Physician, 15 mins, PA	162.38	167.41
Mental Health Assess by Non-Physician, 15 mins, Pharmacist	173.31	178.67
Mental Health Assess by Non-Physician, 15 mins, Psychologist	145.61	150.11
Mental Health Assess by Non-Physician, 15 mins, RN	147.06	151.61
Mental Health Svc Plan Developed by Non-Physician, 15 mins, CNS	180.04	185.62
Mental Health Svc Plan Developed by Non-Physician, 15 mins, Counselor	78.16	80.58
Mental Health Svc Plan Developed by Non-Physician, 15 mins, LPHA	94.23	97.14
Mental Health Svc Plan Developed by Non-Physician, 15 mins, LPT	66.23	68.28
Mental Health Svc Plan Developed by Non-Physician, 15 mins, LVN	77.26	79.65
Mental Health Svc Plan Developed by Non-Physician, 15 mins, MHRS	70.89	73.09
Mental Health Svc Plan Developed by Non-Physician, 15 mins, NP	180.04	185.62
Mental Health Svc Plan Developed by Non-Physician, 15 mins, OQP	70.89	73.09
Mental Health Svc Plan Developed by Non-Physician, 15 mins, OT	125.43	129.31
Mental Health Svc Plan Developed by Non-Physician, 15 mins, PA	162.38	167.41
Mental Health Svc Plan Developed by Non-Physician, 15 mins, Pharmacist	173.31	178.67
Mental Health Svc Plan Developed by Non-Physician, 15 mins, Psychologist	145.61	150.11
Mental Health Svc Plan Developed by Non-Physician, 15 mins, RN	147.06	151.61
Mobile Crisis, Encounter mins, All	3,425.48	3,531.67
Multi-Fam Grp beh mgmt/mod Training w/o Pt, ea addl 15 Mins, CNS	40.01	41.25
Multi-Fam Grp beh mgmt/mod Training w/o Pt, ea addl 15 Mins, LPHA	20.94	21.59

SCHEDULE OF
2026-27 SERVICE RATES & FEES

Attachment 1
Schedule A

All service rates are presented on an hourly basis unless otherwise indicated. Rates for 2025-26 are shown for comparison purposes only.		
	2025-2026	2026-2027
Multi-Fam Grp beh mgmt/mod Training w/o Pt, ea addl 15 Mins, LPT	14.72	15.17
Multi-Fam Grp beh mgmt/mod Training w/o Pt, ea addl 15 Mins, LVN	17.17	17.70
Multi-Fam Grp beh mgmt/mod Training w/o Pt, ea addl 15 Mins, MD	80.46	82.95
Multi-Fam Grp beh mgmt/mod Training w/o Pt, ea addl 15 Mins, NP	40.01	41.25
Multi-Fam Grp beh mgmt/mod Training w/o Pt, ea addl 15 Mins, OT	27.87	28.74
Multi-Fam Grp beh mgmt/mod Training w/o Pt, ea addl 15 Mins, PA	36.08	37.20
Multi-Fam Grp beh mgmt/mod Training w/o Pt, ea addl 15 Mins, Pharmacist	38.51	39.71
Multi-Fam Grp beh mgmt/mod Training w/o Pt, ea addl 15 Mins, Psychologist	32.36	33.36
Multi-Fam Grp beh mgmt/mod Training w/o Pt, ea addl 15 Mins, RN	32.68	33.69
Multi-Fam Grp beh mgmt/mod training w/o Pt, init 60 Mins, CNS	160.04	164.99
Multi-Fam Grp beh mgmt/mod training w/o Pt, init 60 Mins, LPHA	83.76	86.35
Multi-Fam Grp beh mgmt/mod training w/o Pt, init 60 Mins, LPT	58.87	60.69
Multi-Fam Grp beh mgmt/mod training w/o Pt, init 60 Mins, LVN	68.67	70.80
Multi-Fam Grp beh mgmt/mod training w/o Pt, init 60 Mins, MD	321.83	331.79
Multi-Fam Grp beh mgmt/mod training w/o Pt, init 60 Mins, NP	160.04	164.99
Multi-Fam Grp beh mgmt/mod training w/o Pt, init 60 Mins, OT	111.49	114.94
Multi-Fam Grp beh mgmt/mod training w/o Pt, init 60 Mins, PA	144.34	148.81
Multi-Fam Grp beh mgmt/mod training w/o Pt, init 60 Mins, Pharmacist	154.05	158.82
Multi-Fam Grp beh mgmt/mod training w/o Pt, init 60 Mins, Psychologist	129.43	133.44
Multi-Fam Grp beh mgmt/mod training w/o Pt, init 60 Mins, RN	130.72	134.77
Multiple-Family Grp Psychther, 84 Mins, CNS	224.05	230.99
Multiple-Family Grp Psychther, 84 Mins, LPHA	117.26	120.89
Multiple-Family Grp Psychther, 84 Mins, MD	450.56	464.51
Multiple-Family Grp Psychther, 84 Mins, NP	224.05	230.99
Multiple-Family Grp Psychther, 84 Mins, PA	202.07	208.33
Multiple-Family Grp Psychther, 84 Mins, Psychologist	181.20	186.81
Nacrosynthesis for Psychiat Dx Therap, 90 Mins, CNS	1,080.26	1,113.69
Nacrosynthesis for Psychiat Dx Therap, 90 Mins, MD	2,172.35	2,239.59
Nacrosynthesis for Psychiat Dx Therap, 90 Mins, NP	1,080.26	1,113.69
Nacrosynthesis for Psychiat Dx Therap, 90 Mins, PA	974.28	1,004.44
Neurobehavioral Status Exam, Each Addl Hour, CNS	720.17	742.46
Neurobehavioral Status Exam, Each Addl Hour, LPHA	376.91	388.57
Neurobehavioral Status Exam, Each Addl Hour, MD	1,448.23	1,493.06
Neurobehavioral Status Exam, Each Addl Hour, NP	720.17	742.46
Neurobehavioral Status Exam, Each Addl Hour, PA	649.52	669.63
Neurobehavioral Status Exam, Each Addl Hour, Psychologist	582.43	600.46
Neurobehavioral Status Exam, Each Addl Hour, RN	588.25	606.46
Neurobehavioral Status Exam, first hour, CNS	720.17	742.46
Neurobehavioral Status Exam, first hour, LPHA	376.91	388.57
Neurobehavioral Status Exam, first hour, MD	1,448.23	1,493.06
Neurobehavioral Status Exam, first hour, NP	720.17	742.46
Neurobehavioral Status Exam, first hour, PA	649.52	669.63
Neurobehavioral Status Exam, first hour, Psychologist	582.43	600.46
Neurobehavioral Status Exam, first hour, RN	588.25	606.46
NeuroPsych Testing Eval, Each Addl Hour, CNS	720.17	742.46
NeuroPsych Testing Eval, Each Addl Hour, MD	1,448.23	1,493.06
NeuroPsych Testing Eval, Each Addl Hour, NP	720.17	742.46
NeuroPsych Testing Eval, Each Addl Hour, PA	649.52	669.63
NeuroPsych Testing Eval, Each Addl Hour, Psychologist	582.43	600.46
NeuroPsych Testing Eval, first hour mins, CNS	720.17	742.46
NeuroPsych Testing Eval, first hour mins, MD	1,448.23	1,493.06
NeuroPsych Testing Eval, first hour mins, NP	720.17	742.46
NeuroPsych Testing Eval, first hour mins, PA	649.52	669.63
NeuroPsych Testing Eval, first hour mins, Psychologist	582.43	600.46
Nursing Assess/Eval, 15 mins, CNS	180.04	185.62
Nursing Assess/Eval, 15 mins, LPT	66.23	68.28
Nursing Assess/Eval, 15 mins, LVN	77.26	79.65
Nursing Assess/Eval, 15 mins, NP	180.04	185.62
Nursing Assess/Eval, 15 mins, RN	147.06	151.61
Nursing Facility Discharge Management, 30 mins or less, CNS	N/A	197.99
Nursing Facility Discharge Management, 30 mins or less, MD	N/A	398.15
Nursing Facility Discharge Management, 30 mins or less, NP	N/A	197.99
Nursing Facility Discharge Management, 30 mins or less, PA	N/A	178.57
Nursing Facility Discharge Management, more than 30 mins, CNS	N/A	742.46
Nursing Facility Discharge Management, more than 30 mins, MD	N/A	1,493.06

SCHEDULE OF
2026-27 SERVICE RATES & FEES

Attachment 1
Schedule A

All service rates are presented on an hourly basis unless otherwise indicated. Rates for 2025-26 are shown for comparison purposes only.		
	2025-2026	2026-2027
Nursing Facility Discharge Management, more than 30 mins, NP	N/A	742.46
Nursing Facility Discharge Management, more than 30 mins, PA	N/A	669.63
Obs or I/P Hosp Care Incl Admt/Disc Same Date, 45-69 Mins, CNS	684.16	705.34
Obs or I/P Hosp Care Incl Admt/Disc Same Date, 45-69 Mins, MD	1,375.82	1,418.40
Obs or I/P Hosp Care Incl Admt/Disc Same Date, 45-69 Mins, NP	684.16	705.34
Obs or I/P Hosp Care Incl Admt/Disc Same Date, 45-69 Mins, PA	617.04	636.15
Obs or I/P Hosp Care Incl Admt/Disc Same Date, 70-84 Mins, CNS	924.22	952.82
Obs or I/P Hosp Care Incl Admt/Disc Same Date, 70-84 Mins, MD	1,858.56	1,916.09
Obs or I/P Hosp Care Incl Admt/Disc Same Date, 70-84 Mins, NP	924.22	952.82
Obs or I/P Hosp Care Incl Admt/Disc Same Date, 70-84 Mins, PA	833.55	859.36
Obs or I/P Hosp Care Incl Admt/Disc Same Date, 85+ Mins, CNS	1,104.26	1,138.44
Obs or I/P Hosp Care Incl Admt/Disc Same Date, 85+ Mins, MD	2,220.62	2,289.36
Obs or I/P Hosp Care Incl Admt/Disc Same Date, 85+ Mins, NP	1,104.26	1,138.44
Obs or I/P Hosp Care Incl Admt/Disc Same Date, 85+ Mins, PA	995.93	1,026.76
Office Consult New or Est Patient, 20-29 Mins, CNS	300.07	309.36
Office Consult New or Est Patient, 20-29 Mins, MD	603.43	622.11
Office Consult New or Est Patient, 20-29 Mins, NP	300.07	309.36
Office Consult New or Est Patient, 20-29 Mins, PA	270.63	279.01
Office Consult New or Est Patient, 30-39 Mins, CNS	420.10	433.10
Office Consult New or Est Patient, 30-39 Mins, MD	844.80	870.95
Office Consult New or Est Patient, 30-39 Mins, NP	420.10	433.10
Office Consult New or Est Patient, 30-39 Mins, PA	378.89	390.62
Office Consult New or Est Patient, 40-54 Mins, CNS	564.13	581.59
Office Consult New or Est Patient, 40-54 Mins, MD	1,134.45	1,169.56
Office Consult New or Est Patient, 40-54 Mins, NP	564.13	581.59
Office Consult New or Est Patient, 40-54 Mins, PA	508.79	524.54
Office Consult for New or Est Patient, 55+ Mins, CNS	744.18	767.21
Office Consult for New or Est Patient, 55+ Mins, MD	1,496.50	1,542.83
Office Consult for New or Est Patient, 55+ Mins, NP	744.18	767.21
Office Consult for New or Est Patient, 55+ Mins, PA	671.17	691.95
Office or Other O/P Visit of Est Patient, 10-19 mins, CNS	180.04	185.62
Office or Other O/P Visit of Est Patient, 10-19 mins, MD	362.06	373.26
Office or Other O/P Visit of Est Patient, 10-19 mins, NP	180.04	185.62
Office or Other O/P Visit of Est Patient, 10-19 mins, PA	162.38	167.41
Office or Other O/P Visit of Est Patient, 20-29 mins, CNS	300.07	309.36
Office or Other O/P Visit of Est Patient, 20-29 mins, MD	603.43	622.11
Office or Other O/P Visit of Est Patient, 20-29 mins, NP	300.07	309.36
Office or Other O/P Visit of Est Patient, 20-29 mins, PA	270.63	279.01
Office or Other O/P Visit of Est Patient, 30-39 mins, CNS	420.10	433.10
Office or Other O/P Visit of Est Patient, 30-39 mins, MD	844.80	870.95
Office or Other O/P Visit of Est Patient, 30-39 mins, NP	420.10	433.10
Office or Other O/P Visit of Est Patient, 30-39 mins, PA	378.89	390.62
Office or Other O/P Visit of Est Patient, 40-54 mins, CNS	564.13	581.59
Office or Other O/P Visit of Est Patient, 40-54 mins, MD	1,134.45	1,169.56
Office or Other O/P Visit of Est Patient, 40-54 mins, NP	564.13	581.59
Office or Other O/P Visit of Est Patient, 40-54 mins, PA	508.79	524.54
Office or Other OP Visit of New Patient, 15-29 mins, CNS	264.06	272.24
Office or Other OP Visit of New Patient, 15-29 mins, MD	531.02	547.45
Office or Other OP Visit of New Patient, 15-29 mins, NP	264.06	272.24
Office or Other OP Visit of New Patient, 15-29 mins, PA	238.16	245.53
Office or Other OP Visit of New Patient, 30-44 mins, CNS	444.10	457.85
Office or Other OP Visit of New Patient, 30-44 mins, MD	893.08	920.72
Office or Other OP Visit of New Patient, 30-44 mins, NP	444.10	457.85
Office or Other OP Visit of New Patient, 30-44 mins, PA	400.54	412.94
Office or Other OP Visit of New Patient, 45-59 mins, CNS	624.15	643.47
Office or Other OP Visit of New Patient, 45-59 mins, MD	1,255.13	1,293.98
Office or Other OP Visit of New Patient, 45-59 mins, NP	624.15	643.47
Office or Other OP Visit of New Patient, 45-59 mins, PA	562.92	580.34
Office or Other OP Visit of New Patient, 60-74 mins, CNS	804.19	829.08
Office or Other OP Visit of New Patient, 60-74 mins, MD	1,617.19	1,667.25
Office or Other OP Visit of New Patient, 60-74 mins, NP	804.19	829.08
Office or Other OP Visit of New Patient, 60-74 mins, PA	725.30	747.75
Oral Medication Adm, Direct Observation, 15 mins, CNS	180.04	185.62
Oral Medication Adm, Direct Observation, 15 mins, Counselor	78.16	80.58
Oral Medication Adm, Direct Observation, 15 mins, LPHA	94.23	97.14

SCHEDULE OF
2026-27 SERVICE RATES & FEES

Attachment 1
Schedule A

All service rates are presented on an hourly basis unless otherwise indicated. Rates for 2025-26 are shown for comparison purposes only.		
	2025-2026	2026-2027
Oral Medication Adm, Direct Observation, 15 mins, LPT	66.23	68.28
Oral Medication Adm, Direct Observation, 15 mins, LVN	77.26	79.65
Oral Medication Adm, Direct Observation, 15 mins, MD	362.06	373.26
Oral Medication Adm, Direct Observation, 15 mins, MHRS	70.89	73.09
Oral Medication Adm, Direct Observation, 15 mins, NP	180.04	185.62
Oral Medication Adm, Direct Observation, 15 mins, OQP	70.89	73.09
Oral Medication Adm, Direct Observation, 15 mins, OT	125.43	129.31
Oral Medication Adm, Direct Observation, 15 mins, PA	162.38	167.41
Oral Medication Adm, Direct Observation, 15 mins, Pharmacist	173.31	178.67
Oral Medication Adm, Direct Observation, 15 mins, Psychologist	145.61	150.11
Oral Medication Adm, Direct Observation, 15 mins, RN	147.06	151.61
Prolong hospital IP OEM Svc beyond the Max, ea addl 15 Mins, CNS	180.04	185.62
Prolong hospital IP OEM Svc beyond the Max, ea addl 15 Mins, MD	362.06	373.26
Prolong hospital IP OEM Svc beyond the Max, ea addl 15 Mins, NP	180.04	185.62
Prolong hospital IP OEM Svc beyond the Max, ea addl 15 Mins, PA	162.38	167.41
Prolong inpatient E&M Svc per 15 Mins, CNS	180.04	185.62
Prolong inpatient E&M Svc per 15 Mins, MD	362.06	373.26
Prolong inpatient E&M Svc per 15 Mins, NP	180.04	185.62
Prolong inpatient E&M Svc per 15 Mins, PA	162.38	167.41
Prolong OEM Svc beyond the Max, ea addl 30 Mins, CNS	360.09	371.23
Prolong OEM Svc beyond the Max, ea addl 30 Mins, MD	724.12	746.53
Prolong OEM Svc beyond the Max, ea addl 30 Mins, NP	360.09	371.23
Prolong OEM Svc beyond the Max, ea addl 30 Mins, PA	324.76	334.81
Prolong OEM Svc beyond the Max, first hour, CNS	720.17	742.46
Prolong OEM Svc beyond the Max, first hour, MD	1,448.23	1,493.06
Prolong OEM Svc beyond the Max, first hour, NP	720.17	742.46
Prolong OEM Svc beyond the Max, first hour, PA	649.52	669.63
Prolong outpatient E&M Svc per 15 Mins, CNS	180.04	185.62
Prolong outpatient E&M Svc per 15 Mins, MD	362.06	373.26
Prolong outpatient E&M Svc per 15 Mins, NP	180.04	185.62
Prolong outpatient E&M Svc per 15 Mins, PA	162.38	167.41
Psych or NeuroPsych Test Adm, 60 Mins, CNS	720.17	742.46
Psych or NeuroPsych Test Adm, 60 Mins, MD	1,448.23	1,493.06
Psych or NeuroPsych Test Adm, 60 Mins, NP	720.17	742.46
Psych or NeuroPsych Test Adm, 60 Mins, PA	649.52	669.63
Psych or NeuroPsych Test Adm, 60 Mins, Psychologist	582.43	600.46
Psych or NeuroPsych Test Adm, Each Addl 30 min, CNS	360.09	371.23
Psych or NeuroPsych Test Adm, Each Addl 30 min, LPT	132.46	136.56
Psych or NeuroPsych Test Adm, Each Addl 30 min, MD	724.12	746.53
Psych or NeuroPsych Test Adm, Each Addl 30 min, NP	360.09	371.23
Psych or NeuroPsych Test Adm, Each Addl 30 min, PA	324.76	334.81
Psych or NeuroPsych Test Adm, Each Addl 30 min, Psychologist	291.22	300.23
Psych or NeuroPsych Test Adm, First 30 mins, CNS	360.09	371.23
Psych or NeuroPsych Test Adm, First 30 mins, MD	724.12	746.53
Psych or NeuroPsych Test Adm, First 30 mins, NP	360.09	371.23
Psych or NeuroPsych Test Adm, First 30 mins, PA	324.76	334.81
Psych or NeuroPsych Test Adm, First 30 mins, Psychologist	291.22	300.23
Psych or NeuroPsych Test-Technician, First 30 mins, LPT	132.46	136.56
Psych Testing Eval, ea addl hour, CNS	720.17	742.46
Psych Testing Eval, ea addl hour, MD	1,448.23	1,493.06
Psych Testing Eval, ea addl hour, NP	720.17	742.46
Psych Testing Eval, ea addl hour, PA	649.52	669.63
Psych Testing Eval, ea addl hour, Psychologist	582.43	600.46
Psych Testing Eval, first hour, CNS	720.17	742.46
Psych Testing Eval, first hour, MD	1,448.23	1,493.06
Psych Testing Eval, first hour, NP	720.17	742.46
Psych Testing Eval, first hour, PA	649.52	669.63
Psych Testing Eval, first hour, Psychologist	582.43	600.46
Psychanalysis, 45 Mins, CNS	540.13	556.85
Psychanalysis, 45 Mins, LPHA	282.68	291.43
Psychanalysis, 45 Mins, MD	1,086.17	1,119.79
Psychanalysis, 45 Mins, NP	540.13	556.85
Psychanalysis, 45 Mins, PA	487.14	502.22
Psychanalysis, 45 Mins, Psychologist	436.82	450.34
Psychiat Dx Eval with Med Svc, 60 Mins, CNS	720.17	742.46

SCHEDULE OF
2026-27 SERVICE RATES & FEES

Attachment 1
Schedule A

All service rates are presented on an hourly basis unless otherwise indicated. Rates for 2025-26 are shown for comparison purposes only.		
	2025-2026	2026-2027
Psychiat Dx Eval with Med Svc, 60 Mins, MD	1,448.23	1,493.06
Psychiat Dx Eval with Med Svc, 60 Mins, NP	720.17	742.46
Psychiat Dx Eval with Med Svc, 60 Mins, PA	649.52	669.63
Psychiat Dx Eval, 60 Mins, CNS	720.17	742.46
Psychiat Dx Eval, 60 Mins, LPHA	376.91	388.57
Psychiat Dx Eval, 60 Mins, MD	1,448.23	1,493.06
Psychiat Dx Eval, 60 Mins, NP	720.17	742.46
Psychiat Dx Eval, 60 Mins, PA	649.52	669.63
Psychiat Dx Eval, 60 Mins, Psychologist	582.43	600.46
Psychiat Eval Hosp/Other Psych Rprts, 60 Mins, CNS	720.17	742.46
Psychiat Eval Hosp/Other Psych Rprts, 60 Mins, LPHA	376.91	388.57
Psychiat Eval Hosp/Other Psych Rprts, 60 Mins, MD	1,448.23	1,493.06
Psychiat Eval Hosp/Other Psych Rprts, 60 Mins, NP	720.17	742.46
Psychiat Eval Hosp/Other Psych Rprts, 60 Mins, PA	649.52	669.63
Psychiat Eval Hosp/Other Psych Rprts, 60 Mins, Psychologist	582.43	600.46
Psychsocial Rehabilitation, 15 mins, CNS	180.04	185.62
Psychsocial Rehabilitation, 15 mins, Counselor	78.16	80.58
Psychsocial Rehabilitation, 15 mins, LPHA	94.23	97.14
Psychsocial Rehabilitation, 15 mins, LPT	66.23	68.28
Psychsocial Rehabilitation, 15 mins, LVN	77.26	79.65
Psychsocial Rehabilitation, 15 mins, MA	53.11	54.75
Psychsocial Rehabilitation, 15 mins, MD	362.06	373.26
Psychsocial Rehabilitation, 15 mins, MHRS	70.89	73.09
Psychsocial Rehabilitation, 15 mins, NP	180.04	185.62
Psychsocial Rehabilitation, 15 mins, OQP	70.89	73.09
Psychsocial Rehabilitation, 15 mins, OT	125.43	129.31
Psychsocial Rehabilitation, 15 mins, PA	162.38	167.41
Psychsocial Rehabilitation, 15 mins, Pharmacist	173.31	178.67
Psychsocial Rehabilitation, 15 mins, Psychologist	145.61	150.11
Psychsocial Rehabilitation, 15 mins, RN	147.06	151.61
Psychther for Crisis, Each Addl 30 min, CNS	360.09	371.23
Psychther for Crisis, Each Addl 30 min, LPHA	188.46	194.29
Psychther for Crisis, Each Addl 30 min, MD	724.12	746.53
Psychther for Crisis, Each Addl 30 min, NP	360.09	371.23
Psychther for Crisis, Each Addl 30 min, PA	324.76	334.81
Psychther for Crisis, Each Addl 30 min, Psychologist	291.22	300.23
Psychther for Crisis, first hour, CNS	720.17	742.46
Psychther for Crisis, first hour, LPHA	376.91	388.57
Psychther for Crisis, first hour, MD	1,448.23	1,493.06
Psychther for Crisis, first hour, NP	720.17	742.46
Psychther for Crisis, first hour, PA	649.52	669.63
Psychther for Crisis, first hour, Psychologist	582.43	600.46
Psychther with Patient EM Svc, 30 mins, CNS	360.09	371.23
Psychther with Patient EM Svc, 30 mins, MD	724.12	746.53
Psychther with Patient EM Svc, 30 mins, NP	360.09	371.23
Psychther with Patient EM Svc, 30 mins, PA	324.76	334.81
Psychther with Patient EM Svc, 45 mins, CNS	540.13	556.85
Psychther with Patient EM Svc, 45 mins, MD	1,086.17	1,119.79
Psychther with Patient EM Svc, 45 mins, NP	540.13	556.85
Psychther with Patient EM Svc, 45 mins, PA	487.14	502.22
Psychther with Patient EM Svc, 60 mins, CNS	720.17	742.46
Psychther with Patient EM Svc, 60 mins, MD	1,448.23	1,493.06
Psychther with Patient EM Svc, 60 mins, NP	720.17	742.46
Psychther with Patient EM Svc, 60 mins, PA	649.52	669.63
Psychther with Patient, 30 mins, CNS	360.09	371.23
Psychther with Patient, 30 mins, LPHA	188.46	194.29
Psychther with Patient, 30 mins, MD	724.12	746.53
Psychther with Patient, 30 mins, NP	360.09	371.23
Psychther with Patient, 30 mins, PA	324.76	334.81
Psychther with Patient, 30 mins, Psychologist	291.22	300.23
Psychther with Patient, 45 mins, CNS	540.13	556.85
Psychther with Patient, 45 mins, LPHA	282.68	291.43
Psychther with Patient, 45 mins, MD	1,086.17	1,119.79
Psychther with Patient, 45 mins, NP	540.13	556.85
Psychther with Patient, 45 mins, PA	487.14	502.22

SCHEDULE OF
2026-27 SERVICE RATES & FEES

Attachment 1
Schedule A

All service rates are presented on an hourly basis unless otherwise indicated. Rates for 2025-26 are shown for comparison purposes only.		
	2025-2026	2026-2027
Psychther with Patient, 45 mins, Psychologist	436.82	450.34
Psychther with Patient, 60 mins, CNS	720.17	742.46
Psychther with Patient, 60 mins, LPHA	376.91	388.57
Psychther with Patient, 60 mins, MD	1,448.23	1,493.06
Psychther with Patient, 60 mins, NP	720.17	742.46
Psychther with Patient, 60 mins, PA	649.52	669.63
Psychther with Patient, 60 mins, Psychologist	582.43	600.46
Self-help/peer Svcs, 15 mins, Peer	74.44	76.74
Sign Language or Oral Interpretive Svcs, 15 mins, CHW	N/A	32.87
Sign Language or Oral Interpretive Svcs, 15 mins, CNS	31.88	32.87
Sign Language or Oral Interpretive Svcs, 15 mins, Counselor	31.88	32.87
Sign Language or Oral Interpretive Svcs, 15 mins, LPHA	31.88	32.87
Sign Language or Oral Interpretive Svcs, 15 mins, LPT	31.88	32.87
Sign Language or Oral Interpretive Svcs, 15 mins, LVN	31.88	32.87
Sign Language or Oral Interpretive Svcs, 15 mins, MA	31.88	32.87
Sign Language or Oral Interpretive Svcs, 15 mins, MD	31.88	32.87
Sign Language or Oral Interpretive Svcs, 15 mins, MHRS	31.88	32.87
Sign Language or Oral Interpretive Svcs, 15 mins, NP	31.88	32.87
Sign Language or Oral Interpretive Svcs, 15 mins, OQP	31.88	32.87
Sign Language or Oral Interpretive Svcs, 15 mins, OT	31.88	32.87
Sign Language or Oral Interpretive Svcs, 15 mins, PA	31.88	32.87
Sign Language or Oral Interpretive Svcs, 15 mins, Pharmacist	31.88	32.87
Sign Language or Oral Interpretive Svcs, 15 mins, Psychologist	31.88	32.87
Sign Language or Oral Interpretive Svcs, 15 mins, RN	31.88	32.87
Standardized Cognitive Performance Testing, 60 mins, CNS	720.17	742.46
Standardized Cognitive Performance Testing, 60 mins, MD	1,448.23	1,493.06
Standardized Cognitive Performance Testing, 60 mins, NP	720.17	742.46
Standardized Cognitive Performance Testing, 60 Mins, OT	501.72	517.25
Standardized Cognitive Performance Testing, 60 mins, PA	649.52	669.63
Standardized Cognitive Performance Testing, 60 mins, Psychologist	582.43	600.46
Sub-Q Infsn for Therapy or Prophy, Addl Pump, 15 mins, CNS	180.04	185.62
Sub-Q Infsn for Therapy or Prophy, Addl Pump, 15 mins, MA	53.11	54.75
Sub-Q Infsn for Therapy or Prophy, Addl Pump, 15 mins, MD	362.06	373.26
Sub-Q Infsn for Therapy or Prophy, Addl Pump, 15 mins, NP	180.04	185.62
Sub-Q Infsn for Therapy or Prophy, Addl Pump, 15 mins, PA	162.38	167.41
Sub-Q Infsn for Therapy or Prophy, Addl Pump, 15 mins, RN	147.06	151.61
Sub-Q Infsn for Therapy or Prophy, Addl Pump, LPT	66.23	68.28
Sub-Q Infsn for Therapy or Prophy, Addl Pump, LVN	77.26	79.65
Sub-Q Infsn for Therapy or Prophy, Init, 16-60 Mins, CNS	456.11	470.22
Sub-Q Infsn for Therapy or Prophy, Init, 16-60 Mins, LPT	167.78	172.98
Sub-Q Infsn for Therapy or Prophy, Init, 16-60 Mins, LVN	195.71	201.77
Sub-Q Infsn for Therapy or Prophy, Init, 16-60 Mins, MA	134.54	138.70
Sub-Q Infsn for Therapy or Prophy, Init, 16-60 Mins, MD	917.21	945.60
Sub-Q Infsn for Therapy or Prophy, Init, 16-60 Mins, NP	456.11	470.22
Sub-Q Infsn for Therapy or Prophy, Init, 16-60 Mins, PA	411.36	424.10
Sub-Q Infsn for Therapy or Prophy, Init, 16-60 Mins, RN	372.56	384.09
Sub-Q Infsn, ea Addl Hour after 96369, LPT	198.69	204.84
Sub-Q Infsn, ea Addl Hour after 96369, LVN	231.77	238.94
Sub-Q Infsn, ea Addl Hour after 96369, CNS	540.13	556.85
Sub-Q Infsn, ea Addl Hour after 96369, MA	159.32	164.25
Sub-Q Infsn, ea Addl Hour after 96369, MD	1,086.17	1,119.79
Sub-Q Infsn, ea Addl Hour after 96369, NP	540.13	556.85
Sub-Q Infsn, ea Addl Hour after 96369, PA	487.14	502.22
Sub-Q Infsn, ea Addl Hour after 96369, RN	441.19	454.84
Subs Delivery Mngnt of TMS, per Session, 15 mins, CNS	180.04	185.62
Subs Delivery Mngnt of TMS, per Session, 15 mins, MD	362.06	373.26
Subs Delivery Mngnt of TMS, per Session, 15 mins, NP	180.04	185.62
Subs Delivery Mngnt of TMS, per Session, 15 mins, PA	162.38	167.41
Subs Hosp Care, per Day, EM of a Patient, 25-34 Mins, CNS	360.09	371.23
Subs Hosp Care, per Day, EM of a Patient, 25-34 Mins, MD	724.12	746.53
Subs Hosp Care, per Day, EM of a Patient, 25-34 Mins, NP	360.09	371.23
Subs Hosp Care, per Day, EM of a Patient, 25-34 Mins, PA	324.76	334.81
Subs Hosp Care, per Day, EM of a Patient, 35-49 Mins, CNS	504.12	519.72
Subs Hosp Care, per Day, EM of a Patient, 35-49 Mins, MD	1,013.76	1,045.14
Subs Hosp Care, per Day, EM of a Patient, 35-49 Mins, NP	504.12	519.72

SCHEDULE OF
2026-27 SERVICE RATES & FEES

Attachment 1
Schedule A

All service rates are presented on an hourly basis unless otherwise indicated. Rates for 2025-26 are shown for comparison purposes only.		
	2025-2026	2026-2027
Subs Hosp Care, per Day, EM of a Patient, 35-49 Mins, PA	454.66	468.74
Subs Hosp Care, per Day, EM of a Patient, 50+ Mins, CNS	684.16	705.34
Subs Hosp Care, per Day, EM of a Patient, 50+ Mins, MD	1,375.82	1,418.40
Subs Hosp Care, per Day, EM of a Patient, 50+ Mins, NP	684.16	705.34
Subs Hosp Care, per Day, EM of a Patient, 50+ Mins, PA	617.04	636.15
Subs Nursng Facil Care/Day EM high level, 45+ Mins, CNS	624.15	643.47
Subs Nursng Facil Care/Day EM high level, 45+ Mins, MD	1,255.13	1,293.98
Subs Nursng Facil Care/Day EM high level, 45+ Mins, NP	624.15	643.47
Subs Nursng Facil Care/Day EM high level, 45+ Mins, PA	562.92	580.34
Subs Nursng Facil Care/Day EM low level, 20-29 Mins, CNS	300.07	309.36
Subs Nursng Facil Care/Day EM low level, 20-29 Mins, MD	603.43	622.11
Subs Nursng Facil Care/Day EM low level, 20-29 Mins, NP	300.07	309.36
Subs Nursng Facil Care/Day EM low level, 20-29 Mins, PA	270.63	279.01
Subs Nursng Facil Care/Day EM moderate level, 30-44 Mins, CNS	444.10	457.85
Subs Nursng Facil Care/Day EM moderate level, 30-44 Mins, MD	893.08	920.72
Subs Nursng Facil Care/Day EM moderate level, 30-44 Mins, NP	444.10	457.85
Subs Nursng Facil Care/Day EM moderate level, 30-44 Mins, PA	400.54	412.94
Subs Nursng Facil Care/Day EM of Patient, 10-19 Mins, CNS	180.04	185.62
Subs Nursng Facil Care/Day EM of Patient, 10-19 Mins, MD	362.06	373.26
Subs Nursng Facil Care/Day EM of Patient, 10-19 Mins, NP	180.04	185.62
Subs Nursng Facil Care/Day EM of Patient, 10-19 Mins, PA	162.38	167.41
Targeted Case Management, 15 mins, CNS	180.04	185.62
Targeted Case Management, 15 mins, Counselor	78.16	80.58
Targeted Case Management, 15 mins, LPHA	94.23	97.14
Targeted Case Management, 15 mins, LPT	66.23	68.28
Targeted Case Management, 15 mins, LVN	77.26	79.65
Targeted Case Management, 15 mins, MA	53.11	54.75
Targeted Case Management, 15 mins, MD	362.06	373.26
Targeted Case Management, 15 mins, MHRS	70.89	73.09
Targeted Case Management, 15 mins, NP	180.04	185.62
Targeted Case Management, 15 mins, OQP	70.89	73.09
Targeted Case Management, 15 mins, OT	125.43	129.31
Targeted Case Management, 15 mins, PA	162.38	167.41
Targeted Case Management, 15 mins, Pharmacist	173.31	178.67
Targeted Case Management, 15 mins, Psychologist	145.61	150.11
Targeted Case Management, 15 mins, RN	147.06	151.61
Telephone Assessd Management Svc, 11-20 mins, CNS	192.05	197.99
Telephone Assessd Management Svc, 11-20 mins, LPHA	100.51	103.62
Telephone Assessd Management Svc, 11-20 mins, NP	192.05	197.99
Telephone Assessd Management Svc, 11-20 mins, PA	173.21	178.57
Telephone Assessd Management Svc, 11-20 mins, Psychologist	155.31	160.12
Telephone Assessd Management Svc, 21-30 mins, CNS	312.07	321.73
Telephone Assessd Management Svc, 21-30 mins, LPHA	163.33	168.38
Telephone Assessd Management Svc, 21-30 mins, NP	312.07	321.73
Telephone Assessd Management Svc, 21-30 mins, PA	281.46	290.17
Telephone Assessd Management Svc, 21-30 mins, Psychologist	252.39	260.20
Telephone Assessd Management Svc, 5-10 mins, CNS	96.02	98.99
Telephone Assessd Management Svc, 5-10 mins, LPHA	50.25	51.81
Telephone Assessd Management Svc, 5-10 mins, NP	96.02	98.99
Telephone Assessd Management Svc, 5-10 mins, PA	86.60	89.28
Telephone Assessd Management Svc, 5-10 mins, Psychologist	77.66	80.06
Telephone EM Svc, 11-20 mins, CNS	192.05	N/A
Telephone EM Svc, 11-20 mins, MD	386.19	N/A
Telephone EM Svc, 11-20 mins, NP	192.05	N/A
Telephone EM Svc, 11-20 mins, PA	173.21	N/A
Telephone EM Svc, 21-30 mins, CNS	312.07	N/A
Telephone EM Svc, 21-30 mins, MD	627.57	N/A
Telephone EM Svc, 21-30 mins, NP	312.07	N/A
Telephone EM Svc, 21-30 mins, PA	281.46	N/A
Telephone EM Svc, 5-10 mins, CNS	96.02	N/A
Telephone EM Svc, 5-10 mins, MD	193.10	N/A
Telephone EM Svc, 5-10 mins, NP	96.02	N/A
Telephone EM Svc, 5-10 mins, PA	86.60	N/A
Therap Behavioral Svcs, 15 mins, CNS	180.04	185.62
Therap Behavioral Svcs, 15 mins, Counselor	78.16	80.58

SCHEDULE OF
2026-27 SERVICE RATES & FEES

Attachment 1
Schedule A

All service rates are presented on an hourly basis unless otherwise indicated.
Rates for 2025-26 are shown for comparison purposes only.

	2025-2026	2026-2027
Therap Behavioral Svcs, 15 mins, LPHA	94.23	97.14
Therap Behavioral Svcs, 15 mins, LPT	66.23	68.28
Therap Behavioral Svcs, 15 mins, LVN	77.26	79.65
Therap Behavioral Svcs, 15 mins, MA	53.11	54.75
Therap Behavioral Svcs, 15 mins, MD	362.06	373.26
Therap Behavioral Svcs, 15 mins, MHRS	70.89	73.09
Therap Behavioral Svcs, 15 mins, NP	180.04	185.62
Therap Behavioral Svcs, 15 mins, OQP	70.89	73.09
Therap Behavioral Svcs, 15 mins, OT	125.43	129.31
Therap Behavioral Svcs, 15 mins, PA	162.38	167.41
Therap Behavioral Svcs, 15 mins, Pharmacist	173.31	178.67
Therap Behavioral Svcs, 15 mins, Psychologist	145.61	150.11
Therap Behavioral Svcs, 15 mins, RN	147.06	151.61
Therap Rep Trans Magnetic Stim (TMS); Init, 60 Mins, CNS	720.17	742.46
Therap Rep Trans Magnetic Stim (TMS); Init, 60 Mins, MD	1,448.23	1,493.06
Therap Rep Trans Magnetic Stim (TMS); Init, 60 Mins, NP	720.17	742.46
Therap Rep Trans Magnetic Stim (TMS); Init, 60 Mins, PA	649.52	669.63
Therap, Prophy, or Dx Inject; Sub-Q or Intramusc, 15 mins, CNS	180.04	185.62
Therap, Prophy, or Dx Inject; Sub-Q or Intramusc, 15 mins, MA	53.11	54.75
Therap, Prophy, or Dx Inject; Sub-Q or Intramusc, 15 mins, MD	362.06	373.26
Therap, Prophy, or Dx Inject; Sub-Q or Intramusc, 15 mins, NP	180.04	185.62
Therap, Prophy, or Dx Inject; Sub-Q or Intramusc, 15 mins, PA	162.38	167.41
Therap, Prophy, or Dx Inject; Sub-Q or Intramusc, 15 mins, RN	147.06	151.61
Therap, Prophy, or Dx Inject; Sub-Q or Intramusc, LPT	66.23	68.28
Therap, Prophy, or Dx Inject; Sub-Q or Intramusc, LVN	77.26	79.65
Therap, Prophy, or Dx Injection; Intra-Arterial, 15 mins, CNS	180.04	185.62
Therap, Prophy, or Dx Injection; Intra-Arterial, 15 mins, MD	362.06	373.26
Therap, Prophy, or Dx Injection; Intra-Arterial, 15 mins, NP	180.04	185.62
Therap, Prophy, or Dx Injection; Intra-Arterial, 15 mins, PA	162.38	167.41
Therap, Prophy, or Dx Injection; Intra-Arterial, 15 mins, RN	147.06	151.61
Therap, Prophy, or Dx Injection; Intra-Arterial, LPT	66.23	68.28
Therap, Prophy, or Dx Injection; Intra-Arterial, LVN	77.26	79.65
Therap/Prophy/Dx Inject; Ea Addl Seq IV, New Drug, 15 mins, CNS	180.04	185.62
Therap/Prophy/Dx Inject; Ea Addl Seq IV, New Drug, 15 mins, MD	362.06	373.26
Therap/Prophy/Dx Inject; Ea Addl Seq IV, New Drug, 15 mins, NP	180.04	185.62
Therap/Prophy/Dx Inject; Ea Addl Seq IV, New Drug, 15 mins, PA	162.38	167.41
Therap/Prophy/Dx Inject; Ea Addl Seq IV, New Drug, 15 mins, RN	147.06	151.61
Therap/Prophy/Dx Inject; Ea Addl Seq IV, New Drug, LPT	66.23	68.28
Therap/Prophy/Dx Inject; Ea Addl Seq IV, New Drug, LVN	77.26	79.65
Therap/Prophy/Dx Inject; ea Addl Seq IV, Same Drug, 15 Mins, CNS	180.04	185.62
Therap/Prophy/Dx Inject; ea Addl Seq IV, Same Drug, 15 Mins, LPT	66.23	68.28
Therap/Prophy/Dx Inject; ea Addl Seq IV, Same Drug, 15 Mins, LVN	77.26	79.65
Therap/Prophy/Dx Inject; ea Addl Seq IV, Same Drug, 15 Mins, MD	362.06	373.26
Therap/Prophy/Dx Inject; ea Addl Seq IV, Same Drug, 15 Mins, NP	180.04	185.62
Therap/Prophy/Dx Inject; ea Addl Seq IV, Same Drug, 15 Mins, PA	162.38	167.41
Therap/Prophy/Dx Inject; ea Addl Seq IV, Same Drug, 15 Mins, RN	147.06	151.61
Therap/Prophy/Dx Inject; Single/Init Subst/Drug, 15 mins, CNS	180.04	185.62
Therap/Prophy/Dx Inject; Single/Init Subst/Drug, 15 mins, MD	362.06	373.26
Therap/Prophy/Dx Inject; Single/Init Subst/Drug, 15 mins, NP	180.04	185.62
Therap/Prophy/Dx Inject; Single/Init Subst/Drug, 15 mins, PA	162.38	167.41
Therap/Prophy/Dx Inject; Single/Init Subst/Drug, 15 mins, RN	147.06	151.61
Therap/Prophy/Dx Inject; Single/Init Subst/Drug, LPT	66.23	68.28
Therap/Prophy/Dx Inject; Single/Init Subst/Drug, LVN	77.26	79.65
Therapy substitute, 15 Mins, CNS	180.04	185.62
Therapy substitute, 15 Mins, LPHA	94.23	97.14
Therapy substitute, 15 Mins, MD	362.06	373.26
Therapy substitute, 15 Mins, NP	180.04	185.62
Therapy substitute, 15 Mins, PA	162.38	167.41
Therapy substitute, 15 Mins, Psychologist	145.61	150.11
TMS Tx Sub Mtr Threshold Re-Determ, Del Mgmt, 45 Mins, CNS	540.13	556.85
TMS Tx Sub Mtr Threshold Re-Determ, Del Mgmt, 45 Mins, MD	1,086.17	1,119.79
TMS Tx Sub Mtr Threshold Re-Determ, Del Mgmt, 45 Mins, NP	540.13	556.85
TMS Tx Sub Mtr Threshold Re-Determ, Del Mgmt, 45 Mins, PA	487.14	502.22
Transp mileage, Per Mile, All	0.69	0.71
Transp, staff time, 15 Mins, All	82.55	85.11

SCHEDULE OF
2026-27 SERVICE RATES & FEES

Attachment 1
Schedule A

All service rates are presented on an hourly basis unless otherwise indicated. Rates for 2025-26 are shown for comparison purposes only.		
	2025-2026	2026-2027
SMHS Returned check charge for any reason - NSF (per occurrence)	N/A	32.00
<u>Substance Use Services (per program or procedure unless otherwise stated)</u>		
Level 3.1 Residential (per day)	248.94	256.66
Level 3.3 Residential (per day)	286.21	295.08
Level 3.5 Residential (per day)	311.17	320.82
Level 3.2 Withdrawal Management (per day)	336.06	346.48
Methadone Daily Rate	34.79	35.87
Buprenorphine - Naloxone Combo Film Daily Rate	43.25	44.59
Buprenorphine - Naloxone Combo Tablets Daily Rate	47.07	48.53
Buprenorphine Mono Daily Rate	46.57	48.01
Disulfiram Daily Rate	12.61	13.00
Buprenorphine Injectable (Sublocade) Monthly Rate	2,164.57	2,231.67
Naltrexone Injectable (Vivitrol) Monthly Rate	2,364.31	2,437.60
Naloxone HCL - 2 pack (Generic) - As Needed	112.72	116.21
Naloxone HCL - 2 pack (Narcan) - As Needed	153.83	158.60
Naltrexone - Per Visit	20.26	20.89
Supported Employment: Full Month	N/A	1,750.30
Supported Employment: Partial Month	N/A	875.14
Music Therapy, Spirituality per Encounter, Traditional Healer	N/A	826.00
Navigation, Psychosoc Skill, Self-mgmt, Trauma Support per Encounter, Natural Helper	N/A	356.24
Withdrawal Mgmt and Res Hospital with ASAM 3.7 and 4.0 Services (per day)	N/A	794.52
Partial Hospitalization Services; less than 24 hours, per diem (per day)	N/A	718.62
2-4 patients self-mgmt training by nonphysician, 30 Mins, CHW	48.44	49.94
5-8 patients self-mgmt training by nonphysician, 30 Mins, CHW	22.36	23.05
Adm patient-focused health risk assess, 15 mins, LPHA	94.23	97.14
Adm patient-focused health risk assess, 15 mins, LPT	66.23	68.28
Adm patient-focused health risk assess, 15 mins, LVN	77.26	79.65
Adm patient-focused health risk assess, 15 mins, MA	53.11	54.75
Adm patient-focused health risk assess, 15 mins, MD	362.06	373.26
Adm patient-focused health risk assess, 15 mins, NP	180.04	185.62
Adm patient-focused health risk assess, 15 mins, OT	125.43	129.31
Adm patient-focused health risk assess, 15 mins, PA	162.38	167.41
Adm patient-focused health risk assess, 15 mins, Psychologist	145.61	150.11
Adm patient-focused health risk assess, 15 mins, RN	147.06	151.61
Alcohol and/or drug screening, 15 mins, Counselor	78.16	80.58
Alcohol and/or drug screening, 15 mins, LPHA	94.23	97.14
Alcohol and/or drug screening, 15 mins, LPT	66.23	68.28
Alcohol and/or drug screening, 15 mins, LVN	77.26	79.65
Alcohol and/or drug screening, 15 mins, MA	53.11	54.75
Alcohol and/or drug screening, 15 mins, MD	362.06	373.26
Alcohol and/or drug screening, 15 mins, NP	180.04	185.62
Alcohol and/or drug screening, 15 mins, OQP	70.89	73.09
Alcohol and/or drug screening, 15 mins, PA	162.38	167.41
Alcohol and/or drug screening, 15 mins, Pharmacist	173.31	178.67
Alcohol and/or drug screening, 15 mins, Psychologist	145.61	150.11
Alcohol and/or drug screening, 15 mins, RN	147.06	151.61
Alcohol/drug assessment screening, 15 mins, Counselor	78.16	80.58
Alcohol/drug assessment screening, 15 mins, LPHA	94.23	97.14
Alcohol/drug assessment screening, 15 mins, LPT	66.23	68.28
Alcohol/drug assessment screening, 15 mins, LVN	77.26	79.65
Alcohol/drug assessment screening, 15 mins, MA	53.11	54.75
Alcohol/drug assessment screening, 15 mins, MD	362.06	373.26
Alcohol/drug assessment screening, 15 mins, NP	180.04	185.62
Alcohol/drug assessment screening, 15 mins, OQP	70.89	73.09
Alcohol/drug assessment screening, 15 mins, OT	125.43	129.31
Alcohol/drug assessment screening, 15 mins, PA	162.38	167.41
Alcohol/drug assessment screening, 15 mins, Pharmacist	173.31	178.67
Alcohol/drug assessment screening, 15 mins, Psychologist	145.61	150.11
Alcohol/drug assessment screening, 15 mins, RN	147.06	151.61
Alcohol/drug screening. Lab analysis, 15 mins, LPT	66.23	68.28
Alcohol/drug screening. Lab analysis, 15 mins, LVN	77.26	79.65
Alcohol/drug screening. Lab analysis, 15 mins, MA	53.11	54.75

SCHEDULE OF
2026-27 SERVICE RATES & FEES

Attachment 1
Schedule A

All service rates are presented on an hourly basis unless otherwise indicated.
Rates for 2025-26 are shown for comparison purposes only.

	2025-2026	2026-2027
Alcohol/drug screening. Lab analysis, 15 mins, MD	362.06	373.26
Alcohol/drug screening. Lab analysis, 15 mins, NP	180.04	185.62
Alcohol/drug screening. Lab analysis, 15 mins, PA	162.38	167.41
Alcohol/drug screening. Lab analysis, 15 mins, Pharmacist	173.31	178.67
Alcohol/drug screening. Lab analysis, 15 mins, Psychologist	145.61	150.11
Alcohol/drug screening. Lab analysis, 15 mins, RN	147.06	151.61
Alcohol/Drug Svc, brief intervention, 15 mins, Counselor	78.16	80.58
Alcohol/Drug Svc, brief intervention, 15 mins, LPHA	94.23	97.14
Alcohol/Drug Svc, brief intervention, 15 mins, LPT	66.23	68.28
Alcohol/Drug Svc, brief intervention, 15 mins, LVN	77.26	79.65
Alcohol/Drug Svc, brief intervention, 15 mins, MD	362.06	373.26
Alcohol/Drug Svc, brief intervention, 15 mins, NP	180.04	185.62
Alcohol/Drug Svc, brief intervention, 15 mins, OQP	70.89	73.09
Alcohol/Drug Svc, brief intervention, 15 mins, OT	125.43	129.31
Alcohol/Drug Svc, brief intervention, 15 mins, PA	162.38	167.41
Alcohol/Drug Svc, brief intervention, 15 mins, Peer	74.44	76.74
Alcohol/Drug Svc, brief intervention, 15 mins, Pharmacist	173.31	178.67
Alcohol/Drug Svc, brief intervention, 15 mins, Psychologist	145.61	150.11
Alcohol/Drug Svc, brief intervention, 15 mins, RN	147.06	151.61
Alcohol/drug svc; crisis interv (OP), 15 mins, Counselor	78.16	80.58
Alcohol/drug svc; crisis interv (OP), 15 mins, LPHA	94.23	97.14
Alcohol/drug svc; crisis interv (OP), 15 mins, LPT	66.23	68.28
Alcohol/drug svc; crisis interv (OP), 15 mins, LVN	77.26	79.65
Alcohol/drug svc; crisis interv (OP), 15 mins, MD	362.06	373.26
Alcohol/drug svc; crisis interv (OP), 15 mins, NP	180.04	185.62
Alcohol/drug svc; crisis interv (OP), 15 mins, OT	125.43	129.31
Alcohol/drug svc; crisis interv (OP), 15 mins, PA	162.38	167.41
Alcohol/drug svc; crisis interv (OP), 15 mins, Psychologist	145.61	150.11
Alcohol/drug svc; crisis interv (OP), 15 mins, RN	147.06	151.61
Alcohol/drug svc; group counseling, 15 mins, Counselor	17.37	17.91
Alcohol/drug svc; group counseling, 15 mins, LPHA	20.94	21.59
Alcohol/drug svc; group counseling, 15 mins, MD	80.46	82.95
Alcohol/drug svc; group counseling, 15 mins, NP	40.01	41.25
Alcohol/drug svc; group counseling, 15 mins, OT	27.87	28.74
Alcohol/drug svc; group counseling, 15 mins, PA	36.08	37.20
Alcohol/drug svc; group counseling, 15 mins, Psychologist	32.36	33.36
Alcohol/drug svc; group counseling, 15 mins, RN	32.68	33.69
Alcohol/drug svcs-Acute detox, IP, 15 mins, LPT	66.23	68.28
Alcohol/drug svcs-Acute detox, IP, 15 mins, LVN	77.26	79.65
Alcohol/drug svcs-Acute detox, IP, 15 mins, MD	362.06	373.26
Alcohol/drug svcs-Acute detox, IP, 15 mins, NP	180.04	185.62
Alcohol/drug svcs-Acute detox, IP, 15 mins, PA	162.38	167.41
Alcohol/drug svcs-Acute detox, IP, 15 mins, Pharmacist	173.31	178.67
Alcohol/drug svcs-Acute detox, IP, 15 mins, RN	147.06	151.61
Alcohol/drug svc-Subacute detox, IP, 15 mins, LPT	66.23	68.28
Alcohol/drug svc-Subacute detox, IP, 15 mins, LVN	77.26	79.65
Alcohol/drug svc-Subacute detox, IP, 15 mins, MD	362.06	373.26
Alcohol/drug svc-Subacute detox, IP, 15 mins, NP	180.04	185.62
Alcohol/drug svc-Subacute detox, IP, 15 mins, PA	162.38	167.41
Alcohol/drug svc-Subacute detox, IP, 15 mins, Pharmacist	173.31	178.67
Alcohol/drug svc-Subacute detox, IP, 15 mins, RN	147.06	151.61
Alcohol/drug test spec other than blood, 15 Mins, LPT	66.23	68.28
Alcohol/drug test spec other than blood, 15 mins, LVN	77.26	79.65
Alcohol/drug test spec other than blood, 15 mins, MA	53.11	54.75
Alcohol/drug test spec other than blood, 15 mins, MD	362.06	373.26
Alcohol/drug test spec other than blood, 15 mins, NP	180.04	185.62
Alcohol/drug test spec other than blood, 15 mins, PA	162.38	167.41
Alcohol/drug test spec other than blood, 15 mins, Pharmacist	173.31	178.67
Alcohol/drug test spec other than blood, 15 mins, RN	147.06	151.61
Alcohol/drug treatment program, 60 mins, Counselor	312.63	322.31
Alcohol/drug treatment program, 60 mins, LPHA	376.91	388.57
Alcohol/drug treatment program, 60 mins, LPT	264.92	273.12
Alcohol/drug treatment program, 60 mins, LVN	309.02	318.59
Alcohol/drug treatment program, 60 mins, MD	1,448.23	1,493.06
Alcohol/drug treatment program, 60 mins, NP	720.17	742.46

SCHEDULE OF
2026-27 SERVICE RATES & FEES

Attachment 1
Schedule A

All service rates are presented on an hourly basis unless otherwise indicated. Rates for 2025-26 are shown for comparison purposes only.		
	2025-2026	2026-2027
Alcohol/drug treatment program, 60 mins, OQP	283.57	292.35
Alcohol/drug treatment program, 60 mins, PA	649.52	669.63
Alcohol/drug treatment program, 60 mins, Pharmacist	693.23	714.69
Alcohol/drug treatment program, 60 mins, Psychologist	582.43	600.46
Alcohol/subs (not tobacco) abuse screening, 15-30 mins, MD	555.15	572.34
Alcohol/subs (not tobacco) abuse screening, 15-30 mins, NP	276.07	284.61
Alcohol/subs (not tobacco) abuse screening, 15-30 mins, PA	248.98	256.69
Alcohol/subs (not tobacco) abuse screening, 30+ mins, MD	1,448.23	1,493.06
Alcohol/subs (not tobacco) abuse screening, 30+ mins, NP	720.17	742.46
Alcohol/subs (not tobacco) abuse screening, 30+ mins, PA	649.52	669.63
Alcohol/Subs (not tobacco) abuse struct assess, 5-14 mins, Counselor	52.11	53.72
Alcohol/Subs (not tobacco) abuse struct assess, 5-14 mins, LPHA	62.82	64.76
Alcohol/Subs (not tobacco) abuse struct assess, 5-14 mins, LPT	44.15	45.52
Alcohol/Subs (not tobacco) abuse struct assess, 5-14 mins, LVN	51.50	53.10
Alcohol/Subs (not tobacco) abuse struct assess, 5-14 mins, MD	241.37	248.84
Alcohol/Subs (not tobacco) abuse struct assess, 5-14 mins, NP	120.03	123.74
Alcohol/Subs (not tobacco) abuse struct assess, 5-14 mins, PA	108.25	111.60
Alcohol/Subs (not tobacco) abuse struct assess, 5-14 mins, Pharmacist	115.54	119.12
Alcohol/Subs (not tobacco) abuse struct assess, 5-14 mins, Psychologist	97.07	100.08
Alcohol/Subs (not tobacco) abuse struct assess, 5-14 mins, RN	98.04	101.08
Alcohol/Subs (not tobacco) abuse struct assess, 15-30 Mins, 23 mins, OQP	108.70	112.07
Alcohol/Subs (not tobacco) abuse struct assess, 5-14 Mins, 10 mins, OQP	47.26	48.72
Alcohol/Subs (not tobacco) abuse struct assess, 15-30 mins, Counselor	119.84	123.55
Alcohol/Subs (not tobacco) abuse struct assess, 15-30 mins, LPHA	144.48	148.95
Alcohol/Subs (not tobacco) abuse struct assess, 15-30 mins, LPT	101.55	104.70
Alcohol/Subs (not tobacco) abuse struct assess, 15-30 mins, LVN	118.46	122.13
Alcohol/Subs (not tobacco) abuse struct assess, 15-30 mins, MD	555.15	572.34
Alcohol/Subs (not tobacco) abuse struct assess, 15-30 mins, NP	276.07	284.61
Alcohol/Subs (not tobacco) abuse struct assess, 15-30 mins, PA	248.98	256.69
Alcohol/Subs (not tobacco) abuse struct assess, 15-30 mins, Pharmacist	265.74	273.96
Alcohol/Subs (not tobacco) abuse struct assess, 15-30 mins, Psychologist	223.26	230.18
Alcohol/Subs (not tobacco) abuse struct assess, 15-30 mins, RN	225.50	232.48
Alcohol/Subs (not tobacco) abuse struct assess, 31+ Mins, 60 mins, OQP	283.57	292.35
Alcohol/Subs (not tobacco) abuse struct assess, 31+ mins, Counselor	312.63	322.31
Alcohol/Subs (not tobacco) abuse struct assess, 31+ mins, LPHA	376.91	388.57
Alcohol/Subs (not tobacco) abuse struct assess, 31+ mins, LPT	264.92	273.12
Alcohol/Subs (not tobacco) abuse struct assess, 31+ mins, LVN	309.02	318.59
Alcohol/Subs (not tobacco) abuse struct assess, 31+ mins, MD	1,448.23	1,493.06
Alcohol/Subs (not tobacco) abuse struct assess, 31+ mins, NP	720.17	742.46
Alcohol/Subs (not tobacco) abuse struct assess, 31+ mins, PA	649.52	669.63
Alcohol/Subs (not tobacco) abuse struct assess, 31+ mins, Pharmacist	693.23	714.69
Alcohol/Subs (not tobacco) abuse struct assess, 31+ mins, Psychologist	582.43	600.46
Alcohol/Subs (not tobacco) abuse struct assess, 31+ mins, RN	588.25	606.46
Alcohol/subst abuse svc, fam/couple counsel, 15 mins, Counselor	78.16	80.58
Alcohol/subst abuse svc, fam/couple counsel, 15 mins, LPHA	94.23	97.14
Alcohol/subst abuse svc, fam/couple counsel, 15 mins, MD	362.06	373.26
Alcohol/subst abuse svc, fam/couple counsel, 15 mins, NP	180.04	185.62
Alcohol/subst abuse svc, fam/couple counsel, 15 mins, PA	162.38	167.41
Alcohol/subst abuse svc, fam/couple counsel, 15 mins, Psychologist	145.61	150.11
Alcohol/subst abuse svc, fam/couple counsel, 15 mins, RN	147.06	151.61
Alcohol/subst abuse svcs, tx plan develop, 15 mins, Counselor	78.16	80.58
Alcohol/subst abuse svcs, tx plan develop, 15 mins, LPHA	94.23	97.14
Alcohol/subst abuse svcs, tx plan develop, 15 mins, LPT	66.23	68.28
Alcohol/subst abuse svcs, tx plan develop, 15 mins, LVN	77.26	79.65
Alcohol/subst abuse svcs, tx plan develop, 15 mins, MD	362.06	373.26
Alcohol/subst abuse svcs, tx plan develop, 15 mins, NP	180.04	185.62
Alcohol/subst abuse svcs, tx plan develop, 15 mins, OT	125.43	129.31
Alcohol/subst abuse svcs, tx plan develop, 15 mins, PA	162.38	167.41
Alcohol/subst abuse svcs, tx plan develop, 15 mins, Psychologist	145.61	150.11
Alcohol/subst abuse svcs, tx plan develop, 15 mins, RN	147.06	151.61
Assessment substitute, 15 Mins, Counselor	78.16	80.58
Assessment substitute, 15 Mins, LPHA	94.23	97.14
Assessment substitute, 15 Mins, MA	53.11	54.75
Assessment substitute, 15 Mins, MD	362.06	373.26
Assessment substitute, 15 Mins, NP	180.04	185.62

SCHEDULE OF
2026-27 SERVICE RATES & FEES

Attachment 1
Schedule A

All service rates are presented on an hourly basis unless otherwise indicated. Rates for 2025-26 are shown for comparison purposes only.		
	2025-2026	2026-2027
Assessment substitute, 15 Mins, OQP	70.89	73.09
Assessment substitute, 15 Mins, OT	125.43	129.31
Assessment substitute, 15 Mins, PA	162.38	167.41
Assessment substitute, 15 Mins, Psychologist	145.61	150.11
Assessment substitute, 15 Mins, RN	147.06	151.61
Behav hlth counseling and therapy, 15 mins, Counselor	78.16	80.58
Behav hlth counseling and therapy, 15 mins, LPHA	94.23	97.14
Behav hlth counseling and therapy, 15 mins, MD	362.06	373.26
Behav hlth counseling and therapy, 15 mins, NP	180.04	185.62
Behav hlth counseling and therapy, 15 mins, OT	125.43	129.31
Behav hlth counseling and therapy, 15 mins, PA	162.38	167.41
Behav hlth counseling and therapy, 15 mins, Psychologist	145.61	150.11
Behav hlth counseling and therapy, 15 mins, RN	147.06	151.61
Behav Hlth Prevention Ed Svc, 15 mins, Peer	16.54	17.05
Care Mgmt Svcs for beh hlth cond at least 20 Mins per month, LPHA	376.91	388.57
Care Mgmt Svcs for beh hlth cond at least 20 Mins per month, LPT	264.92	N/A
Care Mgmt Svcs for beh hlth cond at least 20 Mins per month, LVN	309.02	N/A
Care Mgmt Svcs for beh hlth cond at least 20 Mins per month, NP	720.17	N/A
Care Mgmt Svcs for beh hlth cond at least 20 Mins per month, OT	501.72	N/A
Care Mgmt Svcs for beh hlth cond at least 20 Mins per month, PA	649.52	N/A
Care Mgmt Svcs for beh hlth cond at least 20 Mins per month, Pharmacist	693.23	N/A
Care Mgmt Svcs for beh hlth cond at least 20 Mins per month, Psychologist	582.43	600.46
Care Mgmt Svcs for beh hlth cond at least 20 Mins per month, RN	588.25	N/A
Caregiver training direct care strat & tech w/o PT, ea addl 15 Mins, LPHA	94.23	97.14
Caregiver training direct care strat & tech w/o PT, ea addl 15 Mins, LPT	66.23	68.28
Caregiver training direct care strat & tech w/o PT, ea addl 15 Mins, LVN	77.26	79.65
Caregiver training direct care strat & tech w/o PT, ea addl 15 Mins, MD	362.06	373.26
Caregiver training direct care strat & tech w/o PT, ea addl 15 Mins, NP	180.04	185.62
Caregiver training direct care strat & tech w/o PT, ea addl 15 Mins, OT	125.43	129.31
Caregiver training direct care strat & tech w/o PT, ea addl 15 Mins, PA	162.38	167.41
Caregiver training direct care strat & tech w/o PT, ea addl 15 Mins, Pharmacist	173.31	178.67
Caregiver training direct care strat & tech w/o PT, ea addl 15 Mins, Psychologist	145.61	150.11
Caregiver training direct care strat & tech w/o PT, ea addl 15 Mins, RN	147.06	151.61
Caregiver training direct care strat & tech w/o Pt, init 30 Mins, LPHA	144.48	148.95
Caregiver training direct care strat & tech w/o Pt, init 30 Mins, LPT	101.55	104.70
Caregiver training direct care strat & tech w/o Pt, init 30 Mins, LVN	118.46	122.13
Caregiver training direct care strat & tech w/o Pt, init 30 Mins, MD	555.15	572.34
Caregiver training direct care strat & tech w/o Pt, init 30 Mins, NP	276.07	284.61
Caregiver training direct care strat & tech w/o Pt, init 30 Mins, OT	192.33	198.28
Caregiver training direct care strat & tech w/o Pt, init 30 Mins, PA	248.98	256.69
Caregiver training direct care strat & tech w/o Pt, init 30 Mins, Pharmacist	265.74	273.96
Caregiver training direct care strat & tech w/o Pt, init 30 Mins, Psychologist	223.26	230.18
Caregiver training direct care strat & tech w/o Pt, init 30 Mins, RN	225.50	232.48
Caregiver training in beh mgmt/mod w/o Pt, ea addl 15 Mins, LPHA	94.23	97.14
Caregiver training in beh mgmt/mod w/o Pt, ea addl 15 Mins, LPT	66.23	68.28
Caregiver training in beh mgmt/mod w/o Pt, ea addl 15 Mins, LVN	77.26	79.65
Caregiver training in beh mgmt/mod w/o Pt, ea addl 15 Mins, MD	362.06	373.26
Caregiver training in beh mgmt/mod w/o Pt, ea addl 15 Mins, NP	180.04	185.62
Caregiver training in beh mgmt/mod w/o Pt, ea addl 15 Mins, OT	125.43	129.31
Caregiver training in beh mgmt/mod w/o Pt, ea addl 15 Mins, PA	162.38	167.41
Caregiver training in beh mgmt/mod w/o Pt, ea addl 15 Mins, Pharmacist	173.31	178.67
Caregiver training in beh mgmt/mod w/o Pt, ea addl 15 Mins, Psychologist	145.61	150.11
Caregiver training in beh mgmt/mod w/o Pt, ea addl 15 Mins, RN	147.06	151.61
Caregiver training in beh mgmt/mod w/o Pt, init 30 Mins, LPHA	144.48	148.95
Caregiver training in beh mgmt/mod w/o Pt, init 30 Mins, LPT	101.55	104.70
Caregiver training in beh mgmt/mod w/o Pt, init 30 Mins, LVN	118.46	122.13
Caregiver training in beh mgmt/mod w/o Pt, init 30 Mins, MD	555.15	572.34
Caregiver training in beh mgmt/mod w/o Pt, init 30 Mins, NP	276.07	284.61
Caregiver training in beh mgmt/mod w/o Pt, init 30 Mins, OT	192.33	198.28
Caregiver training in beh mgmt/mod w/o Pt, init 30 Mins, PA	248.98	256.69
Caregiver training in beh mgmt/mod w/o Pt, init 30 Mins, Pharmacist	265.74	273.96
Caregiver training in beh mgmt/mod w/o Pt, init 30 Mins, Psychologist	223.26	230.18
Caregiver training in beh mgmt/mod w/o Pt, init 30 Mins, RN	225.50	232.48
Caregiver Training to facil patient func w/o PT, ea addl 15 Mins, LPHA	94.23	97.14
Caregiver Training to facil patient func w/o PT, ea addl 15 Mins, LPT	66.23	68.28

SCHEDULE OF
2026-27 SERVICE RATES & FEES

Attachment 1
Schedule A

All service rates are presented on an hourly basis unless otherwise indicated. Rates for 2025-26 are shown for comparison purposes only.		
	2025-2026	2026-2027
Caregiver Training to facil patient func w/o PT, ea addl 15 Mins, LVN	77.26	79.65
Caregiver Training to facil patient func w/o PT, ea addl 15 Mins, MD	362.06	373.26
Caregiver Training to facil patient func w/o PT, ea addl 15 Mins, NP	180.04	185.62
Caregiver Training to facil patient func w/o PT, ea addl 15 Mins, OT	125.43	129.31
Caregiver Training to facil patient func w/o PT, ea addl 15 Mins, PA	162.38	167.41
Caregiver Training to facil patient func w/o PT, ea addl 15 Mins, Pharmacist	173.31	178.67
Caregiver Training to facil patient func w/o PT, ea addl 15 Mins, Psychologist	145.61	150.11
Caregiver Training to facil patient func w/o PT, ea addl 15 Mins, RN	147.06	151.61
Caregiver Training to facil patient func w/o Pt, init 30 Mins, LPHA	144.48	148.95
Caregiver Training to facil patient func w/o Pt, init 30 Mins, LPT	101.55	104.70
Caregiver Training to facil patient func w/o Pt, init 30 Mins, LVN	118.46	122.13
Caregiver Training to facil patient func w/o Pt, init 30 Mins, MD	555.15	572.34
Caregiver Training to facil patient func w/o Pt, init 30 Mins, NP	276.07	284.61
Caregiver Training to facil patient func w/o Pt, init 30 Mins, OT	192.33	198.28
Caregiver Training to facil patient func w/o Pt, init 30 Mins, PA	248.98	256.69
Caregiver Training to facil patient func w/o Pt, init 30 Mins, Pharmacist	265.74	273.96
Caregiver Training to facil patient func w/o Pt, init 30 Mins, Psychologist	223.26	230.18
Caregiver Training to facil patient func w/o Pt, init 30 Mins, RN	225.50	232.48
Chronic care mgmt svc with requirements, at least 30 Mins, MD	724.12	746.53
Chronic care mgmt svc with requirements, at least 30 Mins, NP	360.09	371.23
Chronic care mgmt svc with requirements, at least 30 Mins, PA	324.76	334.81
Chronic care mgmt svc with requirements, at least 30 Mins, RN	294.13	303.23
Chronic care mgmt svc with requirements; ea addl 30 mins, MD	724.12	746.53
Chronic care mgmt svc with requirements; ea addl 30 mins, NP	360.09	371.23
Chronic care mgmt svc with requirements; ea addl 30 mins, PA	324.76	334.81
Chronic care mgmt svc with requirements; ea addl 30 Mins, RN	294.13	303.23
Community-Based Wrap-Around Svcs, 15 mins, Counselor	78.16	80.58
Community-Based Wrap-Around Svcs, 15 mins, LPHA	94.23	97.14
Community-Based Wrap-Around Svcs, 15 mins, LPT	66.23	68.28
Community-Based Wrap-Around Svcs, 15 mins, LVN	77.26	79.65
Community-Based Wrap-Around Svcs, 15 mins, MA	53.11	54.75
Community-Based Wrap-Around Svcs, 15 mins, MD	362.06	373.26
Community-Based Wrap-Around Svcs, 15 mins, NP	180.04	185.62
Community-Based Wrap-Around Svcs, 15 mins, OQP	70.89	73.09
Community-Based Wrap-Around Svcs, 15 mins, OT	125.43	129.31
Community-Based Wrap-Around Svcs, 15 mins, PA	162.38	167.41
Community-Based Wrap-Around Svcs, 15 mins, Pharmacist	173.31	178.67
Community-Based Wrap-Around Svcs, 15 mins, RN	147.06	151.61
Community Health Svcs for Social Determinants Needs, first hour, CHW	N/A	299.65
Community Health Svcs for Social Determinants Needs, addl 30 min, CHW	N/A	149.83
Comprehensive community support svcs, 15 mins, Counselor	78.16	80.58
Comprehensive community support svcs, 15 mins, LPHA	94.23	97.14
Comprehensive community support svcs, 15 mins, LPT	66.23	68.28
Comprehensive community support svcs, 15 mins, LVN	77.26	79.65
Comprehensive community support svcs, 15 mins, MD	362.06	373.26
Comprehensive community support svcs, 15 mins, NP	180.04	185.62
Comprehensive community support svcs, 15 mins, OQP	70.89	73.09
Comprehensive community support svcs, 15 mins, OT	125.43	129.31
Comprehensive community support svcs, 15 mins, PA	162.38	167.41
Comprehensive community support svcs, 15 mins, RN	147.06	151.61
Environ interv med mgmt psych patient's behalf, 15 mins, Counselor	78.16	80.58
Environ interv med mgmt psych patient's behalf, 15 mins, LPHA	94.23	97.14
Environ interv med mgmt psych patient's behalf, 15 mins, LPT	66.23	68.28
Environ interv med mgmt psych patient's behalf, 15 mins, LVN	77.26	79.65
Environ interv med mgmt psych patient's behalf, 15 mins, MA	53.11	54.75
Environ interv med mgmt psych patient's behalf, 15 mins, MD	362.06	373.26
Environ interv med mgmt psych patient's behalf, 15 mins, NP	180.04	185.62
Environ interv med mgmt psych patient's behalf, 15 mins, OQP	70.89	73.09
Environ interv med mgmt psych patient's behalf, 15 mins, OT	125.43	129.31
Environ interv med mgmt psych patient's behalf, 15 mins, PA	162.38	167.41
Environ interv med mgmt psych patient's behalf, 15 mins, Psychologist	145.61	150.11
Environ interv med mgmt psych patient's behalf, 15 mins, RN	147.06	151.61
Family Psychther (patient not Presnt), 50 Mins, LPHA	314.09	323.81
Family Psychther (patient not Presnt), 50 Mins, MD	1,206.86	1,244.21
Family Psychther (patient not Presnt), 50 Mins, NP	600.14	618.72

SCHEDULE OF
2026-27 SERVICE RATES & FEES

Attachment 1
Schedule A

All service rates are presented on an hourly basis unless otherwise indicated. Rates for 2025-26 are shown for comparison purposes only.		
	2025-2026	2026-2027
Family Psychther (patient not Presnt), 50 Mins, PA	541.27	558.02
Family Psychther (patient not Presnt), 50 Mins, Psychologist	485.36	500.38
Family Psychther (Patient Presnt), 50 Mins, LPHA	314.09	323.81
Family Psychther (Patient Presnt), 50 Mins, MD	1,206.86	1,244.21
Family Psychther (Patient Presnt), 50 Mins, NP	600.14	618.72
Family Psychther (Patient Presnt), 50 Mins, PA	541.27	558.02
Family Psychther (Patient Presnt), 50 Mins, Psychologist	485.36	500.38
Functional fam prevent & intervent for high-risk youth, 15 Mins, LPHA	94.23	N/A
Functional fam prevent & intervent for high-risk youth, 15 Mins, MD	362.06	N/A
Functional fam prevent & intervent for high-risk youth, 15 Mins, NP	180.04	N/A
Functional fam prevent & intervent for high-risk youth, 15 Mins, PA	162.38	N/A
Functional fam prevent & intervent for high-risk youth, 15 Mins, Psychologist	145.61	N/A
Grp Caregiver training direct care strat & tech w/o Pt, 45 Mins, LPHA	62.82	64.76
Grp Caregiver training direct care strat & tech w/o Pt, 45 Mins, LPT	44.15	45.52
Grp Caregiver training direct care strat & tech w/o Pt, 45 Mins, LVN	51.50	53.10
Grp Caregiver training direct care strat & tech w/o Pt, 45 Mins, MD	241.37	248.84
Grp Caregiver training direct care strat & tech w/o Pt, 45 Mins, NP	120.03	123.74
Grp Caregiver training direct care strat & tech w/o Pt, 45 Mins, OT	83.62	86.21
Grp Caregiver training direct care strat & tech w/o Pt, 45 Mins, PA	108.25	111.60
Grp Caregiver training direct care strat & tech w/o Pt, 45 Mins, Pharmacist	115.54	119.12
Grp Caregiver training direct care strat & tech w/o Pt, 45 Mins, Psychologist	97.07	100.08
Grp Caregiver training direct care strat & tech w/o Pt, 45 Mins, RN	98.04	101.08
Grp Caregiver Training to facil patient func w/o PT, 45 Mins, LPHA	62.82	64.76
Grp Caregiver Training to facil patient func w/o PT, 45 Mins, LPT	44.15	45.52
Grp Caregiver Training to facil patient func w/o PT, 45 Mins, LVN	51.50	53.10
Grp Caregiver Training to facil patient func w/o PT, 45 Mins, MD	241.37	248.84
Grp Caregiver Training to facil patient func w/o PT, 45 Mins, NP	120.03	123.74
Grp Caregiver Training to facil patient func w/o PT, 45 Mins, OT	83.62	86.21
Grp Caregiver Training to facil patient func w/o PT, 45 Mins, PA	108.25	111.60
Grp Caregiver Training to facil patient func w/o PT, 45 Mins, Pharmacist	115.54	119.12
Grp Caregiver Training to facil patient func w/o PT, 45 Mins, Psychologist	97.07	100.08
Grp Caregiver Training to facil patient func w/o PT, 45 Mins, RN	98.04	101.08
Hlth behav interv, fmlly (patient not presnt), 16-30 mins, LPHA	188.46	194.29
Hlth behav interv, fmlly (patient not presnt), 16-30 mins, LPT	132.46	136.56
Hlth behav interv, fmlly (patient not presnt), 16-30 mins, LVN	154.51	159.29
Hlth behav interv, fmlly (patient not presnt), 16-30 mins, MA	106.22	109.50
Hlth behav interv, fmlly (patient not presnt), 16-30 mins, MD	724.12	746.53
Hlth behav interv, fmlly (patient not presnt), 16-30 mins, NP	360.09	371.23
Hlth behav interv, fmlly (patient not presnt), 16-30 mins, OT	250.86	258.63
Hlth behav interv, fmlly (patient not presnt), 16-30 mins, PA	324.76	334.81
Hlth behav interv, fmlly (patient not presnt), 16-30 mins, Psychologist	291.22	300.23
Hlth behav interv, fmlly (patient not presnt), 16-30 mins, RN	294.13	303.23
Hlth behav interv fam (pat not presnt) Addl 15 Min, LPHA	94.23	97.14
Hlth behav interv fam (pat not presnt) Addl 15 Min, LPT	66.23	68.28
Hlth behav interv fam (pat not presnt) Addl 15 Min, LVN	77.26	79.65
Hlth behav interv fam (pat not presnt) Addl 15 Min, MA	53.11	54.75
Hlth behav interv fam (pat not presnt) Addl 15 Min, MD	362.06	373.26
Hlth behav interv fam (pat not presnt) Addl 15 Min, NP	180.04	185.62
Hlth behav interv fam (pat not presnt) Addl 15 Min, OT	125.43	129.31
Hlth behav interv fam (pat not presnt) Addl 15 Min, PA	162.38	167.41
Hlth behav interv fam (pat not presnt) Addl 15 Min, Psychologist	145.61	150.11
Hlth behav interv fam (pat not presnt) Addl 15 Min, RN	147.06	151.61
Home Visit of a New Patient, 15-29 Mins, MD	531.02	547.45
Home Visit of a New Patient, 15-29 Mins, NP	264.06	272.24
Home Visit of a New Patient, 15-29 Mins, PA	238.16	245.53
Home Visit of a New Patient, 30-59 Mins, MD	1,086.17	1,119.79
Home Visit of a New Patient, 30-59 Mins, NP	540.13	556.85
Home Visit of a New Patient, 30-59 Mins, PA	487.14	502.22
Home Visit of a New Patient, 60-74 Mins, MD	1,617.19	1,667.25
Home Visit of a New Patient, 60-74 Mins, NP	804.19	829.08
Home Visit of a New Patient, 60-74 Mins, PA	725.30	747.75
Home Visit of a New Patient, 75+ Mins, MD	1,979.25	2,040.51
Home Visit of a New Patient, 75+ Mins, NP	984.23	1,014.70
Home Visit of a New Patient, 75+ Mins, PA	887.68	915.16
Home Visit of Est Patient, 20-29 Mins, MD	603.43	622.11

SCHEDULE OF
2026-27 SERVICE RATES & FEES

Attachment 1
Schedule A

All service rates are presented on an hourly basis unless otherwise indicated. Rates for 2025-26 are shown for comparison purposes only.		
	2025-2026	2026-2027
Home Visit of Est Patient, 20-29 Mins, NP	300.07	309.36
Home Visit of Est Patient, 20-29 Mins, PA	270.63	279.01
Home Visit of Est Patient, 30-39 Mins, MD	844.80	870.95
Home Visit of Est Patient, 30-39 Mins, NP	420.10	433.10
Home Visit of Est Patient, 30-39 Mins, PA	378.89	390.62
Home Visit of Est Patient, 40-59 Mins, MD	1,206.86	1,244.21
Home Visit of Est Patient, 40-59 Mins, NP	600.14	618.72
Home Visit of Est Patient, 40-59 Mins, PA	541.27	558.02
Home Visit of Est Patient, 60+ Mins, MD	1,617.19	1,667.25
Home Visit of Est Patient, 60+ Mins, NP	804.19	829.08
Home Visit of Est Patient, 60+ Mins, PA	725.30	747.75
Hospital IP or Obs discharge day mgnt more than 30 mins, MD	1,448.23	1,493.06
Hospital IP or Obs discharge day mgnt more than 30 mins, NP	720.17	742.46
Hospital IP or Obs discharge day mgnt more than 30 mins, PA	649.52	669.63
Hospital IP or Obs discharge day mgnt more than 30 mins, RN	N/A	606.46
Hospital IP or Obs discharge day mgnt up to 30 Mins, MD	724.12	746.53
Hospital IP or Obs discharge day mgnt up to 30 Mins, NP	360.09	371.23
Hospital IP or Obs discharge day mgnt up to 30 Mins, PA	324.76	334.81
Hospital IP or Obs discharge day mgnt up to 30 Mins, RN	N/A	303.23
Indiv patient self-mgmt training by nonphysician, 30 Mins, CHW	145.33	149.83
Init Nursng Facil Care/Day EM high level, 50+ Mins, MD	1,375.82	1,418.40
Init Nursng Facil Care/Day EM high level, 50+ Mins, NP	684.16	705.34
Init Nursng Facil Care/Day EM high level, 50+ Mins, PA	617.04	636.15
Init Nursng Facil Care/Day EM low level, 25-34 Mins, MD	724.12	746.53
Init Nursng Facil Care/Day EM low level, 25-34 Mins, NP	360.09	371.23
Init Nursng Facil Care/Day EM low level, 25-34 Mins, PA	324.76	334.81
Init Nursng Facil Care/Day EM moderate level, 35-49 Mins, MD	1,013.76	1,045.14
Init Nursng Facil Care/Day EM moderate level, 35-49 Mins, NP	504.12	519.72
Init Nursng Facil Care/Day EM moderate level, 35-49 Mins, PA	454.66	468.74
Interactive Complexity, occurrence, All	18.89	19.48
Inter-Prof phn/Intrnt/ Elect Asmt by Conslt Physicn, 5-30 Mins, MD	434.47	447.92
Interprt/Explan Results of Psychiat, 50 Mins, LPHA	314.09	323.81
Interprt/Explan Results of Psychiat, 50 Mins, MD	1,206.86	1,244.21
Interprt/Explan Results of Psychiat, 50 Mins, NP	600.14	618.72
Interprt/Explan Results of Psychiat, 50 Mins, OT	418.10	431.04
Interprt/Explan Results of Psychiat, 50 Mins, PA	541.27	558.02
Interprt/Explan Results of Psychiat, 50 Mins, Pharmacist	577.69	595.58
Interprt/Explan Results of Psychiat, 50 Mins, Psychologist	485.36	500.38
Interprt/Explan Results of Psychiat, 50 Mins, RN	490.21	505.38
Med Team Conf Non-Physicn Ptd/or Fam Not Prsnt, 30+ mins, LPHA	376.91	388.57
Med Team Conf Non-Physicn Ptd/or Fam Not Prsnt, 30+ mins, MA	212.43	219.00
Med Team Conf Non-Physicn Ptd/or Fam Not Prsnt, 30+ mins, NP	720.17	742.46
Med Team Conf Non-Physicn Ptd/or Fam Not Prsnt, 30+ mins, PA	649.52	669.63
Med Team Conf Non-Physicn Ptd/or Fam Not Prsnt, 30+ mins, Pharmacist	693.23	714.69
Med Team Conf Non-Physicn Ptd/or Fam Not Prsnt, 30+ mins, Psychologist	582.43	600.46
Med Team Conf Non-Physicn Ptd/or Fam Not Prsnt, 30+ mins, RN	588.25	606.46
Med Team Conf Physicn. Pt and/or Fam Not Pres, 30+ mins, MD	1,448.23	1,493.06
Medication Trainingd Support, 15 mins, LPT	66.23	68.28
Medication Trainingd Support, 15 mins, LVN	77.26	79.65
Medication Trainingd Support, 15 mins, MA	53.11	54.75
Medication Trainingd Support, 15 mins, MD	362.06	373.26
Medication Trainingd Support, 15 mins, NP	180.04	185.62
Medication Trainingd Support, 15 mins, PA	162.38	167.41
Medication Trainingd Support, 15 mins, Pharmacist	173.31	178.67
Medication Trainingd Support, 15 mins, RN	147.06	151.61
Mobile Crisis, Encounter mins, All	3,425.48	3,531.67
Multi-Fam Grp beh mgmt/mod Training w/o Pt, ea addl 15 Mins, LPHA	20.94	21.59
Multi-Fam Grp beh mgmt/mod Training w/o Pt, ea addl 15 Mins, LPT	14.72	15.17
Multi-Fam Grp beh mgmt/mod Training w/o Pt, ea addl 15 Mins, LVN	17.17	17.70
Multi-Fam Grp beh mgmt/mod Training w/o Pt, ea addl 15 Mins, MD	80.46	82.95
Multi-Fam Grp beh mgmt/mod Training w/o Pt, ea addl 15 Mins, NP	40.01	41.25
Multi-Fam Grp beh mgmt/mod Training w/o Pt, ea addl 15 Mins, OT	27.87	28.74
Multi-Fam Grp beh mgmt/mod Training w/o Pt, ea addl 15 Mins, PA	36.08	37.20
Multi-Fam Grp beh mgmt/mod Training w/o Pt, ea addl 15 Mins, Pharmacist	38.51	39.71
Multi-Fam Grp beh mgmt/mod Training w/o Pt, ea addl 15 Mins, Psychologist	32.36	33.36

SCHEDULE OF
2026-27 SERVICE RATES & FEES

Attachment 1
Schedule A

All service rates are presented on an hourly basis unless otherwise indicated. Rates for 2025-26 are shown for comparison purposes only.		
	2025-2026	2026-2027
Multi-Fam Grp beh mgmt/mod Training w/o Pt, ea addl 15 Mins, RN	32.68	33.69
Multi-Fam Grp beh mgmt/mod training w/o Pt, init 60 Mins, LPHA	83.76	86.35
Multi-Fam Grp beh mgmt/mod training w/o Pt, init 60 Mins, LPT	58.87	60.69
Multi-Fam Grp beh mgmt/mod training w/o Pt, init 60 Mins, LVN	68.67	70.80
Multi-Fam Grp beh mgmt/mod training w/o Pt, init 60 Mins, MD	321.83	331.79
Multi-Fam Grp beh mgmt/mod training w/o Pt, init 60 Mins, NP	160.04	164.99
Multi-Fam Grp beh mgmt/mod training w/o Pt, init 60 Mins, OT	111.49	114.94
Multi-Fam Grp beh mgmt/mod training w/o Pt, init 60 Mins, PA	144.34	148.81
Multi-Fam Grp beh mgmt/mod training w/o Pt, init 60 Mins, Pharmacist	154.05	158.82
Multi-Fam Grp beh mgmt/mod training w/o Pt, init 60 Mins, Psychologist	129.43	133.44
Multi-Fam Grp beh mgmt/mod training w/o Pt, init 60 Mins, RN	130.72	134.77
Multiple-Family Grp Psychther, 84 Mins, LPHA	117.26	120.89
Multiple-Family Grp Psychther, 84 Mins, MD	450.56	464.51
Multiple-Family Grp Psychther, 84 Mins, NP	224.05	230.99
Multiple-Family Grp Psychther, 84 Mins, PA	202.07	208.33
Multiple-Family Grp Psychther, 84 Mins, Psychologist	181.20	186.81
Nacrosynthesis for Psychiat Dx Therap, 90 Mins, MD	2,172.35	2,239.59
Nacrosynthesis for Psychiat Dx Therap, 90 Mins, NP	1,080.26	1,113.69
Nacrosynthesis for Psychiat Dx Therap, 90 Mins, PA	974.28	1,004.44
Obs or I/P Hosp Care Incl Admt/Disc Same Date, 45-69 Mins, MD	1,375.82	1,418.40
Obs or I/P Hosp Care Incl Admt/Disc Same Date, 45-69 Mins, NP	684.16	705.34
Obs or I/P Hosp Care Incl Admt/Disc Same Date, 45-69 Mins, PA	617.04	636.15
Obs or I/P Hosp Care Incl Admt/Disc Same Date, 70-84 Mins, MD	1,858.56	1,916.09
Obs or I/P Hosp Care Incl Admt/Disc Same Date, 70-84 Mins, NP	924.22	952.82
Obs or I/P Hosp Care Incl Admt/Disc Same Date, 70-84 Mins, PA	833.55	859.36
Obs or I/P Hosp Care Incl Admt/Disc Same Date, 85+ Mins, MD	2,220.62	2,289.36
Obs or I/P Hosp Care Incl Admt/Disc Same Date, 85+ Mins, NP	1,104.26	1,138.44
Obs or I/P Hosp Care Incl Admt/Disc Same Date, 85+ Mins, PA	995.93	1,026.76
Office or Other O/P Visit of Est Patient, 10-19 mins, MD	362.06	373.26
Office or Other O/P Visit of Est Patient, 10-19 mins, NP	180.04	185.62
Office or Other O/P Visit of Est Patient, 10-19 mins, PA	162.38	167.41
Office or Other O/P Visit of Est Patient, 20-29 mins, MD	603.43	622.11
Office or Other O/P Visit of Est Patient, 20-29 mins, NP	300.07	309.36
Office or Other O/P Visit of Est Patient, 20-29 mins, PA	270.63	279.01
Office or Other O/P Visit of Est Patient, 30-39 mins, MD	844.80	870.95
Office or Other O/P Visit of Est Patient, 30-39 mins, NP	420.10	433.10
Office or Other O/P Visit of Est Patient, 30-39 mins, PA	378.89	390.62
Office or Other O/P Visit of Est Patient, 40-54 mins, MD	1,134.45	1,169.56
Office or Other O/P Visit of Est Patient, 40-54 mins, NP	564.13	581.59
Office or Other O/P Visit of Est Patient, 40-54 mins, PA	508.79	524.54
Office or Other OP Visit of New Patient, 15-29 mins, MD	531.02	547.45
Office or Other OP Visit of New Patient, 15-29 mins, NP	264.06	272.24
Office or Other OP Visit of New Patient, 15-29 mins, PA	238.16	245.53
Office or Other OP Visit of New Patient, 30-44 mins, MD	893.08	920.72
Office or Other OP Visit of New Patient, 30-44 mins, NP	444.10	457.85
Office or Other OP Visit of New Patient, 30-44 mins, PA	400.54	412.94
Office or Other OP Visit of New Patient, 45-59 mins, MD	1,255.13	1,293.98
Office or Other OP Visit of New Patient, 45-59 mins, NP	624.15	643.47
Office or Other OP Visit of New Patient, 45-59 mins, PA	562.92	580.34
Office or Other OP Visit of New Patient, 60-74 mins, MD	1,617.19	1,667.25
Office or Other OP Visit of New Patient, 60-74 mins, NP	804.19	829.08
Office or Other OP Visit of New Patient, 60-74 mins, PA	725.30	747.75
Oral Medication Adm, Direct Observation, 15 mins, LPT	66.23	68.28
Oral Medication Adm, Direct Observation, 15 mins, LVN	77.26	79.65
Oral Medication Adm, Direct Observation, 15 mins, MA	53.11	54.75
Oral Medication Adm, Direct Observation, 15 mins, MD	362.06	373.26
Oral Medication Adm, Direct Observation, 15 mins, NP	180.04	185.62
Oral Medication Adm, Direct Observation, 15 mins, OT	125.43	129.31
Oral Medication Adm, Direct Observation, 15 mins, PA	162.38	167.41
Oral Medication Adm, Direct Observation, 15 mins, Pharmacist	173.31	178.67
Oral Medication Adm, Direct Observation, 15 mins, RN	147.06	151.61
Prenatal Care, at risk assessment, 15 mins, Counselor	78.16	80.58
Prenatal Care, at risk assessment, 15 mins, LPHA	94.23	97.14
Prenatal Care, at risk assessment, 15 mins, LPT	66.23	68.28
Prenatal Care, at risk assessment, 15 mins, LVN	77.26	79.65

SCHEDULE OF
2026-27 SERVICE RATES & FEES

Attachment 1
Schedule A

All service rates are presented on an hourly basis unless otherwise indicated. Rates for 2025-26 are shown for comparison purposes only.		
	2025-2026	2026-2027
Prenatal Care, at risk assessment, 15 mins, MD	362.06	373.26
Prenatal Care, at risk assessment, 15 mins, NP	180.04	185.62
Prenatal Care, at risk assessment, 15 mins, OQP	70.89	73.09
Prenatal Care, at risk assessment, 15 mins, PA	162.38	167.41
Prenatal Care, at risk assessment, 15 mins, Pharmacist	173.31	178.67
Prenatal Care, at risk assessment, 15 mins, Psychologist	145.61	150.11
Prenatal Care, at risk assessment, 15 mins, RN	147.06	151.61
Prep report patient psych status, hist, tx, prog, 15 mins, LPHA	94.23	97.14
Prep report patient psych status, hist, tx, prog, 15 mins, LPT	66.23	68.28
Prep report patient psych status, hist, tx, prog, 15 mins, LVN	77.26	79.65
Prep report patient psych status, hist, tx, prog, 15 mins, MD	362.06	373.26
Prep report patient psych status, hist, tx, prog, 15 mins, NP	180.04	185.62
Prep report patient psych status, hist, tx, prog, 15 mins, OT	125.43	129.31
Prep report patient psych status, hist, tx, prog, 15 mins, PA	162.38	167.41
Prep report patient psych status, hist, tx, prog, 15 mins, Psychologist	145.61	150.11
Prep report patient psych status, hist, tx, prog, 15 mins, RN	147.06	151.61
Principal care mgnt for single high risk disease, addl 30 mins, MD	724.12	746.53
Principal care mgnt for single high risk disease, addl 30 mins, NP	360.09	371.23
Principal care mgnt for single high risk disease, addl 30 mins, PA	324.76	334.81
Principal care mgnt for single high risk disease, addl 30 mins, RN	294.13	303.23
Principal care mgnt for single high risk disease, first 30 mins, MD	724.12	746.53
Principal care mgnt for single high risk disease, first 30 mins, NP	360.09	371.23
Principal care mgnt for single high risk disease, first 30 mins, PA	324.76	334.81
Principal care mgnt for single high risk disease, first 30 Mins, RN	294.13	303.23
Prolong hospital IP OEM Svc beyond the Max, ea addl 15 Mins, MD	362.06	373.26
Prolong hospital IP OEM Svc beyond the Max, ea addl 15 Mins, NP	180.04	185.62
Prolong hospital IP OEM Svc beyond the Max, ea addl 15 Mins, PA	162.38	167.41
Prolong inpatient E&M Svc per 15 Mins, MD	362.06	373.26
Prolong inpatient E&M Svc per 15 Mins, NP	180.04	185.62
Prolong inpatient E&M Svc per 15 Mins, PA	162.38	167.41
Prolong OEM Svc beyond the Max, ea addl 30 Mins, MD	724.12	746.53
Prolong OEM Svc beyond the Max, ea addl 30 Mins, NP	360.09	371.23
Prolong OEM Svc beyond the Max, ea addl 30 Mins, PA	324.76	334.81
Prolong OEM Svc beyond the Max, first hour, MD	1,448.23	1,493.06
Prolong OEM Svc beyond the Max, first hour, NP	720.17	742.46
Prolong OEM Svc beyond the Max, first hour, PA	649.52	669.63
Prolong outpatient E&M Svc per 15 Mins, MD	362.06	373.26
Prolong outpatient E&M Svc per 15 Mins, NP	180.04	185.62
Prolong outpatient E&M Svc per 15 Mins, PA	162.38	167.41
Psych Testing Eval, each addl hour, MD	1,448.23	1,493.06
Psych Testing Eval, each addl hour, NP	720.17	742.46
Psych Testing Eval, each addl hour, PA	649.52	669.63
Psych Testing Eval, each addl hour, Psychologist	582.43	600.46
Psych Testing Eval, first hour, MD	1,448.23	1,493.06
Psych Testing Eval, first hour, NP	720.17	742.46
Psych Testing Eval, first hour, PA	649.52	669.63
Psych Testing Eval, first hour, Psychologist	582.43	600.46
Psychiat Dx Eval with Med Svc, 60 Mins, MD	1,448.23	1,493.06
Psychiat Dx Eval with Med Svc, 60 Mins, NP	720.17	742.46
Psychiat Dx Eval with Med Svc, 60 Mins, PA	649.52	669.63
Psychiat Dx Eval, 60 Mins, LPHA	376.91	388.57
Psychiat Dx Eval, 60 Mins, MD	1,448.23	1,493.06
Psychiat Dx Eval, 60 Mins, NP	720.17	742.46
Psychiat Dx Eval, 60 Mins, PA	649.52	669.63
Psychiat Dx Eval, 60 Mins, Psychologist	582.43	600.46
Psychiat Eval Hosp/Other Psych Rprts, 60 Mins, LPHA	376.91	388.57
Psychiat Eval Hosp/Other Psych Rprts, 60 Mins, MD	1,448.23	1,493.06
Psychiat Eval Hosp/Other Psych Rprts, 60 Mins, NP	720.17	742.46
Psychiat Eval Hosp/Other Psych Rprts, 60 Mins, PA	649.52	669.63
Psychiat Eval Hosp/Other Psych Rprts, 60 Mins, Psychologist	582.43	600.46
Psychoeducational Service, 15 mins, Counselor	78.16	80.58
Psychoeducational Service, 15 mins, LPHA	94.23	97.14
Psychoeducational Service, 15 mins, LPT	66.23	68.28
Psychoeducational Service, 15 mins, LVN	77.26	79.65
Psychoeducational Service, 15 mins, MA	53.11	54.75

SCHEDULE OF
2026-27 SERVICE RATES & FEES

Attachment 1
Schedule A

All service rates are presented on an hourly basis unless otherwise indicated. Rates for 2025-26 are shown for comparison purposes only.		
	2025-2026	2026-2027
Psychoeducational Service, 15 mins, MD	362.06	373.26
Psychoeducational Service, 15 mins, NP	180.04	185.62
Psychoeducational Service, 15 mins, OQP	70.89	73.09
Psychoeducational Service, 15 mins, OT	125.43	129.31
Psychoeducational Service, 15 mins, PA	162.38	167.41
Psychoeducational Service, 15 mins, Psychologist	145.61	150.11
Psychsocial Rehabilitation, 15 mins, Counselor	78.16	80.58
Psychsocial Rehabilitation, 15 mins, LPHA	94.23	97.14
Psychsocial Rehabilitation, 15 mins, LPT	66.23	68.28
Psychsocial Rehabilitation, 15 mins, LVN	77.26	79.65
Psychsocial Rehabilitation, 15 mins, MA	53.11	54.75
Psychsocial Rehabilitation, 15 mins, MD	362.06	373.26
Psychsocial Rehabilitation, 15 mins, NP	180.04	185.62
Psychsocial Rehabilitation, 15 mins, OQP	70.89	73.09
Psychsocial Rehabilitation, 15 mins, OT	125.43	129.31
Psychsocial Rehabilitation, 15 mins, PA	162.38	167.41
Psychsocial Rehabilitation, 15 mins, Pharmacist	173.31	178.67
Self-help/peer Svcs, 15 mins, Peer	74.44	76.74
Sign Language or Oral Interpretive Svcs, 15 mins, CHW	N/A	32.87
Sign Language or Oral Interpretive Svcs, 15 mins, Counselor	31.88	32.87
Sign Language or Oral Interpretive Svcs, 15 mins, LPHA	31.88	32.87
Sign Language or Oral Interpretive Svcs, 15 mins, LPT	31.88	32.87
Sign Language or Oral Interpretive Svcs, 15 mins, LVN	31.88	32.87
Sign Language or Oral Interpretive Svcs, 15 mins, MA	31.88	32.87
Sign Language or Oral Interpretive Svcs, 15 mins, MD	31.88	32.87
Sign Language or Oral Interpretive Svcs, 15 mins, NP	31.88	32.87
Sign Language or Oral Interpretive Svcs, 15 mins, OQP	31.88	32.87
Sign Language or Oral Interpretive Svcs, 15 mins, OT	31.88	32.87
Sign Language or Oral Interpretive Svcs, 15 mins, PA	31.88	32.87
Sign Language or Oral Interpretive Svcs, 15 mins, Pharmacist	31.88	32.87
Sign Language or Oral Interpretive Svcs, 15 mins, Psychologist	31.88	32.87
Sign Language or Oral Interpretive Svcs, 15 mins, RN	31.88	32.87
Skills train and develop, 15 mins, Counselor	78.16	80.58
Skills train and develop, 15 mins, LPHA	94.23	97.14
Skills train and develop, 15 mins, LPT	66.23	68.28
Skills train and develop, 15 mins, LVN	77.26	79.65
Skills train and develop, 15 mins, MA	53.11	54.75
Skills train and develop, 15 mins, MD	362.06	373.26
Skills train and develop, 15 mins, NP	180.04	185.62
Skills train and develop, 15 mins, OQP	70.89	73.09
Skills train and develop, 15 mins, OT	125.43	129.31
Skills train and develop, 15 mins, PA	162.38	167.41
Skills train and develop, 15 mins, Psychologist	145.61	150.11
Skills train and develop, 15 mins, RN	147.06	151.61
Subs Nursng Facil Care/Day EM high level, 45+ Mins, MD	1,255.13	1,293.98
Subs Nursng Facil Care/Day EM high level, 45+ Mins, NP	624.15	643.47
Subs Nursng Facil Care/Day EM high level, 45+ Mins, PA	562.92	580.34
Subs Nursng Facil Care/Day EM low level, 20-29 Mins, MD	603.43	622.11
Subs Nursng Facil Care/Day EM low level, 20-29 Mins, NP	300.07	309.36
Subs Nursng Facil Care/Day EM low level, 20-29 Mins, PA	270.63	279.01
Subs Nursng Facil Care/Day EM moderate level, 30-44 Mins, MD	893.08	920.72
Subs Nursng Facil Care/Day EM moderate level, 30-44 Mins, NP	444.10	457.85
Subs Nursng Facil Care/Day EM moderate level, 30-44 Mins, PA	400.54	412.94
Subs Nursng Facil Care/Day EM of Patient, 10-19 Mins, MD	362.06	373.26
Subs Nursng Facil Care/Day EM of Patient, 10-19 Mins, NP	180.04	185.62
Subs Nursng Facil Care/Day EM of Patient, 10-19 Mins, PA	162.38	167.41
Targeted Case Management, 15 mins, Counselor	78.16	80.58
Targeted Case Management, 15 mins, LPHA	94.23	97.14
Targeted Case Management, 15 mins, LPT	66.23	68.28
Targeted Case Management, 15 mins, LVN	77.26	79.65
Targeted Case Management, 15 mins, MA	53.11	54.75
Targeted Case Management, 15 mins, MD	362.06	373.26
Targeted Case Management, 15 mins, NP	180.04	185.62
Targeted Case Management, 15 mins, OQP	70.89	73.09
Targeted Case Management, 15 mins, OT	125.43	129.31

SCHEDULE OF
2026-27 SERVICE RATES & FEES

Attachment 1
Schedule A

All service rates are presented on an hourly basis unless otherwise indicated.
Rates for 2025-26 are shown for comparison purposes only.

	2025-2026	2026-2027
Targeted Case Management, 15 mins, PA	162.38	167.41
Targeted Case Management, 15 mins, Pharmacist	173.31	178.67
Targeted Case Management, 15 mins, Psychologist	145.61	150.11
Targeted Case Management, 15 mins, RN	147.06	151.61
Telephone Assessd Management Svc, 11-20 mins, LPHA	100.51	103.62
Telephone Assessd Management Svc, 11-20 mins, NP	192.05	197.99
Telephone Assessd Management Svc, 11-20 mins, PA	173.21	178.57
Telephone Assessd Management Svc, 11-20 mins, Psychologist	155.31	160.12
Telephone Assessd Management Svc, 21-30 mins, LPHA	163.33	168.38
Telephone Assessd Management Svc, 21-30 mins, NP	312.07	321.73
Telephone Assessd Management Svc, 21-30 mins, PA	281.46	290.17
Telephone Assessd Management Svc, 21-30 mins, Psychologist	252.39	260.20
Telephone Assessd Management Svc, 5-10 mins, LPHA	50.25	51.81
Telephone Assessd Management Svc, 5-10 mins, NP	96.02	98.99
Telephone Assessd Management Svc, 5-10 mins, PA	86.60	89.28
Telephone Assessd Management Svc, 5-10 mins, Psychologist	77.66	80.06
Telephone EM Svc, 11-20 mins, MD	386.19	N/A
Telephone EM Svc, 11-20 mins, NP	192.05	N/A
Telephone EM Svc, 11-20 mins, PA	173.21	N/A
Telephone EM Svc, 21-30 mins, MD	627.57	N/A
Telephone EM Svc, 21-30 mins, NP	312.07	N/A
Telephone EM Svc, 21-30 mins, PA	281.46	N/A
Telephone EM Svc, 5-10 mins, MD	193.10	N/A
Telephone EM Svc, 5-10 mins, NP	96.02	N/A
Telephone EM Svc, 5-10 mins, PA	86.60	N/A
Therapy substitute, 15 Mins, LPHA	94.23	97.14
Therapy substitute, 15 Mins, MD	362.06	373.26
Therapy substitute, 15 Mins, NP	180.04	185.62
Therapy substitute, 15 Mins, PA	162.38	167.41
Therapy substitute, 15 Mins, Psychologist	145.61	150.11
Trans Care Mngmt Svcs: within 14 calendar days, 54 Mins, MD	1,303.41	1,343.75
Trans Care Mngmt Svcs: within 14 calendar days, 54 Mins, NP	648.15	668.21
Trans Care Mngmt Svcs: within 14 calendar days, 54 Mins, PA	584.57	602.67
Trans Care Mngmt Svcs: within 7 calendar days, 75 Mins, MD	1,810.29	1,866.32
Trans Care Mngmt Svcs: within 7 calendar days, 75 Mins, NP	900.21	928.08
Trans Care Mngmt Svcs: within 7 calendar days, 75 Mins, PA	811.90	837.04
Transp mileage, Per Mile, All	0.69	0.71
Transp, staff time, 15 Mins, All	82.55	85.11
Returned check charge for any reason - NSF (per occurrence)	30.93	N/A
SUS Returned check charge for any reason - NSF (per occurrence)	N/A	32.00
<u>Driving Under the Influence (DUI) Administrative Services (per enrollment)</u>		
Program Administrative Rate (per client)	50.00	50.00
Reduced Participation Rate (per client)	5.00	5.00
<u>Medical Records</u>		
Reproduction fee per page	0.25	0.25
Clerical labor per 15 minutes	12.70	13.71
Postage	actual cost	actual cost
Electronic Media (i.e. , CDs or USBs)	actual cost	actual cost
<u>Public Guardian</u>		
Field Visits	100.00	100.00
Staff Hourly Rate	50.00	50.00
Representative Payee Program (monthly fee)	57.00	59.00
Representative Payee Program w/ disability mgmt (monthly fee)	107.00	110.00
LPS Conservatorship Program (monthly fee)	30.00	30.00
Storage Locker 2' X 2.5' X 3' (monthly)	N/A	5.50
Storage Locker 2.5' X 2.5' X 3' (monthly)	N/A	7.00
Storage Locker 2.5' X 3.5' X 3' (monthly)	N/A	10.00
Storage Locker 3' X 8' X 3' (monthly)	N/A	25.00
HUMAN SERVICES AGENCY		
Children Family Services:		

SCHEDULE OF
2026-27 SERVICE RATES & FEES

Attachment 1
Schedule A

All service rates are presented on an hourly basis unless otherwise indicated. Rates for 2025-26 are shown for comparison purposes only.		
	2025-2026	2026-2027
Step Parent Adoption Fee (Initial)	350.00	350.00
Step Parent Adoption Fee (Final Report)	350.00	350.00
Termination of Parental Rights (TPR) Fee	900.00	900.00
Aging and Disability Services:		
Public Administrator (PA):		
Field Visits	100.00	100.00
PA/PG Staff Hourly Rate	50.00	50.00
MEDICAL EXAMINER		
Assist Chief Medical Examiner	410.59	416.52
Associate Forensic Pathologist	378.01	385.28
Chief Hospital Operations-E	270.21	268.19
Chief Medical Examiner	452.53	459.07
Forensic Pathology Technician	77.14	78.30
Sr Medical Examiner Investigtr	130.78	129.71
Staff/Services Specialist II	127.70	139.11
Private Autopsy Cost (Contract Service)	5,990.00	6,065.00
Autopsy Report Packet	52.00	52.00
Proof of Death	18.00	18.00
Investigators (hourly)	200.00	200.00
Professional Consultation Fee (hourly rate) - Doctors	500.00	510.00
Professional Consultation Fee (hourly rate) - Doctors - travel	200.00	200.00
Microscopic Slides Recuts	206.00	206.00
Photographs (scene and/or autopsy)	114.00	114.00
Storage (daily rate)	60.00	60.00
Transportation (flat fee)	285.00	285.00
Tour Fee (flat fee per tour)	200.00	200.00
VENTURA COUNTY PROBATION AGENCY		
ADULT FIELD SERVICES - DIV 2653		
Domestic Violence Program Application/Renewal Fee	250.00	250.00
ADULT ALTERNATIVE SENTENCING PROGRAMS - DIV 2680		
Work Release - Crew Supervision Fee	57.00	57.00
PUBLIC DEFENDER		
Public Defender attorney rate (hourly)	237.00	252.00
PUBLIC WORKS AGENCY		
CENTRAL SERVICES		
Accountant I	91.94	112.22
Accountant II	97.35	113.87
Accounting Technician	89.88	94.10
Administrative Assistant II	87.44	88.24
Administrative Assistant III	N/A	86.26
Administrative Officer II	160.13	148.93
Agency Public Information Officer II	142.29	136.75
Assistant Director - Public Works	319.09	297.13
Director - Central Services	278.38	258.91
Director of Public Works Agency	356.20	331.29
Management Assistant III	86.28	79.61
Manager, Accounting I	153.62	177.58
Manager, Accounting II	156.75	177.58
Office Assistant II	66.34	76.93
Office Assistant III	69.66	N/A
Office Assistant IV	64.97	81.43
Office Systems Coordinator II	85.71	84.40
Office Systems Coordinator III	133.34	111.53
Personnel Analyst III	N/A	143.51
Program Administrator III	131.22	N/A
Program Assistant	126.04	117.75
Principal Accountant	149.28	160.51
PWA Manager I	183.90	N/A
PWA Manager II	184.55	N/A

SCHEDULE OF
2026-27 SERVICE RATES & FEES

Attachment 1
Schedule A

All service rates are presented on an hourly basis unless otherwise indicated. Rates for 2025-26 are shown for comparison purposes only.		
	2025-2026	2026-2027
PWA Manager III	N/A	175.95
Retiree - Extra Help	125.78	110.57
Senior Accountant	126.17	137.29
Senior Accounting Technician	92.70	89.91
Senior Accounting Manager	189.66	189.84
Staff/Services Manager II	154.84	142.40
Staff/Services Manager III	175.78	163.49
Student Worker I - Extra Help	28.89	27.45
Student Worker II - Extra Help	28.89	27.45
Student Worker III - Extra Help	30.22	28.66
Supervising Accounting Technician	98.29	114.45
<u>REAL ESTATE SERVICES</u>		
Administrative Assistant II	N/A	138.82
Agency Leasing Manager	N/A	264.02
Manager Real Estate Services	279.79	284.41
Real Property Agent I	151.09	136.88
Real Property Agent II	180.66	168.11
Senior Real Property Agent	205.13	191.14
Student Worker I - Extra Help	42.61	37.67
Student Worker II - Extra Help	42.61	37.67
Student Worker III - Extra Help	44.56	39.33
<u>DEVELOPMENT SERVICES*</u>		
Engineering Aide	97.16	N/A
Engineer I	177.20	N/A
Engineer II	210.42	N/A
Engineer III	229.71	N/A
Engineer IV	254.69	N/A
Engineering Manager	299.47	408.91
Engineering Technician I	122.64	160.15
Engineering Technician II	131.41	171.60
Engineering Technician III	162.88	182.28
Engineering Technician IV	171.01	231.90
Principal Engineer	304.51	N/A
Public Works Inspector I	133.03	155.20
Public Works Inspector II	165.87	194.79
Public Works Inspector III	158.71	185.48
PWA Manager I	284.54	306.46
PWA Manager II	298.76	318.17
Retiree - Extra Help	83.37	92.93
Senior Engineering Manager	386.20	428.63
Staff/Services Specialist I	191.86	217.67
Staff/Services Specialist II	214.05	244.03
Student Worker I - Extra Help	47.67	57.42
Student Worker II - Extra Help	47.67	57.42
Student Worker III - Extra Help	49.86	59.95
* Rates include costs for Accela Automation upgrade		
<u>ENGINEERING SERVICES</u>		
Administrative Assistant I	105.38	105.72
Administrative Assistant II	99.59	116.39
Administrative Assistant III	124.77	149.72
Contract Support Specialist I	78.44	84.90
Contract Support Specialist II	87.16	101.86
Deputy Director - Public Works Agency	313.01	339.40
Director - Engineer Services	331.74	364.32
Engineering Aide	73.44	N/A
Engineering Technician I	107.82	130.63
Engineering Technician II	99.92	133.48
Engineering Technician III	107.82	127.23
Engineering Technician IV	114.78	138.43
Engineer I	133.94	N/A
Engineer II	159.05	N/A
Engineer III	173.63	N/A

SCHEDULE OF
2026-27 SERVICE RATES & FEES

Attachment 1
Schedule A

All service rates are presented on an hourly basis unless otherwise indicated.
Rates for 2025-26 are shown for comparison purposes only.

	2025-2026	2026-2027
Engineer IV	201.18	218.14
Engineering Manager	263.56	253.20
Management Assistant I	74.73	84.82
Management Assistant II	82.59	95.73
Management Assistant III	103.35	120.41
Office Assistant I	68.18	N/A
Office Assistant II	71.58	N/A
Office Assistant III	85.18	113.22
Office Assistant IV	85.18	104.09
PWA Manager I	188.27	N/A
PWA Manager II	205.80	N/A
Public Works Inspector I	100.55	N/A
Public Works Inspector II	107.72	N/A
Public Works Inspector III	119.97	N/A
Retiree-Extra Help	137.16	N/A
Senior Engineering Manager	290.57	308.31
Senior Public Works Inspector	147.23	159.87
Staff/Services Specialist I	131.43	147.19
Staff/Services Specialist II	147.89	169.85
Student Worker I - Extra Help	30.68	N/A
Student Worker II - Extra Help	30.68	N/A
Student Worker III - Extra Help	32.09	N/A
Supervising Contract Support Specialist	108.00	116.87
<u>SURVEY</u>		
Engineer IV	287.96	300.91
Engineering Aide	103.08	N/A
Senior Engineering Manager	417.84	424.00
PWA Manager I	313.74	318.35
PWA Manager II	342.95	347.98
Survey Technician I	132.69	143.48
Survey Technician II	149.74	170.01
Survey Technician III	183.53	171.37
Survey Technician IV	184.48	191.48
Surveyor I	174.29	195.86
Surveyor II	214.96	241.43
Surveyor III	259.41	278.98
Surveyor IV	272.35	292.92
Retiree - Extra Help	130.76	128.34
Student Worker I - Extra Help	50.14	53.18
Student Worker II - Extra Help	50.14	53.18
Student Worker III - Extra Help	52.44	55.53
<u>WATERSHED PROTECTION*</u>		
Administrative Assistant I	101.19	102.61
Administrative Assistant II	130.05	128.83
Administrative Assistant III	133.28	132.23
Deputy Director - Public Works Agency	306.53	307.41
Director- Watershed Management	319.29	331.97
Engineer I	160.57	156.32
Engineer II	162.23	187.27
Engineer III	199.84	190.52
Engineer IV	237.62	211.59
Engineering Manager	276.94	261.42
Senior Engineering Manager	284.14	281.74
Engineering Technician I	97.74	111.01
Engineering Technician II	104.73	118.94
Engineering Technician III	111.28	126.38
Engineering Technician IV	144.66	156.57
Environmental Restoration Coordinator	125.11	126.33
FCGMA Executive Officer	353.30	359.19
Hydrologist I	123.14	128.78
Hydrologist II	146.53	153.24
Hydrologist III	190.93	190.53
Hydrologist IV	211.76	211.22

SCHEDULE OF
2026-27 SERVICE RATES & FEES

Attachment 1
Schedule A

All service rates are presented on an hourly basis unless otherwise indicated.
Rates for 2025-26 are shown for comparison purposes only.

	2025-2026	2026-2027
Management Assistant I	86.52	94.33
Management Assistant II	98.78	100.27
Management Assistant III	107.51	115.91
Office Assistant I	71.89	82.57
Office Assistant II	73.26	89.06
Office Assistant III	77.18	96.18
Office Assistant IV	82.96	103.39
Planner I	117.79	126.57
Planner II	128.61	141.64
Planner III	153.97	169.69
Planner IV	214.37	228.35
Program Administrator	N/A	156.91
Public Works Inspector I	105.85	105.82
Public Works Inspector II	113.57	113.53
Public Works Inspector III	150.48	139.25
PWA Manager I	233.61	209.23
PWA Manager II	239.45	241.51
PWA Manager III	246.34	257.08
Senior Public Works Inspector	167.98	157.57
Staff/Services Manager I	164.52	164.47
Staff/Services Manager II	176.39	176.34
Staff/Services Manager III	225.98	189.16
Staff/Services Specialist I	144.38	147.26
Staff/Services Specialist II	149.22	152.78
Supervising Contract Support Specialist	85.29	N/A
Water Resource Specialist I	114.62	111.77
Water Resource Specialist II	142.68	128.71
Water Resource Specialist III	143.42	146.43
Water Resource Specialist IV	179.61	183.72
Retiree - Extra Help	191.88	211.51
Student Worker I - Extra Help	37.11	35.26
Student Worker II - Extra Help	37.11	38.04
Student Worker III - Extra Help	38.82	38.04
* Rates include costs for Accela Automation upgrade		
<u>WATERSHED PROTECTION MAINTENANCE</u>		
Contract Support Specialist I	76.05	83.68
Contract Support Specialist II	83.57	91.99
Deputy Director - Public Works Agency	273.43	311.60
Engineer I	128.43	136.47
Engineer II	165.71	162.04
Engineer III	206.88	192.96
Engineer IV	210.63	196.14
Engineering Aide	45.23	44.93
Engineering Manager	219.45	230.63
Engineering Technician I	89.53	95.72
Engineering Technician II	100.61	127.37
Engineering Technician III	102.31	130.93
Engineering Technician IV	133.00	132.89
Equipment Operator I	95.33	97.85
Equipment Operator II	107.98	109.83
Equipment Operator III	112.69	114.62
Equipment Operator IV	116.49	119.92
Maintenance Worker Specialist	108.10	118.60
Management Assistant I	72.46	81.45
Management Assistant II	75.28	86.49
Office Assistant I	66.10	79.81
Office Assistant II	69.39	86.09
Office Assistant III	72.46	92.96
Office Assistant IV	76.27	99.93
Public Works Maintenance Worker I	65.73	69.77
Public Works Maintenance Worker II	69.39	80.22
Public Works Maintenance Worker III	81.31	92.99
Public Works Maintenance Worker IV	102.48	113.73
Public Works Superintendent	176.45	178.50

SCHEDULE OF
2026-27 SERVICE RATES & FEES

Attachment 1
Schedule A

All service rates are presented on an hourly basis unless otherwise indicated. Rates for 2025-26 are shown for comparison purposes only.		
	2025-2026	2026-2027
Retiree - Extra Help	84.14	119.14
Staff/Services Specialist I	153.63	164.28
Staff/Services Specialist II	154.02	166.15
Supervisor - Public Works Maintenance	133.52	147.04
Student Worker I - Extra Help	31.97	32.61
Student Worker II - Extra Help	31.97	32.61
Student Worker III - Extra Help	33.44	34.05
<u>TRANSPORTATION*</u>		
Administrative Assistant I	96.33	92.93
Administrative Assistant II	121.02	119.41
Administrative Assistant III	112.83	114.27
Administrative Assistant IV	128.26	123.74
Deputy Director - Public Works Agency	308.25	290.74
Director - Transportation	339.21	314.35
Engineer I	167.74	124.91
Engineer II	175.54	167.36
Engineer III	196.62	187.36
Engineer IV	212.97	215.34
Engineering Aide	73.71	74.94
Engineering Manager	226.84	219.14
Senior Engineering Manager	271.65	265.37
Engineering Technician I	99.45	114.55
Engineering Technician II	119.99	109.80
Engineering Technician III	125.99	124.07
Engineering Technician IV	131.02	142.16
Management Assistant I	75.02	74.57
Management Assistant II	78.96	81.68
Management Assistant III	104.31	105.53
Office Assistant I	68.43	73.11
Office Assistant II	71.84	78.84
Office Assistant III	75.02	85.14
Office Assistant IV	78.97	91.51
Public Works Inspector I	100.24	99.35
Public Works Inspector II	132.87	97.17
Public Works Inspector III	145.11	119.53
Retiree - Extra Help	125.89	69.71
Staff/Services Specialist I	131.91	139.32
Staff/Services Specialist II	167.67	169.64
Senior Public Works Inspector	133.67	124.19
Student Worker I - Extra Help	33.26	32.69
Student Worker II - Extra Help	33.26	32.69
Student Worker III - Extra Help	34.78	34.13
* Rates include costs for Accela Automation upgrade		
<u>TRANSPORTATION - MAINTENANCE</u>		
Deputy Director - Public Works Agency	324.64	299.63
Engineering Technician I	101.94	111.05
Engineering Technician II	107.04	107.93
Equipment Operator I	110.43	98.69
Equipment Operator II	115.06	103.70
Equipment Operator III	118.36	110.29
Equipment Operator IV	121.97	115.38
Maintenance Welder	130.26	118.42
Office Assistant I	71.14	74.95
Office Assistant II	74.69	80.82
Office Assistant III	89.38	101.72
Office Assistant IV	93.85	93.81
Public Works Maintenance Worker I	71.74	70.45
Public Works Maintenance Worker II	71.74	74.92
Public Works Maintenance Worker III	89.66	90.56
Public Works Maintenance Worker IV	112.68	111.72
Public Works Maintenance Worker Specialist	117.84	121.48
Public Works Superintendent	181.79	173.89
Senior Engineering Manager	261.63	239.70

SCHEDULE OF
2026-27 SERVICE RATES & FEES

Attachment 1
Schedule A

All service rates are presented on an hourly basis unless otherwise indicated. Rates for 2025-26 are shown for comparison purposes only.		
	2025-2026	2026-2027
Senior Tree Trimmer	114.23	103.45
Supervisor - Public Works Maintenance	144.34	146.76
Tree Trimmer I	90.17	85.13
Tree Trimmer II	103.08	96.90
Retiree - Extra Help	35.59	32.50
Student Worker I - Extra Help	33.64	32.03
Student Worker II - Extra Help	33.64	32.03
Student Worker III - Extra Help	35.19	33.44
<u>WATERWORKS</u>		
Accounting Assistant I	73.67	75.38
Accounting Assistant II	78.65	94.36
Senior Accounting Assistant	88.10	108.36
Administrative Aide	84.71	89.48
Administrative Assistant I	96.52	104.68
Administrative Assistant II	102.34	98.21
Administrative Assistant III	109.47	115.72
Administrative Services Director I	198.93	N/A
Contract Support Specialist I	80.22	79.51
Contract Support Specialist II	88.16	87.38
Deputy Director - Public Works Agency	330.35	317.35
Director - Water and Sanitation	315.49	327.55
Engineer I	136.97	135.77
Engineer II	164.98	172.25
Engineer III	198.69	175.97
Engineer IV	240.11	207.96
Engineering Manager	259.25	242.39
Senior Engineering Manager	305.38	296.50
Engineering Technician I	94.81	99.23
Engineering Technician II	118.36	132.98
Engineering Technician III	124.09	136.95
Engineering Technician IV	117.42	122.89
Management Assistant I	76.44	75.33
Management Assistant II	84.44	84.99
Management Assistant III	107.62	114.66
Office Assistant I	69.73	73.80
Office Assistant II	69.32	79.61
Office Assistant III	74.85	85.96
Office Assistant IV	80.45	92.41
Public Works Inspector I	102.66	101.76
Public Works Inspector II	110.15	109.17
Public Works Inspector III	144.81	141.56
PWA Manager I	200.62	217.73
PWA Manager II	214.10	208.58
PWA Manager III	214.10	231.04
Senior Public Works Inspector	161.18	157.61
Senior Water/Wastewater Services Worker	148.47	155.31
Senior Water/Wastewater Laboratory Technician	N/A	155.42
Staff/Services Manager I	159.57	158.16
Staff/Services Manager II	203.91	169.57
Staff/Services Specialist I	142.04	157.48
Staff/Services Specialist II	173.77	183.87
Retiree - Extra Help	257.09	N/A
Student Worker I - Extra Help	35.07	35.15
Student Worker II - Extra Help	35.07	35.15
Student Worker III - Extra Help	36.68	36.70
Water/Wastewater Services Laboratory Manager	207.69	204.72
Water/Wastewater Services Laboratory Technician	118.50	128.25
Water/Wastewater Services Superintendent	205.27	213.57
Water/Wastewater Services Supervisor	180.40	189.91
Water/Wastewater Services Worker Assistant	88.81	97.27
Water/Wastewater Services Worker I	109.09	98.52
Water/Wastewater Services Worker II	124.93	116.77
<u>INTEGRATED WASTE MANAGEMENT DIVISION*</u>		

SCHEDULE OF
2026-27 SERVICE RATES & FEES

Attachment 1
Schedule A

All service rates are presented on an hourly basis unless otherwise indicated.
Rates for 2025-26 are shown for comparison purposes only.

	2025-2026	2026-2027
Administrative Assistant I	84.77	95.75
Engineering Aide	N/A	45.55
Environmental Resource Analyst I	108.23	109.10
Environmental Resource Analyst II	116.08	138.21
Environmental Resource Analyst III	152.93	152.42
Office Assistant III	80.73	N/A
PWA Manager II	190.47	190.51
PWA Manager III	205.21	200.04
Staff/Services Manager I	N/A	168.78
Staff/Services Manager II	155.54	177.22
Staff/Services Manager III	155.54	186.08
Student Worker I - Extra Help	34.45	36.46
Student Worker II - Extra Help	34.45	36.46
Student Worker III - Extra Help	36.03	38.06
* Rates include costs for Accela Automation upgrade		
<u>SURVEY RELATED DEPOSITS / FEES</u>		
Certificate of Correction - Initial Deposit (Actual Cost to be Billed)	600.00	660.00
Corner Record Filing Fee	17.00	17.00
<u>COPIES</u>		
11" x 17" copies	1.10	1.10
Oversize Copies		
18" or 24" copies	1.60	1.60
24" or 30" copies	1.60	1.60
<u>SATICOY LARGE CONFERENCE ROOM</u>		
Hourly rate for entire room (A & B) including audio/visual equipment	13.90	13.90
Hourly rate for entire room (A & B) <u>without</u> audio/visual equipment	10.60	10.60
Hourly rate for room A <u>or</u> B including audio/visual equipment	7.80	7.80
Hourly rate for room A <u>or</u> B <u>without</u> audio/visual equipment	6.00	6.00
Saticoy Large Conference Room Security Deposit Fee	200.00	200.00
<u>OTHER CHARGES</u>		
<u>Record of Survey Checking Fee</u>		
A. 1. First Check	600.00	620.00
2. Subsequent Checks	460.00	480.00
<u>Subdivision Map Charge</u>		
A. 1. Fee Per Map	300.00	300.00
(i). Plus additional fee per parcel/lot	40.00	40.00
<u>Computer Aided Mapping Conversion Fee (CAM)</u>		
A. 1. Fee Per Hour	55.00	55.00
<u>Standard Survey Well Monuments Kit</u>		
A Sales tax of 7.75% to be charged on kit.	502.00	502.00
(Cost includes cast iron frame and cover, PVC sleeve, brass disk, General Services Agency storage costs and labor (ordering & pick-up))		
<u>Appraisal Review Fee:</u>		
Single Family Residences	1,766.00	1,765.00
Non-Complex Commercial Properties	2,579.00	2,585.00
Complex Commercial Properties	3,441.00	3,435.00
The Public Works Agency Real Estate Service Division establish fees for appraisal review services to private consultants representing local public agencies to establish fair market value for real property consistent with the "Real Estate Acquisition Guide for Local Public Agencies" engaged in the acquisition of real property in connections with a federal program or project (49 CRF 24.104).		
RESOURCE MANAGEMENT AGENCY		
Returned check charge Agency-wide - NSF (per occurrence)	40.00	40.00
Copy charges (per copy or printed page)		
Black & White	0.040	0.040
Color	0.110	0.110
Witness Fees and Research	275.00	275.00

SCHEDULE OF
2026-27 SERVICE RATES & FEES

Attachment 1
Schedule A

All service rates are presented on an hourly basis unless otherwise indicated. Rates for 2025-26 are shown for comparison purposes only.		
	2025-2026	2026-2027
(Depositions, court appearances, analysis of records where County is not a party to the action (Gov't Code Sec. 68096.1)) Deposit for first scheduled day of testimony (plus, per State law, any expenses exceeding that amount, if applicable). This deposit is due prior to or upon acceptance of service of subpoena.		
GIS Fees		
Plain Paper Map - Letter, Legal or Tabloid		
Plain Paper Map - Arch D and greater	1/4 of the GIS Specialist hourly rate	1/4 of the GIS Specialist hourly rate
Photo Paper Map - Letter, Legal or Tabloid		
Photo Paper Map - Arch D and greater		
Printing Services		
Large Format Black & White Printing		
20# White Bond (per page)	2.70	2.70
Large Format Color Printing		
Basic Color (per page)	7.50	7.50
Scanning Services		
Grayscale (per page)	2.10	2.10
Color (per page)	3.00	3.00
Special Handling (such as collation, removing binding, staples, repairing torn documents, etc.)	GIS Specialist Rate, minimum 1/2 hour charge	GIS Specialist Rate, minimum 1/2 hour charge
<u>OPERATIONS</u>		
Director Resource Mgmt Agency	191.63	197.11
Deputy Director II Res Mgt Agy	155.13	162.33
Public Information Officer II	37.45	40.75
Manager, Accounting I	106.48	117.42
Senior Program Administrator	102.78	107.57
Manager-RMA Services I	N/A	114.59
Manager-RMA Services II	108.25	N/A
Staff/Services Manager II	103.82	N/A
Staff/Services Manager III	N/A	115.35
Administrative Officer I	97.98	107.89
Program Assistant	82.22	90.37
Management Assistant IV-C	71.07	74.09
Senior Accounting Assistant	52.30	62.02
Office Assistant IV	64.19	79.44
Administrative Aide	54.48	57.33
Accountant II	87.27	86.34
Principal Accountant	97.40	116.26
Accounting Technician	68.70	81.05
Resource Mgmt Agy Tech III	90.44	95.17
GIS Specialist I	77.08	76.49
GIS Analyst	96.58	104.94
Office Systems Coordinator (III/IV)	93.58	90.53
<u>PLANNING:</u>		
Deputy Director RMA- Planning	255.63	254.92
Assist Planning Director RMA	112.95	112.59
Manager - RMA Services I/II - Plnng	188.70	190.52
Admin Assistant II	134.23	129.07
Management Assistant II	112.11	N/A
Office Assistant IV	114.43	142.22
Planner ^{1,2,3}	214.63	229.68
RMA Technician I/II/III - Planning ^{1,2,3}	149.01	150.42
<u>ENVIRONMENTAL HEALTH</u>		
CERTIFIED UNIFIED PROGRAM AGENCY (CUPA)		
Environmental Health Spec II (CUPA)	134.95	127.34
Environmental Health Spec III (CUPA)	172.45	160.25
Environmental Health Spec IV (CUPA)	195.99	199.61
Resource Mgmt Agy Tech I-EH (CUPA)	N/A	90.68
Resource Mgmt Agy Tech II-EH (CUPA)	113.78	N/A
Supervising Environ Hlth Spec (CUPA)	213.35	214.90
COMMUNITY SERVICES		
Environmental Health Spec I (CS)	106.96	99.96
Environmental Health Spec II (CS)	114.01	125.82

SCHEDULE OF
2026-27 SERVICE RATES & FEES

Attachment 1
Schedule A

All service rates are presented on an hourly basis unless otherwise indicated.
Rates for 2025-26 are shown for comparison purposes only.

	2025-2026	2026-2027
Environmental Health Spec III (CS)	135.46	146.26
Environmental Health Spec IV (CS)	169.85	177.40
Resource Mgmt Agy Tech I-EH (CS)	95.22	N/A
Supervising Environ Hlth Spec (CS)	186.20	208.00
VECTOR		
Resource Mgmt Agy Tech II-EH (Vector)	105.62	98.29
Resource Mgmt Agy Tech III (Vector)	134.10	148.31
Environmental Health Spec IV (Vector)	157.97	187.94
Supervising Environ Hlth Spec (Vector)	159.49	194.91
TECHNICAL SERVICES		
Resource Mgmt Agy Tech I-EH (Tech Svcs)	N/A	109.99
Resource Mgmt Agy Tech II-EH (Tech Svcs)	86.01	99.49
Environmental Health Spec IV (Tech Svcs)	153.76	184.30
Supervising Environ Hlth Spec (Tech Svcs)	161.25	200.88
ADMINISTRATION		
Deputy Director II Res Mgt Agy	222.01	236.19
Manager-RMA Svcs I/II	168.64	179.71
Management Assistant III (Admin)	75.75	82.77
Resource Mgmt Agy Tech I-EH (Admin)	90.66	91.29
Resource Mgmt Agy Tech II-EH (Admin)	102.43	116.62
Resource Mgmt Agy Tech III (Admin)	109.07	115.36
Office Assistant I/II/III (Admin)	54.92	75.10
Supervising Environ Hlth Spec (Admin)	N/A	200.60
<u>BUILDING & SAFETY</u>		
Deputy Director II Res Mgt Agy	233.66	232.69
Manager-RMA Services I	168.17	171.52
Senior Plan Check Engineer	162.65	159.08
Building Inspector I	124.33	133.38
Building Inspector II	142.91	163.67
Building Inspector III	150.04	167.01
Building Inspector IV	154.87	169.22
Management Assistant III	93.38	97.50
Plan Check Engineer I	155.39	163.91
Plan Check Engineer II	N/A	192.35
Plan Check Engineer III	214.44	208.17
RMA Tech I/II - B/S	109.35	113.74
<u>CODE COMPLIANCE:</u>		
Deputy Director II Res Mgt Agy	213.72	246.45
Manager-RMA Services II	193.91	201.28
Code Compliance Officer (I/II/III) ^{1,2}	197.51	199.58
Management Assistant I	N/A	74.93
Management Assistant III	66.65	N/A
Resource Mgmt Agy Tech II-B/S ^{1,2}	157.44	177.02
Senior Code Compliance Officer ^{1,2}	224.26	240.18
Senior Paralegal ^{1,2}	161.92	165.61
Rate includes the following:		
¹ Surcharge to partially offset the cost of creating and maintaining digital information.	13.00	13.00
² Surcharge to offset the cost of maintaining the County's General Plan.	12.75	12.75
³ Surcharge to partially offset the cost of the Permit Intake Coordinator.	2.00	2.00
TREASURER-TAX COLLECTOR		
Annual Subscription to Data Files via FTP Subscription	1,300.00	1,500.00
Realty Tax Payment Status Data File	196.00	N/A
Unsecured Supplemental Billing File VenRPT60	N/A	203.00
Redemption Data File (aka TRW Redemption Data File)	179.00	N/A
Redemption Billing File VenRPT10	N/A	204.00
Secured Payment Data File (aka TRW Secured Payment Data File)	197.00	N/A
Secured Billing File VenRPT30 or Secured ARC Payment Status File VenRPT20	N/A	228.00
Secured Extended Roll Data File	208.00	N/A
Secured Extended Roll VenRPT40	N/A	236.00
Unsecured Billing (per data file)	184.00	N/A

SCHEDULE OF
2026-27 SERVICE RATES & FEES

Attachment 1
Schedule A

All service rates are presented on an hourly basis unless otherwise indicated.
Rates for 2025-26 are shown for comparison purposes only.

	2025-2026	2026-2027
Unsecured Billing File VenRPT70	N/A	203.00
Supplemental Cumulative (per data file)	179.00	N/A
Secured Supplemental Billing File VenRPT50	N/A	203.00
Supplemental Billing Info (per data file)	174.00	N/A
Redemption Supplemental Billing File VenRPT15	N/A	203.00
Certified Copies (per copy)	11.00	11.00
Transfer of Credit (per request)	267.00	298.00
Tax Searches (per hour)	86.00	99.00
Returned Item (per statement)	50.00	50.00
Parties of Interest Report of Title (PIRT), (per search)	844.00	845.00
Manual 4 year plan (per establishment)	295.00	306.00
5 year plan (per establishment)	238.00	245.00
Segregation (per requested segregation)	162.00	181.00
Tax Status Certificate (T & P Map), (per certificate)	224.00	259.00
Tax Clearance Certificate (mobile home), (per certificate)	55.00	61.00
Collection cost per dollar (delinquent unsecured property taxes)	0.23	0.23
Secured-Delinquency Cost (per parcel)	30.00	30.00
Cost per Fixed Charge Assessment-Govt Code 50077(b)	0.22	0.40
TOT Registration (per registration)	133.00	159.00
TOT Data File (manual)	78.00	94.00
5 Year Plan Data File (FTP)	120.00	128.00
NSF Paid/Unpaid Data File	120.00	128.00
Site Visit - Secured Power to Sell Local (per parcel)*	107.00	115.00
Site Visit - Secured Power to Sell Remote (per parcel)*	202.00	148.00
Bank Seizure (per seizure)	32.00	36.00
Stale checks data file (per file)	45.00	49.00
Business License Processing Fee	35.00	40.00

*Fees are subject to change based on vendor's current rate.

VENTURA COUNTY LIBRARY

OTHER CHARGES

3-D Printing - per gram	0.10	0.10
Book Club in a Bag - Entire Replacement	180.00	180.00
Book Club in a Bag - Missing Book	10.00	10.00
Collection fee (per referral)	10.00	10.00
Copies/Printing from black & white printer - per page	0.10	0.10
Copies/Printing from color printer - per page	0.50	0.50
Copies/Printing from black & white printer - per page (Minors under 18 yrs of age) May print 10 pgs/day for homework purposes for free	-	-
Copies/Printing from color printer - per page (Minors under 18 yrs of age) May print 10 pgs/day for homework purposes for free	-	-
Damage, unintentional, if item still usable (per item)	3.00	3.00
Exam/Test Proctoring (1st hour)	75.00	75.00
Exam/Test Proctoring (additional whole or part of hour)	50.00	50.00
Internet Hotspots (penalty for placing in Book Drop)	25.00	25.00
Library card replacement (per card)	1.00	1.00
Meeting room rental* - Avenue (conference room; listed cost is total for 3 hrs)	10.00	10.00
Meeting room rental* - Fillmore (meeting room & classroom; listed cost is total for 2 hrs)	25.00	25.00
Meeting room rental* - Fillmore (Meeting room & classroom after hours; listed cost is per hour, 2 hour minimum)	85.78	52.97
Meeting room rental* - Fillmore (Meeting room & classroom after hours less than 48 hours notice; listed cost is per hour, 2 hour minimum)	128.67	79.46
Meeting room rental* - Foster (Topping Room; listed cost is total for 2 hrs)	25.00	25.00
Meeting room rental* - Foster (Topping Room after hours; listed cost is per hour, 2 hr minimum)	85.78	52.97
Meeting room rental* - Foster (Topping Room after hours less than 48 hours notice; listed cost is per hour, 2 hour minimum)	128.67	79.46
Meeting room rental* - Oak Park (conference room; listed cost is total for 4 hrs)	35.00	35.00
Meeting room rental* - Oak Park (film and lecture room; listed cost is total for 4 hrs)	50.00	50.00
Meeting room rental* - Ojai (Twice-Sold Tales meeting room; \$150 deposit, listed cost is total for 3 hrs)	25.00	25.00
Meeting room rental* - Ojai (Twice-Sold Tales meeting room; list cost is total for additional 3 hrs)	25.00	25.00
Photocopies/copies from microfilm (per page)	0.10	0.10

AVERAGE REPLACEMENT PRICE (PER ITEM)

Audio Book- Adult, Juvenile	22.00	22.00
Audio Book - Language	26.00	26.00

SCHEDULE OF
2026-27 SERVICE RATES & FEES

Attachment 1
Schedule A

All service rates are presented on an hourly basis unless otherwise indicated.
Rates for 2025-26 are shown for comparison purposes only.

	2025-2026	2026-2027
Book - Baby	6.00	6.00
Book - Beginning Reader; Fiction, Non-Fiction	21.00	21.00
Book - Fiction; Adult	26.00	26.00
Book - Fiction; Adult, Paperback	12.00	12.00
Book - Fiction; Juvenile, Young Adult	21.00	21.00
Book - Foreign Language, Adult, Fiction and Non-Fiction	26.00	26.00
Book - Foreign Language, Juvenile, Picture Book	22.00	22.00
Book - Juvenile; music/storytelling, with Audio	26.00	26.00
Book - Juvenile; with Audio	22.00	22.00
Book - Large Print; Adult, Juvenile	31.00	31.00
Book - Large Print; Mystery, Adult	31.00	31.00
Book - Large Print; Nonfiction, Adult	31.00	31.00
Book - New Reader, Adult	13.00	13.00
Book - Nonfiction; Juvenile, Young Adult	21.00	21.00
Book - Paperback; Spanish Juvenile, Juvenile, Young Adult Unaccession	6.00	6.00
Book - Paperbacks; Nonfiction	21.00	21.00
Book - Picture Books; Fiction, Nonfiction	22.00	22.00
Book - Reference, Adult Business, Documents, Juvenile	56.00	56.00
Book - Test	31.00	31.00
Compact Disc	26.00	26.00
Chromebook - bag	25.00	25.00
Chromebook - Chromebook	359.99	359.99
Chromebook - Chromebook charging cord (lost or damaged)	25.00	25.00
Chromebook - Mouse	10.00	10.00
Device - Computer Laptop (in-library use only)	1,404.00	1,404.00
Device - Internet Hotspots, Charging Cord (Lost or Damaged)	10.50	10.50
Device - Internet Hotspots, Equipment (Lost or Damaged)	90.00	90.00
Documents - Circulating	56.00	56.00
Interlibrary Loan	46.00	46.00
Leaf blower - leaf blower	N/A	209.00
Leaf blower - battery	N/A	159.00
Literacy Materials	20.00	20.00
Magazine - Adult, Juvenile, Spanish Adult, Spanish Juvenile	9.00	9.00
Puppets - Juvenile	19.00	19.00
Sewing machine - sewing machine	N/A	239.99
Sewing machine - case	N/A	63.99
Ukulele - Bag	25.00	25.00
Ukulele - Tuner	20.00	20.00
Ukulele - Instrument	260.00	260.00
Videos - Feature; Adult, Juvenile	31.00	31.00
*Note 1 - After hours fees include security guard service. Ojai meeting room is owned by Ojai Friends of the Library with the rental rate set in the written agreement from 2017.		
VENTURA COUNTY FIRE PROTECTION DISTRICT		
EMERGENCY SERVICES:		
Firefighter	120.00	119.00
Firefighter Paramedic Premium	8.00	9.00
Engineer	147.00	150.00
Captain	167.00	171.00
Battalion Chief	205.00	221.00
ICS Command and General Staff Position	200.00	213.00
ICS Unit/Group/Division Supervisor	163.00	167.00
ICS Support Position	126.00	127.00
Arson Investigator	122.00	121.00
Fire Control Worker	60.00	66.00
Senior Fire Control Worker	92.00	91.00
Fire Crew Boss	173.00	155.00
Fire Crew Supervisor	222.00	215.00
Fire Equipment Operator	193.00	187.00
GIS Tech/Mapping Specialist	110.00	105.00
Fire Prevention Staff (includes prevention overhead fee and Accela Automation upgrade costs)	168.00	176.00
Fire Prevention Safety Officer (includes prevention overhead fee)	105.00	113.00
Engine	434.00	440.00
Engine Strike Team	2,542.00	2,592.00

SCHEDULE OF
2026-27 SERVICE RATES & FEES

Attachment 1
Schedule A

All service rates are presented on an hourly basis unless otherwise indicated. Rates for 2025-26 are shown for comparison purposes only.		
	2025-2026	2026-2027
Dozer	253.00	253.00
Dozer Strike Team	673.00	677.00
Water Tender	267.00	269.00
Squad	256.00	256.00
Ladder Truck (Tiller)	554.00	559.00
Light and Air	434.00	440.00
HIRT (Hazardous Incident Response Team)	601.00	611.00
Utility Truck	267.00	269.00
Command Vehicle	205.00	221.00
Loader	253.00	253.00
Grader	253.00	253.00
Backhoe	253.00	253.00
LOGS 1 Truck (maximum 10 hr daily rate)*	120.00	121.00
Fuel Tender*	203.00	216.00
CMD 11 Command Post Vehicle per day*	1,500.00	1,500.00
GIS Truck per day*	500.00	500.00
PLANS 11 Trailer 42' w/ 20 kw gen set per day*	1,000.00	1,000.00
OPS 11 Trailer 38' w/ 4 kw gen set per day*	500.00	500.00
LOGS 11 Trailer 26' w/ 4 kw gen set per day*	400.00	400.00
LOGS 12 Support Trailer 14' (Dry) per incident*	500.00	500.00
LOGS 14 Hand Wash Trailer w/ 8 sinks with hot/cold water, potable & grey water storage and 3 kw gen set per day*	400.00	400.00
Potable Water Trailer per day*	150.00	150.00
Demob Trailer (Dry) per day*	400.00	400.00
Octagon 16' diameter Shelter*	150.00	150.00
Helitorch - (6 hour minimum on first and last day)*	61.00	61.00
Terra Torch*	25.00	25.00
LOGS 15 & 16 Towable Light Tower w/ 6 kw gen set w/ 4-1000w lights per day	100.00	100.00
LOGS 20 Event trailer w/ 150 chairs, 25 tables, 12'x16' stage, 4 canopies, small PA system, ice chests and trash cans per incident	500.00	500.00
LOGS 17 Generator trailer -125 kw per day	600.00	600.00
LOGS 18 Combo Shower & Toilet Trailer 2 stalls per day*	300.00	300.00
CMD 12 Command Post Trailer per day*	1,000.00	1,000.00
GS CMD 12 Generator 20 kw per day	400.00	400.00
LOGS 19 Support Trailer (dry) per incident*	500.00	500.00
Portable Generator 2-3 kw per day	40.00	40.00
Portable Light (Glowbug 300 w LED) per day	40.00	40.00
*Rate plus actual labor costs		
For daily rates the time is charged by calendar day (0000-2400). Time in use of 8 hours or less in a day shall be at ½ the daily rate.		
SHOP FEES*:		
Vehicle Repair	146.00	159.00
Information Specialist	274.00	262.00
Mapping Specialist	110.00	105.00
Telecommunications Specialist	175.00	211.00
*Rates for specific contracted services may vary from these fees.		
EQUIPMENT ONLY FEES:		
Per current Federal Emergency Management Agency (FEMA) Schedule of Equipment Rates		
FIRE PROTECTION STANDBY - FILMING:		
Hourly rate of all personnel and equipment used with an eight hour minimum.		
HELICOPTER FEES:		
Per current Operational Agreement between Ventura County Fire Protection District and Ventura County Sheriff		
PREVENTION FEES: (Includes Accela Automation upgrade costs)		
Total Initial Fee includes initial plan check, one re-check of corrections, and not more than five inspection trips per permit.		
Additional plan checks and inspections will be charged at the hourly rate of \$152. A one hour minimum fee will apply and additional 15 minute increments thereafter, in addition to the total initial fee.		
All initial fees are non-refundable and due at time of application. Additional fees may be assessed and are due within 30 days.		

SCHEDULE OF
2026-27 SERVICE RATES & FEES

Attachment 1
Schedule A

All service rates are presented on an hourly basis unless otherwise indicated.
Rates for 2025-26 are shown for comparison purposes only.

	Hours	2025-2026 2025-2026	2026-2027 2026-2027
I. 13 & 13R SPRINKLER OVERHEAD SYSTEMS (NEW BUILDINGS)			
Structures up to 52,000 Total Floor Area	4.50	756.00	N/A
Structures up to 52,000 (1 riser)	4.50	N/A	792.00
Structures Greater than 52,000 Total Floor Area	6.75	1,134.00	N/A
Structures Greater than 52,000 (Multiple risers)	7.75	N/A	1,364.00
II. 13 & 13R FIRE SERVICE UNDERGROUND FOR BUILDINGS AND COMMERCIAL PRIVATE WATER SYSTEMS			
Underground Serving 0-2 Sprinklered Buildings*	3.50	588.00	616.00
Underground Serving Three to Five Sprinklered Buildings	5.50	924.00	968.00
Underground Serving Greater than Five Sprinklered Buildings	8.25	1,386.00	1,452.00
* Fire service serving one or more fire hydrants without buildings			
III. 13 & 13R TENANT IMPROVEMENT (EXISTING BUILDINGS)			
A. Tenant Improvements 100 Heads or Less Without Plans			
Up to 50 Fire Sprinklers	2.25	378.00	396.00
51 to 100 Fire Sprinklers	3.25	546.00	572.00
B. Tenant Improvements With Plans			
Up to 500 Fire Sprinklers	5.00	840.00	880.00
Greater than 500 Fire Sprinklers	7.00	1,176.00	1,232.00
IV. FIRE PROTECTION SYSTEMS MAINTENANCE			
Fee is based per report submitted for review at one time. Reports may include systems as long as the systems are located on the same parcel or within the same property owners association. Only approved CSFM forms shall be used to submit reports.			
Total Systems Reviewed	0.50	84.00	N/A
Fee amount is per fire protection system report.			
Fire Protection Systems Report	0.25	N/A	44.00
V. FIRE HYDRANT LOCATION PLAN REVIEWS FOR PUBLIC HYDRANTS ONLY			
See Private Water Systems (Commercial/Residential) for Private Fire Hydrants			
Public Hydrant Location Review	1.75	294.00	308.00
VI. 13D SPRINKLER SYSTEMS - 1 & 2 SINGLE FAMILY DWELLINGS & TOWNHOMES			
A. New Structures - Per System			
Custom Home	3.75	630.00	660.00
Tract Model Home/Townhome	3.75	630.00	660.00
Tract Non-Model Home/Townhome*	2.00	336.00	352.00
B. Alterations to Existing Structures - Per Dwelling Type			
13D System Alteration - 10 heads or less*	2.00	336.00	352.00
13D System Alteration Greater than 10 heads	3.00	504.00	528.00
*No plan review is required			
VII. RESIDENTIAL PRIVATE WATER SYSTEM - 1 & 2 SINGLE FAMILY DWELLINGS			
Residential Private Water System	3.00	504.00	528.00
VIII. FIRE ALARM SYSTEMS			
For Fire Alarm System Panel Replacements, 50% of the existing initiating devices AND 100% of the new initiating device shall be counted to calculate the correct fee, using table below. For addition and/or relocation of notification devices or addition of cellular dialer, fee shall be calculated at rate of 1 initiating device using the table below.			
1 Device	2.25	378.00	396.00
2 - 10 Devices	3.00	504.00	528.00
11 - 50 Devices	5.00	840.00	880.00
51 - 200 Devices	6.50	1,092.00	1,144.00
Greater than 200 Devices	8.50	1,428.00	1,496.00
IX. HOOD & SPRAY BOOTH SYSTEMS			
Based on the number of nozzles/heads per system.			
1 - 15 Nozzles/Heads	3.00	504.00	528.00
16 - 30 Nozzles/Heads	3.25	546.00	572.00
31 - 50 Nozzles/Heads	4.00	672.00	704.00
Greater than 50	6.25	1,050.00	1,100.00
X. SPECIALIZED FIRE PROTECTION SYSTEMS			
Pre-action Systems (in existing sprinklered buildings)	3.00	504.00	528.00
In-rack Sprinkler System for High-Piled Stock (new and alterations)	5.00	840.00	880.00
Limited Area Sprinkler System	5.00	840.00	880.00
Clean Agent System	4.50	756.00	792.00
Specialized System, Others	5.00	840.00	880.00
XI. NEW CONSTRUCTION BUILDING PLAN REVIEWS			
The initial fee is based on the total floor area of all State Fire Marshal regulated occupancies and			

SCHEDULE OF
2026-27 SERVICE RATES & FEES

Attachment 1
Schedule A

All service rates are presented on an hourly basis unless otherwise indicated. Rates for 2025-26 are shown for comparison purposes only.			
		2025-2026	2026-2027
H occupancies to be reviewed. Floor areas shall be rounded up to the next highest increment of 5,000 square feet. Where multiple buildings of the same type exist, one initial fee shall be paid for each plan type. Only inspection fees shall be paid for each additional building of the same plan type.			
A-Occupancy/E-Occupancy/H-Occupancy per 5,000 square feet	5.00	840.00	880.00
R-Occupancy/I-Occupancy/Other-Occupancy per 5,000 square feet	4.00	672.00	704.00
Tenant Improvement to an Existing A-Occupancy 750 sq ft to 1,500 sq ft	3.00	504.00	528.00
Tenant Improvement to an Existing A-Occupancy greater than 1,500 sq ft	4.00	672.00	704.00
XII. REQUIREMENTS FOR CONSTRUCTION (VCFPD FORM 126)			
Requirements for Construction (VCFPD Form 126)			
New Single Family Dwelling (R-3), Group U Greater than 3,000 SQ FT	2.50	420.00	440.00
New Multi-family, Commercial or Industrial	3.25	546.00	572.00
Additions to Existing Single Family Dwelling (R-3), Groups U Greater than 3,000 SQ FT, Multi-Family, Commercial or Industrial	1.00	168.00	176.00
Requirements for Construction (VCFPD Form 126) Tract Projects			
Single Family Dwelling (R-3), Multi-family tract development, per building in the same construction phase and the same developer.	1.75	294.00	308.00
U Occupancy Projects			
New building or additions to Group U Occupancy less than or equal to 3,000 sq ft.	1.00	168.00	176.00
Energy Storage Systems	3.25	546.00	572.00
Other Projects with Fire Protection Systems			
Fire Protection Systems Emergency Repair	2.00	336.00	352.00
Fire Protection System Inspection	1.00	168.00	176.00
XIII. FIRE CLEARANCE INSPECTIONS FOR LICENSED FACILITIES			
Licensed Care Pre-Inspection for I's, R's and Daycares	1.75	294.00	N/A
Licensed Care Pre-Inspection for I's, R's and Daycares	1.50	N/A	264.00
Licensed Care Initial Fire Clearance	3.00	504.00	528.00
Licensed Residential Care Annual Inspection for R-2.1 and R-4	2.25	378.00	396.00
XIV. R-1 ANNUAL INSPECTIONS			
R-1 Annual Occupancy Inspections: 1-50 Units - Fee is applicable to all hotels, motels and boarding houses per facility under the same ownership at a single property. Does not apply to 1 & 2 single family residences (R-3).	1.50	252.00	264.00
R-1 Annual Occupancy Inspections: Greater than 50 Units - Fee is applicable to all hotels, motels and boarding houses per facility under the same ownership at a single property. Does not apply to 1 & 2 single family residences (R-3).	2.50	420.00	440.00
XV. FILMING & PHOTOGRAPHY REVIEWS			
Film Review - Includes Feature Films, TV Commercials, TV Series, TV Movies, TV Pilot, PSA, Documentaries and Music Videos.*	2.00	336.00	352.00
Student Film Review*	1.50	252.00	264.00
Still Photography Review*	1.00	168.00	176.00
*Permits may be subject to additional conditions, standby fees, fire code permit fees and inspection fees.			
XVI. OPERATIONAL FIRE CODE PERMITS			
Aerosol Products	3.00	504.00	528.00
Combustible Dust Producing Operation	4.00	672.00	704.00
Composting/Mulch Organic Material	5.00	840.00	N/A
Composting/Mulch Organic Material and Wood Product Storage	3.00	N/A	528.00
Compressed Gases*	5.00	840.00	880.00
Compressed CO2 Gas, Beverage Dispensing Greater than 100 lbs.	1.50	252.00	264.00
Cryogenic Fluids*	4.50	756.00	792.00
Energy Storage Systems	4.00	N/A	704.00
Explosive or blasting agents (Handle/Use) (Annual Permit Required)	3.00	504.00	528.00
Explosive or blasting agents (Storage/Handle/Use) (Annual Permit Required)	5.00	840.00	880.00
Fireworks Pyrotechnic Special Effects (Theatrical/Movies)**	1.75	294.00	308.00
Fireworks Aerial & Ground display**	3.50	588.00	616.00
Flammable or combustible liquids*	4.00	672.00	704.00
Floor Finishing, Fruit & Crop Ripening, Fumigation and Insecticides	1.75	N/A	308.00
Hazardous Materials*	4.50	756.00	792.00
Hazardous Production Materials Facilities	5.00	840.00	880.00
High Piled, Combustible Storage	4.00	672.00	704.00
Hot Work Operations, Cutting, Welding & Grinding	2.25	378.00	N/A
Hot Work Operations, Fixed Facility Hot Work Equipment, Mobile Cutting, Welding & Grinding and Hot Work Facility Program	2.25	N/A	396.00
Lithium Battery Storage, in excess of 15 cubic feet and Miscellaneous Combustible Storage	2.25	N/A	396.00
Live Audiences**	2.25	378.00	396.00
LPG- Fixed Tanks and Tank Exchange Site	2.25	378.00	396.00

SCHEDULE OF
2026-27 SERVICE RATES & FEES

Attachment 1
Schedule A

All service rates are presented on an hourly basis unless otherwise indicated.
Rates for 2025-26 are shown for comparison purposes only.

		2025-2026	2026-2027
Oil Wells	2.25	378.00	396.00
Open Flame and Candles - Single Use	0.75	126.00	N/A
Open Burning, Flames, Torches, Candles and Temporary Heating- Single Use.	0.75	N/A	132.00
Agricultural Burning Permits are fee exempt.			
Open Flame and Candles - Ongoing Facility Use	1.75	294.00	308.00
Outdoor Assembly Event with more than 1,000 persons at anytime	2.00	N/A	352.00
Carnivals, Fairs, Concerts, Exhibits, Trade Shows, etc.			
Places of Assembly - Indoor and Outdoor	2.00	336.00	N/A
Places of Assembly	2.00	N/A	352.00
Plant Extraction Facilities	5.00	840.00	N/A
Plant Extraction and Indoor Plant Cultivation Facilities	5.00	N/A	880.00
Spraying or Dipping	3.25	546.00	572.00
Tank Vehicles - Re-Fueler	1.00	168.00	176.00
Tent and Canopy (Temporary Membrane Structures)			
401 to 1600 Square Feet	1.25	210.00	N/A
Greater than 1600 Square Feet	2.25	378.00	N/A
Temporary Membrane Structures, Special Event structures and Tents 401 to 1600 sq ft.	1.25	N/A	220.00
Tents open on all sides and 700 sq ft or less are exempt.			
Temporary Membrane Structures, Special Event structures & Tents Greater Than 1600 sq ft	2.25	N/A	396.00
Other Operational Permits as Specifically Defined in Current Edition of the Fire Code,	3.00	504.00	N/A
Including but not limited to:			
Aviation Facilities, Carnivals & Fairs, Cellulose Nitrate Film, Combustible Fibers,			
Covered & Open Mall Buildings, Dry Cleaning Plants, Energy Storage Systems (ESS)			
Exhibit & Trade shows, Floor Finishing, Fruit & Crop Ripening, Fumigation & Thermal			
Insecticides, Fogging, Industrial Ovens, Liquid or Gas Fueled Vehicles or Equipment			
in Assembly, Buildings, Magnesium Working, Motor Fuel Dispensing Facilities, Organic			
Coatings, Pyroxlin Plastics, Refrigeration Equipment, Repair Garages, Rooftop Heliports,			
Storage or Scrap Tires, Tire Rebuilding Plants, Waste Handling, Wood Product Storage.			
Other Operational Permits as Specifically Defined in Current Edition of the Fire Code,	3.00	N/A	528.00
Including but not limited to:			
Amusement Areas, Aviation Facilities, Cellulose Nitrate Film, Combustible Fibers,			
Covered & Open Mall Buildings, Dry Cleaning Plants, Industrial Ovens, Lumber yards			
and woodworking plants, Liquid or Gas Fueled Vehicles or Equipment in Assembly,			
Buildings, Magnesium Working, Mobile fueling of hydrogen-fueled vehicles, Motor			
Fuel Dispensing Facilities, Organic Coatings, Pyroxlin Plastics, Refrigeration Equipment			
Repair Garages, Rooftop Heliports, Storage or Scrap Tires, Tire Rebuilding Plants,			
Waste Handling Facilities.			
*Fee Includes Construction Permit.			
**Permits will require an additional standby fee and will be charged at the "Fire Prevention Safety Officer" hourly rate, with a six hour minimum.			
RENEWAL: The renewal cost of an Operational Fire Code Permit shall be 50% of the cost of the current initial fee.			
XVII. FIRE PREVENTION MISCELLANEOUS			
Plan reviews or inspections requested after normal working hours, on weekends, or during holidays, will be charged a service fee in addition to the total initial fee. Reviews are based on staff availability and are not guaranteed.			
After Hour Inspection Service Fee	4.00	672.00	704.00
Expedite Plan Review Service Fee	4.00	672.00	704.00
Commercial Photovoltaic Systems	2.25	378.00	396.00
Energy Storage Systems - UL9450A Test Review (Residential Only)	5.25	882.00	924.00
Release of Notice of Non-Compliance - Plus any outstanding fees related to release	3.50	588.00	616.00
Alternate Method or Code Interpretation Request - Per Request	2.75	462.00	484.00
Occupant Load Review	1.25	210.00	220.00
Public Requested Inspections	1.25	210.00	N/A
Public Requested Inspections - not otherwise listed	1.50	N/A	264.00
Grading Plan/Preliminary Access Road & Access Gate Review	2.50	420.00	440.00
Fuel Modification Zone and Landscape Plan Review - R-3 Single Family Dwelling (Per Lot - Up to 500 sq ft of landscape)	1.25	210.00	220.00
Fuel Modification Zone and Landscape Plan Review - R-3 Single Family Dwelling (Per Lot - 501 sq ft and above of landscape area)	2.50	420.00	440.00
Fuel Modification Zone and Landscape Plan Review - Multi-Family, Tract Development, Commercial and Industrial	4.00	672.00	704.00
Fire Protection Plan associated with developments per VCFC Chapter 49 - Preliminary Review	3.00	504.00	528.00

SCHEDULE OF
2026-27 SERVICE RATES & FEES

Attachment 1
Schedule A

All service rates are presented on an hourly basis unless otherwise indicated. Rates for 2025-26 are shown for comparison purposes only.		2025-2026	2026-2027
Fire Protection Plan associated with developments per VCFC Chapter 49 - Final Review	4.00	672.00	704.00
State Mandated AB-38 Real Estate Inspections Compliance Report (AB-38) per transaction request	0.75	N/A	132.00
Special Event Review (1st hour No Charge) - The fully allocated hourly rate will be charged for all time greater than 1 hour.	1.00	168.00	176.00
Code Enforcement: The fully allocated hourly rate will be charged for all personnel used to bring an occupancy into compliance for all time after the second inspection. Additional fees and/or fines may be imposed when a citation is issued.	1.00	168.00	176.00
Discretionary Planning Review - EIR, general plan amendment, specific plan review, planning condition review, variances and zone change review. A one hour minimum fee will apply with additional 15 minute increments thereafter.	1.00	168.00	176.00
Pre-Plan/Pre-App/Consultation - A one hour minimum fee will apply with additional 15 minute increments thereafter.	1.00	168.00	176.00
Other Review Not Listed - A one hour minimum fee will apply with additional 15 minute increments thereafter.	1.00	168.00	176.00
XVIII. COMMUNITY EDUCATION SERVICES			
Captain (discounted at 50%)	0.50 hr	84.00	86.00
Engineer (discounted at 50%)	0.50 hr	74.00	75.00
Firefighter (discounted at 50%)	0.50 hr	60.00	60.00
Fire Prevention Staff (discounted at 50%)	0.50 hr	84.00	88.00
XIX. PUBLIC RECORDS, SUBPOENAS & COPIES			
Subpoenas (VCFD Not Party to Action)-charged in increments of fifteen (15) minutes		\$24/hr	\$24/hr
Subpoenas (VCFD Party to Action)		N/C	N/C
Photo Copy - Black & White: Large Format Plans		\$4/page	\$4/page
Photo Copy - Black & White: ≤ 100 pages		N/C	N/C
Photo Copy - Black & White: >100 pages		\$0.035/page	\$0.035/page
Photo Copy - Color: ≤ 50 pages		N/C	N/C
Photo Copy - Color: > 50 pages		\$0.105/page	\$0.105/page
Compact Disc (CD/DVD)		\$5/CD	\$5/CD
Videos		\$50/hr	\$50/hr
Non-standard duplication - out-sourced for duplication		Actual Cost Incurred	Actual Cost Incurred
Mailing up to 20 pages of 8-1/2" x 11" first class US mail		N/C	N/C
Mailing - Other		Actual Cost Incurred	Actual Cost Incurred
XX. OTHER			
<u>Fire Hazard Reduction Administration Fee - Calendar Year</u>			
January - December 2026		1,996.00	
January - December 2027			2,176.00
<u>Fire Training Facility Classroom Rental</u>			
Other Fire Agencies (per rental day)		50.00	50.00
All Other Requests (per rental day)		100.00	100.00
<u>DUI Accident Response</u>			
The fully allocated hourly rate will be charged for all personnel responding.			
<u>Unwanted Alarm Response</u>			
An unwanted alarm is the activation of an alarm system resulting in a response by the Fire District where an emergency of the kind for which the Alarm System was designed to give notice does not exist. Unwanted alarms greater than 3 per month will be charged the fully allocated hourly rate for all personnel used to bring the alarm system into compliance after the second inspection. Additional fees and/or fines may be imposed when a citation is issued.			
<u>Non-Emergency Public Assistance</u>			
The fully allocated hourly rate will be charged for all personnel responding.			
<u>Fire Protection Standby:</u>			
The fully allocated hourly rate will be charged for all personnel responding.			
<u>Filing Fire Protection Standby</u>			
The fully allocated hourly rate will be charged for all personnel and equipment required with an eight hour minimum			
<u>Hazardous Materials Squad Services:</u>			
Residential Household Spills: No Charge			
All other spills: The fully allocated hourly rate will be charged for all personnel responding.			
<u>Fire Investigation:</u>			
The fully allocated hourly rate will be charged for all personnel responding if the fire was determined to be arson-related and the arsonist can be identified.			
<u>Conference Room Rates:</u>			
Spruce, Mariposa and Poplar - Seats 5-6		\$35/hr or \$280/day	\$35/hr or \$280/day

SCHEDULE OF
2026-27 SERVICE RATES & FEES

Attachment 1
Schedule A

All service rates are presented on an hourly basis unless otherwise indicated.
Rates for 2025-26 are shown for comparison purposes only.

		2025-2026	2026-2027
Cedar, Alder, Elm and Birch - Seats 10-12		\$45/hr or \$360/day	\$45/hr or \$360/day
Magnolia - Seats 16		\$65/hr or \$520/day	\$65/hr or \$520/day
Cypress, Redwood and Maple - Seats 20-26		\$100/hr or \$800/day	\$100/hr or \$800/day
Sequoia - Seats 115		\$200/hr or \$1,600/day	\$200/hr or \$1,600/day
Additional staffing fee if meeting after normal hours.			
Rooms to be put in original configuration at completion of event.			
Fire District Appeals Board Fee			
Single Family Dwelling, owner occupied	5 Hrs	840.00	880.00
All Others	10 Hrs	1,680.00	1,760.00
Not Sufficient Fund (NSF) - Per NSF returned item		30.00	30.00
OVERHEAD RATES:			
In County Overhead Rate:		23.91%	24.80%
Out-of-County Overhead Rate:		14.84%	16.11%
Shop Overhead Rate:		9.77%	10.60%
All fees are based on a finite level of effort and time to complete the task. Any task included herein for which the level of effort exceeds that which is incorporated in the fee shall be charged at a rate that is equal to the appropriate department personnel's hourly cost.			
VENTURA COUNTY SHERIFF'S DEPARTMENT			
Tow Fee (per tow)		230.00	240.00
Mobile Data Terminal (MDT) Rate (per MDT per month)		88.23	93.73
Live Scan Roll Rate		45.00	48.00
Finger Print Hardcard (per card)		45.00	48.00
Finger Print Hardcard (per add'l card)		45.00	48.00
Inmate Email Rate (per email)*		2.25	2.25
*This rate is not inclusive of a vendor GovPay fee per processing transaction			
Report Rate (Per Report/Per Incident/Per Year)		20.00	20.00
NSF Check Fee		52.00	53.00
Concealed Carry Weapon (CCW) License Fees			
New License		440.00	460.00
(50% (\$230) of license fee due at time application for new CCW license is submitted, and is non-refundable if application is not approved. The balance of the fee (\$230) shall be collected upon issuance of the license.)			
Renewal License - Standard		100.00	105.00
Renewal License - Judicial		100.00	105.00
Renewal License - Reserve Officer		100.00	105.00
Amendment/Replacement License		10.00	10.00
Range Fee (per 4 hour block)		320.00	330.00
Helicopter Rates (per hour)			
Helicopter Services:			
Helicopter 3 - Bell 206		4,957.00	4,087.00
Helicopter 6 - Bell UH-IH		6,867.00	7,795.00
Helicopter 8 - Bell 205		9,571.00	10,076.00
Helicopter 9 - Bell 412EPX		6,474.00	5,298.00
Stand-by:			
Helicopter 3 - Bell 206		1,674.00	1,799.00
Helicopter 6 - Bell UH-IH		1,674.00	1,799.00
Helicopter 8 - Bell 205		1,674.00	1,799.00
Helicopter 9 - Bell 412EPX		1,674.00	1,799.00

Planning Division Fee Schedule

County of Ventura • Resource Management Agency • Planning Division
800 South Victoria Avenue, Ventura, CA 93009 • 805 654-2488 • <http://www.vcrma.org/planning/>

Originally Adopted: December 19, 1995
Revised Date: May 19, 2026

Attachment 1 Schedule B
Effective:

CHARGING MECHANISMS

The County's cost recovery program requires that applicable fee(s) or fee deposits be stated in a schedule such as this one. These cost recovery mechanisms are described below:

"Nonrefundable" Fee - A nonrefundable "fixed-fee" is intended to cover the average cost of processing the subject permit or service. Once paid, this fee cannot be refunded if and when the subject application is withdrawn. No additional charges will be billed by the County should the cost of processing exceed the specified amount of this fee.

"Deposit" – means a lump sum cash deposit, based on historical permit application data, which is billed against by the County based on actual County staff time expended, with no billing limit. County billings against the deposit are based upon the work hours expended multiplied by the current Contract Hourly Rate established by the Board of Supervisors. If final County costs do not exceed the deposit amount, the unused portion of the deposit shall be refunded to the applicant. If final County costs exceed the deposit amount, the applicant shall be billed for the balance due pursuant to the fee reimbursement agreement accompanying said deposit.

BILLING POLICIES AND PROCEDURES

Calculating Fees for Service

Whenever a deposit is required for County Planning services, the charge for services shall be based on the applicable contract hourly rate multiplied by the total time spent on the project. Charges for Non-refundable "Fixed-fee" services are calculated based on average time spent to provide such services multiplied by the current Contract Hourly Rate, or the annual staff costs for a program divided by the average annual number of applications processed.

Cost Recovery

The Board of Supervisors adopted the FY 2026-27 Budget Development Manual that, in part, provides for the recommendation of fees on a full cost recovery basis.

Contract Hourly Rate

The Board of Supervisors annually approves contract hourly rates. The contract hourly rate for the Planning Division is calculated to recover direct and indirect costs for chargeable activities, chiefly permit processing. The current contract hourly rate also includes: (1) a surcharge of \$13.00/hour to partially offset the cost of creating and maintaining digital information, the Planning Division Website, and Accela System for electronic permit filing and tracking; (2) a surcharge of \$12.75/hr to offset the cost of maintaining the County's General Plan, (3) a surcharge of \$2.00/hr to partially offset the cost of the Permit Intake Coordinator. In total the current Contract Hourly Rate for services

provided by RMA Planners is \$229.68. The Contract Hourly Rate for services provided by RMA Technicians is \$150.42. These rates include the base hourly rate and the surcharges described above.

Credit for Youth-Serving Non-profits

Applications pertaining to uses sponsored by nonprofit organizations, such as Scouts, 4-H Clubs, and Little Leagues, which are solely youth-oriented shall be credited \$1,500 towards the processing of the subject land use entitlement request.

Billings on Permits for Illegal Uses/Structures

Notwithstanding any provisions in this Planning Division Fee Schedule/Charging Mechanism, there shall be no billing limit on any deposits or fees for application requests processed to legalize or correct violations of County land use ordinances.

Equivalent Fees for Services Not Listed

Where a proposed land use, application or service is not identified in this Schedule, the Planning Director shall review the work characteristics of the proposed use or requested service, in relation to the subject Planning matter, and determine which of the items listed in this Schedule is equivalent in type and processing time to that proposed. The fee or deposit for said use or application shall then be applied to the application requested.

Fees for Deferred Decisions

The Planning Director may defer certain decisions to the Planning Commission in accordance with the Zoning Ordinance. If a decision deferral occurs, no new application fee or deposit is required.

Agencies Reviewing and Billing Against Entitlement Applications

The following agencies, departments and districts are normally involved in the review of land development entitlement requests: Public Works Agency, Environmental Health Division, Air Pollution Control District, Fire Protection District, Sheriff's Department, Agricultural Commissioner's Office and Planning Division. For discretionary land use permits, the Planning Division shall charge and collect a single deposit from the project applicant at the time of application submittal, and all affected agencies will charge against that deposit. For all other permits, these County agencies and departments may independently assess their own regulatory fees.

Required Fees at Application Submittal

The Ventura County Ordinance Code requires that land use applications cannot be accepted for processing unless they are accompanied by the fees/deposits specified in this schedule and the applicable Fee Reimbursement Agreements.

Billing Process

Reviewing agencies and departments are required to maintain time-keeping records during the processing of entitlements. The Operations Division of the Resource Management Agency (RMA) monitors project charges and sends out statements/bills on a monthly basis. The original deposit will be applied to the current charges and the bill may show a credit or debit balance. Until the charges exceed the deposit no payment is due. Any bill thereafter will show the current charge and be due and payable upon receipt. When the case is closed a final bill will be sent out to the responsible party listing the balance due. This balance due must be paid promptly in order to avoid accruing late fees and generating possible sanctions against one's entitlement. If the project is denied, or

the application is withdrawn or closed out prior to a final decision, the case is closed and total processing costs are calculated by RMA Operations. If costs exceed the deposit, RMA Operations will bill the applicant for these costs up to the billing limit, if applicable.

If total costs are less than the deposit, a refund will be issued, unless there are outstanding costs owed the County by the same party. In such cases any balance will be applied to the amount owed. If, in the course of processing an application, the applicable billed fees and charges have not been paid within 45 days, the County may suspend processing the application, or after a hearing, DENY such application based on the applicant's failure to pay said fees and charges.

Late Fees (for Late Payment)

Charges are due and payable within 30 days of billing. Invoices unpaid after thirty (30) days will incur a 2% late fee, compounded monthly.

Standing Accounts

Persons or entities who frequently file applications with the Division may deposit, in trust, a sum of money against which County processing fees can be billed. The amount of this type of deposit or standing account and the billing terms shall be established by the Planning Director in consultation with the requesting person or entity.

Deposits and Billings for Projects with Multiple Entitlements

Where a project requires the filing of multiple land use entitlements, a single deposit fee with no billing limit may be assessed and collected. This single deposit fee shall be the highest of the required filing fees or deposits associated with the multiple land use entitlements and there shall be no billing limit. This calculation of a single deposit fee shall be in addition to and separate from the calculation and payment of a Late Filing Fee.

Treatment of Parties with Past Delinquent Accounts

All fees, charges, and deposits submitted or paid by an applicant or party owing RMA Planning Division money will be applied first to unpaid bills of more than 30 days and thereafter to the current application request. The deposit for an application shall be increased by 50% where it is determined the party signing the Reimbursement Agreement has had past bills outstanding for more than 90 days.

MISCELLANEOUS ENTITLEMENTS OR SERVICES

Zoning Clearance

Standard Application Fee to Review Construction/Demolition Zoning Clearances	\$55	This \$55 fee will be applied to the cost of the Zoning Clearance
Additions to Existing Buildings/ Structures	\$333	Plus \$50 per additional lot/unit/structure (nonrefundable)
Construction of New Principal or Accessory Agricultural Structures	\$333	Plus \$50 per additional lot/unit/structure (nonrefundable)
Construction of New Residential Units and New Detached Residential Structures (i.e. workshops, studios, accessory garage, etc.)	\$444	Plus \$50 per additional lot/unit/structure (nonrefundable)
Simple Structure: Carports, patio covers, decks, pools, spas, fences over 7 feet, sheds, pergolas, outdoor barbeque structures, agricultural electric service, animal shade structures, fireplaces, non-commercial antenna and the like, etc.	\$193	Plus \$35 per additional lot/unit/structure (nonrefundable)
Demolition of Existing Structures	\$193	(Nonrefundable)
Ministerial Tenant Change in an Existing Commercial or Industrial Building Tenant Space	\$193	(Nonrefundable)
Home Occupation that does not require a waiver	\$93	(Nonrefundable)
Re-review of any Zoning Clearances or related plot plans	\$100	Plus \$35 per additional lot/unit (nonrefundable)

Requiring Special Review (e.g., designated historic sites, structures over 50 years in age that are potentially historic, or projects located in areas with Area Plan design standards, and Overlay Zone (DKS-Dark Skies Ordinance provisions, Scenic Resource Protection etc.) See also the Habitat Connectivity and Wildlife Corridors Permitting for applicable fee (pg. 11)	\$411	(Nonrefundable) This fee is added to the base Zoning Clearance fee and includes projects subject to overlay zone requirements.
Requiring Field Inspections, Design Review, or Zoning Clearances that Require Waivers	\$330	Deposit
Accessory Dwelling Units	\$680	(Nonrefundable)
¹ Pursuant to Government Code section 65852.2(e), accessory dwelling units that meet the provisions listed in the Non-Costal Zoning Ordinance 8107-1.1.1(a) will require a building permit only.		
6409(a) Compliant Wireless Communication Facility Modification	\$580	(Nonrefundable)
Non-6409(a) Compliant Wireless Communication Facility Modification	\$365	(Nonrefundable)
Ministerial Multi-family Zoning Clearance (e.g., processing for Residential High Density (RHD) zones, streamlined multi-family housing per state law)	\$1,200	Deposit
Oil and Gas Zoning Clearances that require special review	\$330	Deposit
Emergency Shelter Zoning Clearance	\$600	Deposit
Residential Ground Mounted Solar Energy Systems (Does not apply to ground mounted equipment that exceeds ministerial standards, and ground mounted solar systems in the coastal zone not exempt from obtaining a coastal planned development permit or site plan adjustment.)	\$333	(Nonrefundable)
Use Inauguration Related to a Permit	\$393	(Nonrefundable)
Commercial Cannabis Activity Zoning Clearance	\$2,518	(Nonrefundable)

Farmworker and Animal Caretaker Limited Term Trailer Permit Zoning Clearance	\$776	(Nonrefundable)
Tree Permit Review		
Ministerial		
Not requiring field inspection (i.e., hazardous/conflicting removal)	\$193	(Nonrefundable)
Requiring review by County arborist or any supplemental consultant evaluation; or pursuant to Section 8107-25.6(i) of the NCZO for reasonable use of property	\$393	(Nonrefundable)
Requiring Field Inspection by County arborist	\$330	Deposit
Discretionary (Note: Where a discretionary tree permit is associated with another discretionary entitlement application, then: (1) the fee for the tree permit is not required; and (2) all charges for time spent on the tree permit application will be included in the associated discretionary billing account.)	\$750	Deposit
Mitigation Charges	--	Based on the calculated value of the loss.
Tree Trimmer Certification	\$89	(Nonrefundable)
Variance		
Variance	\$2,000	Deposit
Administrative Variance		
Administrative Variance	\$1,000	Deposit
Reasonable Accommodation		
Reasonable Accommodation	\$310	Deposit – Cost not to exceed \$1,000
Emergency Use Authorization/Emergency Coastal Development		
Emergency Use Authorization/Emergency Coastal Development Permit	\$1,000	Deposit
Time Extensions & Temporary Uses		
Continuation of Nonconformity	\$1,000	Deposit
Expansion of Nonconforming Use	\$1,000	Deposit

Temporary dwelling/ office during construction	\$193	(Nonrefundable) plus surety deposit as determined by the Planning Director
Temporary keeping of animals (per Section 8113-4 NCZO)	\$300	Deposit
Mobile Home Park Program Fees		
Discretionary Rent Increase Request and expert peer review pursuant to Section 81007 of the Mobile Home Park Rent Control Ordinance	\$585	Deposit
New Capital Improvement Request pursuant to Section 81006 of the Mobile Home Park Rent Control Ordinance	\$585	Deposit
Utility Separation Request pursuant to Section 81005(e) of the Mobile Home Park Rent Control Ordinance	\$500	Deposit
<p>Program Administration Cost</p> <p>This fee is set through annual accounting of the cost of the services provided to mobile home park owners and residents by Planning staff. The fee is proportionate to the services rendered to owners and residents by Planning staff during the prior three years. For the 2024-2026 time period, the percentages shall be as follows: residents 46%; owners 54%.</p>	\$20.65	Per space per year (nonrefundable)
Violations of the Mobile Home Park Rent Control Ordinance (Note: Service Reductions confirmed by the Mobile Home Park Rent Review Board are violations.)	--	Full cost recovery based on current approved hourly rate
Mobile Home Park Closure Permit		
Mobile Home Park Closure Permit	\$1,500	Deposit
Cultural Heritage Program Fees		
<p>Cultural/ Historical Resource Sites*</p> <p>*The fees listed for Cultural Heritage Board services on the Ventura County Planning Division Fee Schedule are for properties located in the unincorporated areas only. For projects within city limits, the County has agreements in place to cover County staff time to process these applications, but rates are set by the cities. Applicants are encouraged to contact the appropriate City for information on specific fees and billing practices.</p>		

Administrative Certificate of Appropriateness or Certificate of Review	\$322	(Nonrefundable)
Administrative Certificate of Appropriateness or Certificate of Review requiring a site visit or special review	\$429	(Nonrefundable)
Cultural Heritage Board Certificate of Appropriateness or Certificate of Review	\$962	(Nonrefundable)
Cultural Heritage Board Certificate of Appropriateness requiring an environmental document	\$500	Deposit
Mills Act Contract	\$610	Deposit
Mills Act Site Inspection	\$580	(Nonrefundable)
Mills Act Contract Self Certification	\$143	(Nonrefundable)
Duplicating Services		
Copying per general Public Records Act requests	B&W - \$0.040 Color - \$0.110	Per copy or printed page
Certified/Subpoena Documents	\$0.10 + \$24.00	\$0.10 per page plus \$24 per hour (to the nearest quarter hour).
Copying recorded audio tapes	\$15	Per tape/CD (includes tape/CD)
Transcribing and reviewing recordings of meetings	\$300	Deposit
Research & Report Preparation Service		
Review of Interior Accessory Dwelling Unit or any Amnesty Accessory Dwelling Unit (AB2533, Government Code 66332)	\$93	(Nonrefundable)
Computerized Legal Notice Mailing Address List (when available)	\$183	(Nonrefundable), plus \$15 for each additional list (collected on behalf of RMA GIS)
Digital GIS Information	\$137	Per layer; \$1,500 annual subscription to all RMA GIS layers of information

Request for Public Hearing and/or CEQA Noticing	--	Per hour charge of the GIS Specialist rate with a minimum half hour charge. At the time of payment, noticing is valid from January through December of the current calendar year. Must be renewed each January at half the cost of the minimum fee.
General research and report preparation, including research on individual lots and inquiries/review of Environmentally Sensitive Habitat Area (ESHA) on an individual lot	\$393	(Nonrefundable) or a deposit determined by the Planning Director based on estimated time to complete the project
"Rebuild Letter" or ABC Zoning Affidavit Verification	\$143	(Nonrefundable)
Vicinity Map/Aerials for Application Submittals	\$17	Per sheet
Pre-Submittal Review/Consultation		
Pre-Submittal Review	\$500	Deposit
Environmentally Sensitive Habitat Area (ESHA) pre-application review and consultation pursuant to Coastal Area Plan 4.1.3-3, Program 2	\$1,000	Deposit
Project Concept Review	\$2,543	(Nonrefundable) (This fee is waived for proposed 100% affordable housing residential projects.)
Street Name Change		
Street Name Change	\$1,000	Deposit
Condition Compliance Review		
Periodic on-going condition compliance reviews/inspections and CEQA Mitigation Monitoring and Reporting for the life of the permit.	\$500	Deposit, unless a greater amount is specified in the permit conditions

Periodic condition compliance review/inspection of oil and gas exploration and production facilities not subject to permit with condition compliance account as initiated by the Planning Director pursuant to NCZO section 8114-3.4 or CZO section 8183-5.4	--	Full Cost Recovery based on adopted hourly rate(s), as amended.
Film Permit (Ministerial Zoning Clearance)		
Film Location Fee for Occasional Filming Activities	\$283	(Nonrefundable) For 1 st site/location, \$166 for each additional site/location
Film Location Fee for Occasional Filming Activities requiring a waiver or special review	\$469	(Nonrefundable) For 1 st site/location, \$300 for each additional site/location
Permit Amendment/ Modification	\$190	(Nonrefundable) For minor changes to a film permit that has already been issued that do not require a waiver (e.g., extending film days, shifting production schedules, adding film locations, etc.).
Permit Amendments/ Modifications Requiring a Waiver	\$351	(Nonrefundable) For minor changes to a film permit that has already been issued, but where waivers are required.
Still Photography Location Fee for Occasional Filming Activities	\$165	(Nonrefundable) For 1 st site/location, \$140 for each additional site/location
Film Permit Application Fee	\$376	(Nonrefundable)
Equivalency Determination		
Equivalency Determination	\$500	Deposit
Equivalent Fee for Services Not Listed		
Services Not Listed	--	Amount determined by Planning Director

Habitat Connectivity and Wildlife Corridors Permitting		
Ministerial Permits (Zoning Clearances requiring Special Review)	\$375	(Nonrefundable) This fee is added to the base Zoning Clearance fee and includes projects subject to overlay zone requirements.
Reconsideration of a Surface Water Feature Designation (Special Discretionary Review)	\$340	Deposit (Pursuant to Section 8109-4.8.3.5(d) of the Non-Coastal Zoning Ordinance, the first hour of County staff time expended to process the reconsideration request shall be at no cost to the applicant; the applicant shall be responsible for the cost of all subsequent County staff time expended to process the reconsideration request.)
GENERAL PLAN AMENDMENTS & ZONE CHANGES		
General Plan Amendments	\$3,000	Deposit
Ordinance Amendments	\$3,000	Deposit
Zone Change	\$3,000	Deposit
SUBDIVISIONS & MAPS		
Tentative Tract Map	\$2,500	Deposit
Tentative Parcel Map	\$2,000	Deposit
Ministerial Subdivisions pursuant to state law (SB 9)	\$2,000	Deposit
Conservation Subdivision	\$2,000	Deposit
Lot Line Adjustments	\$500	Deposit
Voluntary Mergers	\$500	Deposit
Map Amendment	\$750	Deposit
Conditional Certificate of Compliance	\$1,000	Deposit
Reversion to Acreage	\$500	Deposit
DEVELOPMENT PERMITS/ENTITLEMENTS		
Planned Development Permits		
Agriculture & accessory uses thereto	\$1,500	Deposit

Commercial/Industrial, Institutional and/or other uses	\$2,000	Deposit
Residential	\$1,500	Deposit
Waste Processing & Recycling facilities and centers	\$4,000	Deposit
Wildlife Corridor Vegetation Removal for Fuel Modification within a Surface Water Feature	\$0	Pursuant to Sec. 8109-4.8.3.5(a)
Conditional Use Permits		
Agricultural and accessory uses thereto	\$1,500	Deposit
Commercial/Industrial, Institutional, Public Uses, and other (Coastal: Includes non-County initiated public works projects, parking lots and non-County initiated recreational uses)	\$2,000	Deposit
Mobile home park	\$1,500	Deposit
Natural resource development including renewable energy, mining, borrow areas or gravel quarries and accessory processes	\$4,000	Deposit
Oil and gas exploration/ production (includes pipelines and transmission lines in Coastal Zone only)	\$2,500	Deposit
Recreational vehicle park, camps, and campgrounds	\$1,500	Deposit
Residential and accessory uses thereto	\$1,500	Deposit
Waste treatment and disposal & recycling	\$4,000	Deposit
Wireless Communication Facilities	\$6,000	Deposit – At any time during permit processing, the Planning Director may require that the deposit be replenished in an amount determined by the Planning Director.

MODIFICATION, REVOCATIONS & APPEALS TO ENTITLEMENTS

Modification Application		
Major	--	Equivalent to deposit fee for type of entitlement
Minor	\$750	Deposit
Wireless Communication Facilities	\$3,000	Deposit – At any time during permit processing, the Planning Director may require that the deposit be replenished in an amount determined by the Planning Director.
Permit Adjustment and Coastal Site Plan Adjustment		
Standard	\$500	Deposit
Minor (as determined by the Planning Director)	\$375	(Nonrefundable)
Modification, Suspension or Revocation Application		
Modification, Suspension or Revocation Application (non-applicant filing)	--	Equivalent to deposit fee for type of entitlement
Appeals		
Appeals related to entitlements or Planning Director and Planning Commission determinations	\$4,000	(Nonrefundable)
Coastal Appeals		
Coastal Appeals	\$0.00 or up to \$1,000	No fee if project is appealable to the Coastal Commission, unless the Coastal Commission approves an ordinance amendment authorizing a fee. Said fee would be a \$1,000 deposit/billing limit. No billing limit where the appeal is of a violation.

ENFORCEMENT OR COMPLIANCE RELATED ACTIONS

Late Filing Fees		
Violation Late Filing Fees	Up to \$1,000	An amount equal to the specified fee for each of the required entitlements but not to individually exceed \$1,000 (nonrefundable). See applicable County Zoning Ordinance Sections. This fee will be collected by the Planning Division and forwarded to the appropriate division.
Abatement Releases		
Releases from Notice of Non-Compliance, Liens, and other recorded documents	\$250	(Nonrefundable) per document
Informal Office Hearing		
Informal Office Hearing	\$626	(Nonrefundable)
Bond/Surety		
Compliance Review and Release	\$500	Deposit
Substitution/Transfer	\$250	Per financial instrument (nonrefundable)
Field Compliance Check and Probation Inspection		
Field Compliance Check and Probation Inspection	\$393	Per Inspection (nonrefundable)
Compliance/Settlement Agreement		
Agreement Preparation (basic agreement and repayment plan)	\$393	(Nonrefundable)
Agreement Preparation (complex agreement or addendum)	\$783	(Nonrefundable)
Compliance Agreement Amendment	\$197	(Nonrefundable) For non-county-initiated amendments to an existing compliance agreement. Fee applies to each amendment.

SMARA Program		
SMARA Program Administration Annual administrative/consultant services assessed pursuant to California Public Resources Code Section 2207(e)	--	Deposit may be adjusted by the Planning Director based on anticipated annual costs
Mine Inspections and Financial Assurance Review	—	Full cost recovery based on current approved hourly rate
Review of proposed Reclamation Plans prepared pursuant to SMARA	\$4,000	Deposit
Review of Major Reclamation Plan Amendment	\$2,000	Deposit
Review of Minor Reclamation Plan Amendment	\$750	Deposit
Agricultural Mining Permit pursuant to 8107-9.8 of the Non-Coastal Zoning Ordinance	\$1,000	Deposit
Vested Rights Determination	\$2,000	Deposit
ENVIRONMENTAL DOCUMENT OR SPECIAL STUDY PREPARATION		
Special Consultants Used in initial studies or preparation of MNDs, EIRs and Environmental Mitigation Monitoring	--	Total prepayment or posting of an acceptable bond for the consultant's estimated cost
Biological Study Review County ISAGs – Administrative Supplement to State CEQA Guidelines, Section 11	\$2,500	Deposit
Wireless Communication Facility Technical Review Per NCZO Section 8107-45.8	\$3,500	Deposit
Appeals Related to the environmental document determination	\$4,000	(Nonrefundable)
MISCELLANEOUS FEES		
Credit Card/ATM Card Processing Fee	--	Fee established by Board of Supervisors contract for said services

Witness Fees and Research (Depositions, court appearances, analysis of records where County is not a party to the action (Gov't. Code Sec. 68096.1)	\$275	Deposit for first scheduled day of testimony (plus, per State law, any expenses exceeding that amount, if applicable). This deposit is due prior to or upon acceptance of service of subpoena. For each subsequent scheduled day of testimony, plus applicable expenses per State law, witness fees shall be charged at the current County Contract hourly rates of the personnel testifying in the case.
ABC Public Convenience or Necessity Determination	\$783	(Nonrefundable)
Returned Check Charge	\$40	(Nonrefundable)
Publishing Legal Notices	--	Prevailing rate established by publisher
Bilingual Legal Notice and/or Interpretation Service Charge for Discretionary Permit Application Processing in a County Disadvantaged Community	--	Prevailing rate established by publisher Interpretation costs per contract provider fee schedule
Recording Documents	--	Prevailing rate of the Recorder's Office
Qualified Biologist Consultant List Registration/ Update	\$207	(Nonrefundable)

**Related Fees Established by State Agencies and
not part of the Adopted County Fee Schedule
(Provided For Information Only)**

California Department of Fish and Wildlife (CDFW) Fees*

(January 1, 2026 through December 31, 2026)

Payable to Ventura County Clerk

These fees are subject to change and are listed for informational purposes only. For current fees and a description of the CDFW review process, visit <https://www.wildlife.ca.gov/Conservation/CEQA/Fees>

EIR	\$4,227.50	(Nonrefundable)
ND/MND	\$3,043.75	(Nonrefundable)
Environmental Document pursuant to a Certified Regulatory Program	\$1,437.25	(Nonrefundable)
Document Handling Fee to County Clerk and Recorder	\$50.00	(Nonrefundable)

Code Compliance Fee Schedule

County of Ventura • Resource Management Agency • Code Compliance Division

800 South Victoria Avenue, Ventura, CA 93009 • 805 654-2463 • <http://www.vcrma.org/codecompliance/blu/index.htm>

Originally Adopted: June 2, 2009
Revised Date: May 19, 2026

Attachment 1 Schedule C
Effective:

CHARGING MECHANISMS

The County's cost recovery program requires that applicable fee(s), service rates or fee deposits be stated in a schedule such as this one. These cost recovery mechanisms are described below:

1. "Nonrefundable" Fee - A nonrefundable "fixed-fee" is intended to cover the average cost of processing the subject permit or service. Once paid, this fee cannot be refunded if and when the subject application is withdrawn. No additional charges will be billed by the County should the cost of processing exceed the specified amount of this fee.
2. "Deposit" – means a lump sum cash deposit which is then billed against by the County based on actual County staff time expended, with no billing limit. County billings against the deposit are based upon the work hours expended multiplied by the current Contract Hourly Rate established by the Board of Supervisors. If final County costs do not exceed the deposit amount, the unused portion of the deposit shall be refunded to the applicant. If final County costs exceed the deposit amount, the applicant shall be billed for the balance due pursuant to the fee reimbursement agreement accompanying said deposit.

BILLING POLICIES AND PROCEDURES

1. Calculating Fees for Service

Whenever a deposit is required for County Code Compliance services, the charge for services shall be based on the applicable contract hourly rate multiplied by the total time spent on the project. Charges for Non-refundable "Fixed-fee" services are calculated based on average time spent to provide such services multiplied by the current Contract Hourly Rate, or the annual staff costs for a program divided by the average annual number of violations processed.

2. Cost Recovery

The Board of Supervisors adopted the FY 2026-27 Budget Development Manual that, in part, provides for the recommendation of fees on a full cost recovery basis.

3. Contract Hourly Rate

The Board of Supervisors annually approves contract hourly rates. The contract hourly rate for Code Compliance Division is calculated to recover direct and indirect costs for chargeable activities. The current contract hourly rate also includes: (1) a surcharge of \$13.00/hour to partially offset the cost of maintaining digital information and Accela System for electronic violation tracking and; (2) a surcharge of \$12.75/hour to offset the cost of maintaining the County's General Plan. The current Contract Hourly Rate for services provided by: (1) Code Compliance Officer is \$199.58; (2) the RMA Technician

II (B/S) is \$177.02; (3) the Sr Paralegal is \$165.61; and (4) Sr Code Compliance Officer is \$240.18.

4. Equivalent Fees for Services Not Listed

Where a proposed Code Compliance service is not identified in this Schedule, the Code Compliance Director shall review the work characteristics of the proposed service in relation to the subject code compliance matter, and determine which of the items listed in this Schedule is most equivalent in type and processing time to that proposed. The fee or deposit for said use or application shall then be applied to the requested service.

5. Required Fees

The Ventura County Ordinance Code requires that services not be provided nor permits be issued until all required fees/deposits are paid. Thus, no services may be rendered nor permits issued unless they are accompanied by the fees/deposits specified in this schedule.

6. Billing Process

Code Compliance staff is required to maintain time-keeping records for all cases and associated permits. The Operations Division of the Resource Management Agency (RMA) monitors project charges and sends out statements/bills on a monthly basis. Prior to closing a case, a final bill will be sent out listing the balance due. This must be paid promptly to avoid accruing late fees.

7. Late Fees (for Late Payment)

Charges are due and payable within 30 days of billing. Invoices unpaid after thirty (30) days will incur a 2% late fee, compounded monthly.

Late Filing/Investigation Fees (Permits after construction/use inauguration)

In addition to the standard permit fees collected by the Building and Safety Division and/or the Planning Division, when a permit is issued for a building, structure or activity on a property issued a Notice of Violation because such building, structure or activity took place without the proper permits, a late filing fee and/or an investigation fee is collected on behalf of the Code Compliance Division. The late filing fee is collected by the Planning Division at the time the application for the appropriate land use permit is filed. The investigation fee is collected by the Building and Safety Division prior to, or at the time, of permit issuance. The amount of the fees shall be as established within the adopted Planning Division Fee Schedule and/or the adopted Building Code (Article 2, Chapter 1, Section 108.4.1 of Ordinance No. 4369).

ENFORCEMENT OR COMPLIANCE RELATED ACTIONS

Abatement Releases

Releases from Notice of Non-Compliance, Liens, and other recorded documents	\$257	(Nonrefundable) per document
---	--------------	------------------------------

Informal Office Hearing

Informal Office Hearing	\$532	(Nonrefundable)
-------------------------	--------------	-----------------

Field Compliance Check and Probation Inspection

Field Compliance Check and Probation Inspection	\$414	Per Inspection (nonrefundable)
---	--------------	--------------------------------

Compliance/Settlement Agreement/Enforcement Deferment Agreement

Agreement Preparation (basic agreement and repayment plan)	\$563	(Nonrefundable)
--	--------------	-----------------

Agreement Preparation (complex agreement involving multiple and/or discretionary permits)	\$1,023	(Nonrefundable)
---	----------------	-----------------

Accessory Second Dwelling Unit Enforcement Deferment Agreement (for illegal ADU established prior to 1-1-20).	\$646	(Nonrefundable)
---	--------------	-----------------

FEES FOR SERVICES

Copy Services: Provide copies of documents, diagrams, tables, and other data.	B&W - \$0.040	Per copy or printed page
	Color - \$0.110	

Certified/Subpoena Documents	\$0.10 + \$24.00	\$0.10 per page plus \$24 per hour (to the nearest quarter hour).
------------------------------	---------------------------------	---

Records Research: Research of records for other than the property owner – per address (copying costs shall be in addition to the research charge).	--	The lesser of Contract Hourly rate or \$24.00 per hour. A deposit, in an amount determined by the Division Director, may be required for research requests estimated to require significant staff time.
---	----	---

MISCELLANEOUS FEES

Witness Fees and Research (Depositions, court appearances, analysis of records where County is not a party to the action (Gov't. Code Sec.68097.2))	\$275	Deposit for first scheduled day of testimony (plus, per State law, any expenses exceeding that amount, if applicable). This deposit is due prior to or upon acceptance of service of subpoena. For each subsequent scheduled day of testimony, plus applicable expenses per State law, witness fees shall be charged at the current County Contract hourly rates of the personnel testifying in the case.
Credit Card/ATM Card Processing Fee	--	Fee established by Board of Supervisors contract for said services
Returned Check Charge	\$40	(Nonrefundable)
Recording Documents	--	Prevailing rate of the Recorder's Office
Equivalent Fee for Services Not Listed		
Services Not Listed	--	Amount determined by Code Compliance Director
TEMPORARY RENTAL UNIT (TRU)		
TRU Permit Application Fee	\$1,578	Nonrefundable
TRU Re-Inspection Fee	\$200	Nonrefundable
STR Compliance Fee	\$500	Deposit
Homeshare Compliance Fee	\$100	Deposit

SIDEWALK VENDING

Vending Permit Fee	\$200	Nonrefundable
Equipment Retrieval Fee	--	Staff time and vendor hauling costs per contract provider fee schedule

COUNTY OF VENTURA
COUNTY CLERK AND RECORDER & ELECTIONS DIVISION
STATUTORY AND NON-STATUTORY FEES
 Effective July 1, 2026

	<u>Current Fee 2025-26</u>	<u>Proposed Fee 2026-27</u>
<u>COUNTY CLERK AND RECORDER</u>		
Appointment of Deputy Commissioner of Civil Marriages (For one specific ceremony ONLY)	\$ 109.00	\$ 128.00
FBN Statement Filing Fee	\$ 62.00	\$ 76.00
FBN Data on CD	\$ 53.00	\$ 65.00
FBN Data via E-Mail	\$ 31.00	\$ 38.00
Involuntary Lien Notice	\$ 21.00	\$ 26.00
Preliminary 20-Day Filing and Notice	\$ 42.00	\$ 50.00
Wedding Ring	\$ 13.00	\$ 14.00
Marriage Ceremony	\$ 60.00	\$ 74.00
NSF Processing Fee	\$ 53.00	\$ 68.00
Witness - Wedding Ceremony	\$ 17.00	\$ 31.00
Marriage License	\$ 108.00	\$ 123.00
Confidential Marriage License	\$ 122.00	\$ 140.00
Duplicate Marriage License	\$ 78.00	\$ 96.00
Replace ID Badge - Process Server & Professional Photocopier <i>(Revised Title)</i>	\$ 17.00	\$ 20.00
FTP for Official Records	\$ 42.00	\$ 45.00
<u>ELECTION DIVISION</u>		
Setup Fee	\$ 32.00	\$ 39.00
*Master Voter File on USB drive, without voter history (plus \$39.00 setup fee)	\$ 15.00	\$ 16.00
*Master Voter File on USB drive, with voter history (plus \$39.00 setup fee)	\$ 15.00	\$ 16.00
Election Consolidation Charges	Varies	Varies
Notice of Intent to Circulate Petition EC § 9103(b)	\$ 200.00	\$ 200.00
*Precinct Index of Registered Voters on USB drive (plus \$39.00 setup fee)	\$ 50.00	\$ 52.00
*Precinct Index of Registered Voters on Paper (plus \$39.00 setup fee, plus \$0.50 per 1,000 names)	\$ 17.00	\$ 17.00
*Precinct Indexes by District on USB Drive (plus \$39.00 setup fee)	\$ 42.00	\$ 43.00
Precinct District File on USB Drive (plus \$39.00 setup fee)	\$ 12.00	\$ 13.00
Street Data Extract on USB Drive (plus \$39.00 setup fee)	\$ 13.00	\$ 14.00
*Vote By Mail Voter Cumulative Data on USB Drive (plus \$39.00 setup fee)	\$ 13.00	\$ 15.00
*Vote By Mail Voter Daily List on Paper (plus \$39.00 setup fee, plus \$0.50 per 1,000 names)	\$ 2.00	\$ 2.00
*Vote By Mail Signature Challenge List on USB Drive (plus \$39.00 setup fee)	\$ 13.00	\$ 15.00
*Mailing Fee for USB Drive	\$ 6.00	\$ 8.00
*Candidate Statement Processing not Published		
Counties / Districts	\$ 120.00	\$ 120.00
Cities	\$ 100.00	\$ 100.00
* Non-Election (Appointment in Lieu) Setup Fee - Tiered Rate		
Districts		
# of Voters (at-large)		
< 1,000	\$ 450.00	\$ 450.00
1,001 - 5,000	\$ 700.00	\$ 700.00
5,001 - 15,000	\$ 1,000.00	\$ 1,000.00
15,001 - 30,000	\$ 1,350.00	\$ 1,350.00
30,001 - 50,000	\$ 1,500.00	\$ 1,500.00
50,001 +	\$ 1,700.00	\$ 1,700.00
Cities		
# of Voters (at-large)		
< 1,000	\$ 450.00	\$ 450.00
1,001 - 5,000	\$ 580.00	\$ 580.00
5,001 - 15,000	\$ 830.00	\$ 830.00
15,001 - 30,000	\$ 1,120.00	\$ 1,120.00
30,001 - 50,000	\$ 1,240.00	\$ 1,240.00
50,001 +	\$ 1,400.00	\$ 1,400.00

*These items are available for election and governmental purposes only.

Road Fund

Fee

Road Fund Encroachment Permit Fees - 15% Increase, except for Residential uses (I.E.2, I.E.6, I.E.12) and Film Fee (V-C).

Purpose

Reimburse the County for the cost to issue, monitor and review encroachment permits. Permits are issued when any work will be infringing on the public use of County Right of Way.

Authority

County Ordinance Code Section 12000 et seq

In accordance with Division 15, Section 35795 (b) of the California Vehicle Code, the fees for Transportation permits, established by local authority, shall not exceed those charged by the California Department of Transportation (Caltrans). Section IV, A & B, of the fee schedule below, indicated in resolution, are equal to the fees charged by Caltrans.

Comparative schedule of current fees to proposed fees:

<i>Rounded to the nearest \$5.00 increment</i>	ACTUAL FY 25-26	PROPOSED FY 26-27
<u>I. General Encroachment Permits</u>		
A. Application Fee	195.00	225.00
B. Review Fees - minimum per permit	250.00	290.00
C. Engineering Pre-Review Fee when required	380.00	435.00
D. Engineering Review Fees when required	380.00	435.00
<u>E. Inspection Fees</u>		
1. Curb/sidewalk construction (100 lin. ft or less)	380.00	435.00
Additional per linear foot if constr over 100 ft.	2.27	2.61
2. Residential driveway construction (each opening)	425.00	425.00
3. Commercial driveway construction (each opening)	675.00	775.00
4. Asphalt or concrete highway paving (100 sq.ft or less)	490.00	565.00
Additional per square foot if paving over 100 ft.	2.27	2.61
5. Use of County right of way for access to private prop	360.00	415.00
6. Tree trimming, tree removal, stump removal or grinding	430.00	430.00
7. Landscaping	380.00	435.00
8. Surveying and traffic counting (per year)	585.00	675.00
9. Misc constr or use of County road right of way	380.00	435.00
10. Placing and/or relocation of power or telephone poles	195.00	225.00
11. Placing traffic control devices in the right of way	195.00	225.00
12. Placing roll-off bin in the right of way	195.00	195.00
13. Inspection Fee if Additional Inspection Fees Required	140.00	140.00
<u>II. Excavation Permits</u>		
A. Review Fees -minimum per permit	250.00	290.00
B. Engineering Review Fees when required	380.00	435.00
<u>C. Inspection Fees</u>		
1. For excavations not exceeding 2 feet in width and 60 ft in length, dug at right angle to road centerline or an excavation not exceeding 30 SF in area	430.00	495.00
2. For excavations exceeding C.1 and up to 100 linear feet	905.00	1,040.00
3. Over 100 linear feet	905.00	1,040.00
Additional Inspection fees deposit based on hourly inspector rate	140.00	160.00
<u>III. Administrative Permits</u> (renewable annually)		
A. Review Fees	250.00	290.00
<u>B. Administrative Fees</u>		
1. Excavation	1,885.00	2,170.00
2. Pole replacement/relocation	785.00	905.00
3. Tree Trimming	955.00	1,100.00
4. Handling and loading fruit containers on road shoulders	785.00	905.00
<u>IV. Transportation Permits</u>		
A. Single trip permit fees	16.00	16.00
B. Annual Permit fees (Unlimited trips)	90.00	90.00
C. Additional Charges	-	-
<u>V. Filming and Still Photography Permits</u>		
A. Review Fees - minimum per permit	250.00	290.00
B. Engineering Review Fees when required	380.00	435.00
C. Filming Fees for each day or partial day	2,155.00	2,155.00
D. Inspection Fees per hour of filming when inspector is present	140.00	160.00
<u>VI. Time Extension/Permit Revision/Cancellation Fees</u>		
A. Permit extension beyond the expiration date, revision or cancellation	195.00	225.00
<u>VII. Wireless Telecommunication Facility</u>		
A. Review Fee - minimum per permit	250.00	290.00
<u>B. Engineering Review Fees</u> when required		
1. Additional fees if engineering review is required for Basic Permits	380.00	435.00
2. Additional fees if engineering review is required for Intermediate Review	690.00	795.00
3. Additional fees if engineering review is required for Full Review	1,045.00	1,200.00
<u>C. Inspection Fees</u>		
1. Basic Review permits	915.00	1,050.00
2. Intermediate Review Permits	985.00	1,135.00
3. Full Review permits	1,455.00	1,675.00
Additional Inspection fees deposit based on hourly inspector rate	140.00	160.00

VENTURA COUNTY ENVIRONMENTAL HEALTH DIVISION

LAND USE FEE SCHEDULE FOR FISCAL YEAR 2026-2027

Fee deposits for services rendered by the Environmental Health Division for the processing of Land Use Permits shall be charged as set forth in the following schedule.

“Fee Deposit” means a lump sum cash deposit which is then billed against by the County based on actual County staff time expended, with no billing limit. County billings against the deposit are based upon the work hours expended multiplied by the current Contract Hourly Rate established by the Board of Supervisors. If final County costs do not exceed the deposit amount, the unused portion of the deposit shall be refunded to the applicant. If final County costs exceed the deposit amount, the applicant shall be billed for the balance due pursuant to the fee reimbursement agreement accompanying said deposit.

Equivalent Fees for Services Not Listed: Where a proposed land use project or service is not identified in this Schedule, the Environmental Health Division Director shall review the work characteristics of the proposed use or requested service, in relation to the relevant matter, and determine which of the items listed in this Schedule is equivalent in type and processing time to that proposed.

Type of Project/Service		Fee Deposit
1.	Conditional Use Permit (CUP)/Major Modification	
a.	CUP Projects with no plumbing, or are connecting to public water purveyor and public sewer system	\$627
b.	CUP projects utilizing an Onsite Wastewater Treatment System (OWTS) or private water well	\$1,308
2.	Planned Development (PD)/Major Modification	
a.	PD Projects with no plumbing or are connecting to public water purveyor and public sewer system.	\$400
b.	PD Projects utilizing an OWTS or a private water well	\$800
c.	Wildlife Corridor Vegetation Removal for Fuel Modification within a Surface Water Feature	\$0
3.	Conditional Certificate of Compliance	\$786
4.	Lot Line Adjustment	
a.	Projects with no plumbing or are connected to public water purveyor and public sewer system.	\$400

	b. Projects utilizing an OWTS or private well	\$641
5.	Variance	\$647
6.	Zone Change	\$660
7.	General Plan Amendment	\$1,707
8.	Review of County-initiated Projects (Public Works Agency, General Services Agency Projects)	\$720
9.	Review of Environmental Impact Report	\$1,112
10.	Review of Minor Modification/Adjustment to an existing CUP or PD	\$221
11.	Review of Change-of-Use Notifications	\$114
12.	Review of Subdivision Projects (Parcel Maps, Tract Maps, Large Lot Subdivision)	
	a. Subdivisions connecting to public sewer and public water	
	➤ 2 - Lot Subdivision	\$701
	➤ 3 - Lot Subdivision	\$755
	➤ 4+ - Lot Subdivision The contract hourly rate for an Environmental Health Specialist IV position x 1.0 HOUR, for each lot in excess of 3 lots.	\$755+
	b. Subdivisions utilizing OWTS (septic system) or private water wells	
	➤ 2 - Lot Subdivision	\$922
	➤ 3 - Lot Subdivision	\$1,086
	➤ 4+ Lot Subdivision The contract hourly rate for an Environmental Health Specialist IV position x 1.0 HOUR for each lot in excess of 3 lots.	\$1,086+
13.	Emergency Use Authorization	\$369 ¹
14.	Equivalent Fee for Services Not Listed The contract hourly rate for an Environmental Health Specialist IV position (Minimum 1 hour).	\$184 ⁺¹

¹ The contract hourly rate for an Environmental Health Specialist IV position is \$184.30.

**VENTURA COUNTY ENVIRONMENTAL HEALTH DIVISION
SCHEDULE OF FEES FOR ONSITE WASTEWATER TREATMENT
SYSTEMS (OWTS), PERMITS AND RELATED SERVICES 2026-27**

Type of Permit/Service	Fee
<p>1. New OWTS Application</p> <p><u>Conventional OWTS</u> – Fee for plan review and evaluation of each OWTS consisting of a septic tank and either leach lines, leaching beds, seepage pits, or a combination thereof.</p>	<p>\$1,273</p>
<p>b. <u>Alternate OWTS</u> – Fee for plan review and evaluation of each OWTS consisting of a septic tank either a mound system, sub-surface sand filtration system, advanced treatment unit or other alternate system described in the Ventura County Building Code.</p>	<p>\$2,424</p>
<p>2. Permit to Construct OWTS</p> <p>a. <u>Conventional OWTS Permit to Construct</u>- Fee for inspection of the installation of OWTS consisting of a septic tank and either leach lines, leaching beds, seepage pits, or a combination thereof (up to three (3) inspections).</p> <p>For the purposes of this fee resolution, the following shall be included in this category:</p> <ul style="list-style-type: none"> i. Replace Tank and Dispersal Area- Inspection of repair to an existing OWTS where the septic tank is being replaced and the dispersal area is being replaced or expanded. ii. OWTS Reconfiguration- Fee for processing and evaluating applications where the existing OWTS is being modified or reconfigured, such as converting from a cesspool to leach lines, or from leach lines to seepage pits. 	<p>\$573</p>

*The Contract Hourly Rate for an Environmental Health Specialist IV is \$184.30

<p>b. <u>Alternate OWTS Permit to Construct</u>- Fee for inspection of the installation of OWTS consisting of a septic tank and either a mound system, sub-surface sand filtration system, advanced treatment unit or other alternate system described in the Ventura County Building Code (up to four (4) inspections).</p> <p>For the purposes of this fee resolution, the following shall be included in this category:</p> <ul style="list-style-type: none"> i. Replace Tank and Dispersal Area- Inspection of repair to an existing OWTS where the septic tank is being replaced and the dispersal area is being replaced or expanded. Fee includes two (2) inspections. ii. OWTS Reconfiguration- Fee for processing and evaluating applications where the existing OWTS is being modified or reconfigured to include advanced treatment unit or other alternate system described in the Ventura County Building Code. Fee includes two (2) inspections. 	<p>\$677</p>
<p>3. Certification of Existing OWTS</p> <p>a. <u>Full Certification</u>- Fee for evaluating and processing applications for the certification of existing OWTS when an increase in the volume of wastewater is proposed, such as: addition of bedroom equivalents and/or plumbing fixture unit, or addition of employees/customers to a commercial facility.</p>	<p>\$1,171</p>
<p>b. <u>Setback Certification</u>- Fee for evaluating and processing applications for the certification of existing OWTS where the only issue is whether the system meets setback requirements and requires one (1) inspection.</p>	<p>\$415</p>
<p>c. <u>Mini Setback Certification</u>- Fee for evaluating and processing applications for the certification of existing OWTS where the only issue is whether the system meets setback requirements and an accurate plot plan of the existing system is on file with the Division.</p>	<p>\$154</p>

<p>4. Permit to Repair/Replace Existing OWTS Components</p> <p>The fee for the inspection of repair or modification work to existing OWTS. Applies to the following activities only:</p> <ul style="list-style-type: none"> a. <u>Replace Tank Only</u>- Inspection of repair to an existing OWTS where the only component being replaced is the septic tank. b. <u>Replace or Expand Dispersal Area Only</u>- Inspection of repair to an existing OWTS where the only component being replaced or expanded is the dispersal area and/or distribution box. 	<p>\$367</p>
<p>5. Alternate Methods or Materials Evaluation</p> <p>Fee for evaluating and processing applications requesting an exception or variance to OWTS design and/or siting requirements and standards specified in the Ventura County Building Code, Appendix H.</p>	<p>\$560</p> <p>for individual system covered by the application</p>
<p>6. Non-hazardous Liquid Waste Holding Tank</p> <p>Fee for evaluating and processing applications for permits to install holding tanks for non-hazardous liquid wastes, such as an RV dump station or a marine dump station.</p>	<p>\$1,344</p>
<p>7. Additional Fees and Fees for Services Not Listed</p> <p>The fee for the following Division activities shall be an amount equal to the contract hourly rate for an Environmental Health Specialist IV in effect when the fee is assessed, multiplied by the number of person-hours, rounded up to the nearest one-half hour actually expended by County personnel in performing such activities:</p> <ul style="list-style-type: none"> a. Re-inspection of the installation, repair, or modification of onsite wastewater treatment systems expressly permitted by the Ventura County Building Code, and as described in sections 2 and 4 of this resolution. b. Review of minor modifications as determined by the 	<p>Contract Hourly Rate* (Minimum two (2) hours)</p>

*The Contract Hourly Rate for an Environmental Health Specialist IV is \$184.30

<p>Environmental Health Division to previously approved plans, as described in section 1 of this resolution.</p> <p>c. Fee for the performance of services at the discretion of the Environmental Health Division for which no fee is herein prescribed.</p>	
<p>8. Review of Alternate Technology Systems Not Previously Described</p> <p>Fee for evaluating alternative technology systems for compliance with the Ventura County Building Code. Fee shall be an initial deposit amount based on a minimum 20 hours charged at the contract hourly rate established by the Board for an Environmental Health Specialist IV.</p> <p>The applicant will be billed for any subsequent time that exceeds the minimum review time, in addition to any costs incurred through a third-party review by a consulting engineer if required by the Division.</p>	<p>Contract Hourly Rate*</p>
<p>9. Septic Tank Pumping Vehicle Registration</p> <p>Annual registration and inspection fee for each septic tank pumping vehicle or chemical toilet pumping vehicle.</p>	<p>\$292</p>

*The Contract Hourly Rate for an Environmental Health Specialist IV is \$184.30

RESOLUTION NO. 26-043

**RESOLUTION OF THE BOARD OF SUPERVISORS
OF THE COUNTY OF VENTURA
ESTABLISHING BUILDING AND SAFETY DIVISION RATES AND FEES**

WHEREAS, the Board of Supervisors of the County of Ventura (Board) may, by resolution, establish rates and fees for County agencies and departments; and

WHEREAS, by resolution dated May 20, 2025, the Board established and amended rates and fees for various County agencies and departments, including the Building and Safety Division of the Ventura County Resource Management Agency;

WHEREAS, the rates and fees established or amended by the May 20, 2025 resolution should be adjusted in order to reflect changes in the costs of the services to which they pertain; and

WHEREAS, the proposed rates and fees for the Ventura County Building and Safety Division are consistent with state law and the Board's policy of full cost recovery whenever feasible with exceptions noted;

NOW, THEREFORE, BE IT RESOLVED, DETERMINED AND ORDERED by the Board as follows:

1. The May 20, 2025, resolution is repealed effective on the 60th day following the date of adoption of this resolution.
2. The attached schedule of rates and fees for the Building and Safety Division is consistent with state law. The rates and fees charged do not exceed the estimated reasonable costs of the regulatory activity they support, and those costs are apportioned to individual payers in a manner that bears a fair or reasonable relationship to the payers' burdens on or benefits from the regulatory activity. The documentation and analysis supporting the amount of the rates and fees are on file with the County agencies involved in the calculations and are incorporated herein by reference.

3. This resolution is hereby adopted, and the attached schedule shall become operative on the 60th day following the date of adoption of this resolution.

On motion by Supervisor Parvin, seconded by Supervisor Long, the foregoing resolution was passed and adopted on May 19, 2026.



Chair, Board of Supervisors

ATTEST: DR. SEVET JOHNSON
Clerk of the Board of Supervisors
County of Ventura, State of California

By 

Deputy Clerk of the Board



Building and Safety Division Fee Schedule

County of Ventura • Resource Management Agency • Building and Safety Division
800 South Victoria Avenue, Ventura, CA 93009 • 805 654-2771 • <http://www.vcrma.org/buildingsafety/index.htm>

Originally Adopted: December 19, 1995
Revised Date: May 19, 2026

Attachment 2 Schedule A
Effective Date:

Fees for permits and services rendered pursuant to the Ventura County Building Code (VCBC) shall be paid to the Division of Building and Safety as set forth in the following schedule.

The Building and Safety fees applicable to a project will be based on the fee schedule in effect at the time the permit application was received and accepted by Building and Safety.

A. PERMIT APPLICATION AND PERMIT ISSUANCE FEES

1. Application fee. For processing an application that requires a plan review for a single building permit or a combination permit\$74.00
2. Issuance fee, Single Permit. For the issuance of an individual building, electrical, plumbing, mechanical, or special permit..... \$59.00
3. Issuance fee, Combination Permit. For the issuance of a combination permit wherein building, electrical, plumbing, and mechanical work or any combination thereof is included on a single permit application, the fee shall be.....\$133.00
4. Issuance fee, System-Issued Permit. For the issuance of an individual permit solely processed and issued by the County's permitting system, including permits using SolarApp+ for the review of qualifying solar (PV) systems..... \$7.00
5. Minimum total Permit Fee. For any permit, the total of the issuance fee plus itemized charges shall be not less than \$74.00
6. Extension Fee for an Application or Permit. For the extension of a permit application or an issued permit, (not including any additional plan review fees due for required changes or applicable code updates).....10% of the plan check or 10% of the total permit fee, whichever applies, not to exceed \$178.00, plus applicable hourly charges for a Code Update review, if needed as a result of a Code change.
7. Permit Renewal Fee. For the renewal of an expired permit for which the described work has commenced.....The Permit Renewal fee shall be calculated based on the work described on the permit that remains to be inspected and approved, in accordance with Article 2, Chapter 1, Section 105.5 of the VCBC.

Building and Safety Division Fee Schedule

County of Ventura • Resource Management Agency • Building and Safety Division
800 South Victoria Avenue, Ventura, CA 93009 • 805 654-2771 • <http://www.vcrma.org/buildingsafety/index.htm>

Originally Adopted: December 19, 1995
Revised Date: May 19, 2026

Attachment 2 Schedule A
Effective Date:

8. Cancellation of Building Permit Application. For processing a refund of fees for cancellation of permit application see Article 2, Chapter 1, Section 109.6 of the VCBC.
9. Cancellation of Building and Safety services listed in Section D.....\$59.00 or 10% of the collected service fee, whichever is lower.

B. BUILDING PERMIT AND BUILDING PLAN REVIEW FEES

1. Building Permit Fee. For building inspections and related services associated with a building permit. Refer to Article 2, Chapter 1, Section 109 of the VCBC for general information pertaining to Table 1-A below. Project valuations shall be based on the total value of all construction work, including all finish work, roofing, electrical, plumbing, heating, air conditioning, elevators, fire-extinguishing systems and any other permanent equipment. Valuation shall be based on the higher of 1) the applicant's estimated valuation; 2) the most current Building Valuation as printed and published by the International Code Council adjusted by R.S. Means Regional Cost Index; or 3) data published by Marshall Swift Valuation Service. Final building permit valuation is typically set by the Building Official. The final building permit valuation is intended to allow the County to recover its costs of applicant plan check, permit and inspection activities.

TABLE 1-A BUILDING PERMIT FEES

Total Valuation	Fee
\$1.00 to \$500.00	\$57.00
\$501.00 to \$2,000.00	\$57.00 for the first \$500.00 plus \$4.75 for each additional \$100.00 or fraction thereof, to and including \$2,000.
\$2,001.00 to \$25,000.00	\$128.25 for the first \$2,000.00 plus \$24.16 for each additional \$1,000.00 or fraction thereof, to and including \$25,000.00.
\$25,001.00 to \$50,000.00	\$684.00 for the first \$25,000.00 plus \$20.52 for each additional \$1,000.00 or fraction thereof, to and including \$50,000.00.
\$50,001.00 to \$100,000.00	\$1,197.00 for the first \$50,000.00 plus \$13.68 for each additional \$1,000.00 or

Building and Safety Division Fee Schedule

County of Ventura • Resource Management Agency • Building and Safety Division
800 South Victoria Avenue, Ventura, CA 93009 • 805 654-2771 • <http://www.vcrma.org/buildingsafety/index.htm>

Originally Adopted: December 19, 1995
Revised Date: May 19, 2026

Attachment 2 Schedule A
Effective Date:

	fraction thereof, to and including \$100,000.00.
\$100,001.00 to \$500,000.00	\$1,881.00 for the first \$100,000.00 plus \$9.83 for each additional \$1,000.00 or fraction thereof, to and including \$500,000.00.
\$500,001.00 to \$1,000,000.00	\$5,814.00 for the first \$500,000.00 plus \$8.89 for each additional \$1,000.00 or fraction thereof, to and including \$1,000,000.00.
\$1,000,001.00 and up	\$10,260.00 for the first \$1,000,000.00 plus \$6.22 for each additional \$1,000.00 or fraction thereof.

2. Building Plan Review Fee (Structural/ Fire and Life Safety). When a plan or other data is required to be submitted for review, the review fee for each building or structure shall be 85% of the building permit fee as shown in Table I-A (except as otherwise specified by Article 2, Chapter 1, Section 109.2.1 in the VCBC), minus the Application fee.
3. Energy Conservation. For the review and inspection of C.C.R. Title 24 requirements for Energy Conservation, the fees shall be equal to 10% of the plan review fee and 10% of the building permit fee, respectively.
4. Green Building. For the review and inspection of C.C.R. Title 24 requirements for compliance with Green Building standards, the fees shall be equal to 6% of the plan review fee and 6% of the building permit fee, respectively.

Model Water Efficiency Landscape Ordinance (MWELo). For the review and inspection of MWELo provisions as referenced in the Green Building Standards Code of the C.C.R, Title 24, the fees shall be equal to \$0.05 per square foot of landscape area for plan review, and \$0.05 per square foot of landscape area for inspection, respectively. For landscaped areas created for common use building developments use \$0.02 per square foot for plan review and inspection, respectively.

5. Disabled Access. For the review and inspection of C.C.R. Title 24 requirements for Accessibility for the physically disabled the fees shall be equal to 10% of the plan review fee and 10% of the building permit fee, respectively.

Building and Safety Division Fee Schedule

County of Ventura • Resource Management Agency • Building and Safety Division
800 South Victoria Avenue, Ventura, CA 93009 • 805 654-2771 • <http://www.vcrma.org/buildingsafety/index.htm>

Originally Adopted: December 19, 1995
Revised Date: May 19, 2026

Attachment 2 Schedule A
Effective Date:

6. Fire Hazard Severity Zone. The review and inspection Building Code requirements in High Fire Hazard Areas, the fees shall be equal to 5% of the plan review fee and 5% of the building permit fee, respectively.
7. Flood Plain. For the review and inspection of building code requirements on projects within a flood hazard area, the fee shall be equal to 10% of the Plan Review Fee and 10% of the Permit Fee.
8. Hillside. For the review and inspection of building code requirements on projects on a hillside, the fee shall be equal to 10% of the Plan Review Fee and 10% of the Permit Fee.
9. Storm Water Construction Inspections (NPDES). For site inspections during construction or buildings subject to Storm Water Construction Controls \$267.00
10. Storm Water Construction Inspections (NPDES). For initial inspections of Post-Construction Storm Water controls.....\$133.00
11. Expedited Plan Review.
A surcharge equal to 35% of the total plan review fee for applications approved for Expedited Plan Review. Such surcharge fee shall be waived for re-build and repair projects for buildings that were lost or damaged by a declared disaster, when approved by the Board of Supervisors. This surcharge fee shall also be waived for voluntary compliance with Tier I or Tier II of the Voluntary Green Building standards, per Article 2, Chapter 1, Section 105.9 of the VCBC.

C. FEES FOR SPECIAL PERMITS

1. Demolition. For inspection of building demolition work, per building..... \$311.00

For the demolition of one or more permitted or unpermitted structures, having a "U" Occupancy classification, on the same parcel.....\$311.00
2. Manufactured Home or Commercial Modular-Installation (Set-Up) using a state approved foundation plan...
(Single Wide) \$445.00
(Double Wide) \$488.00
(Triple Wide) \$533.00
3. Antennas added to existing poles or towers, each..... \$178.00

Building and Safety Division Fee Schedule

County of Ventura • Resource Management Agency • Building and Safety Division
800 South Victoria Avenue, Ventura, CA 93009 • 805 654-2771 • <http://www.vcrma.org/buildingsafety/index.htm>

Originally Adopted: December 19, 1995
Revised Date: May 19, 2026

Attachment 2 Schedule A
Effective Date:

-
4. Agricultural (U-occupancy) buildings under 3,000 sq. ft., including plan review and inspection fees:
 - Wood-framed buildings, per square foot..... \$1.72
 - Metal buildings, per square foot..... \$1.67
 - Open shade structures, per square foot..... \$0.77

 5. Annual Maintenance Permit. For the issuance of an Annual Maintenance Permit, for one or more buildings on the same site (not including inspection fees), pursuant to Article 2, Chapter 1, Section 105.1.1.2 of the VCBC:
 - One building..... \$222.00
 - Each additional building on the same site..... \$104.00
 - Inspections received for Annual Maintenance Permits (to be paid within 30 days from County invoice date), per inspection \$178.00

 6. Solar (PV) Roofing. For the issuance of a roofing permit for solar (PV) roofing tiles, the fee shall consist of the appropriate electrical fee for a PV system (See Section E of this Fee Schedule) plus the appropriate building permit fee for the roof, based on the calculated valuation of the project.

 7. Window Change Outs
 - Simple Retrofit \$62.00 plus \$10.00 per window
 - Complete Frame Replacement..... \$187.00 plus \$21.00 per window
- D. FEES FOR SERVICES
- No permit issuance fee is applicable to the charges for services listed within this Section D.
1. Appeals Hearing. For each application for a hearing before an appeals board established pursuant to provisions of the VCBC.
 - Enforcement Related Appeals \$2,132.00
 - All other Appeals..... \$1,066.00

 2. Review of new business or tenant in existing building. For the inspection and review of records of existing buildings or portions thereof and the preparation of necessary reports for issuing of a Certificate of Occupancy \$267.00

Building and Safety Division Fee Schedule

County of Ventura • Resource Management Agency • Building and Safety Division
800 South Victoria Avenue, Ventura, CA 93009 • 805 654-2771 • <http://www.vcrma.org/buildingsafety/index.htm>

Originally Adopted: December 19, 1995
Revised Date: May 19, 2026

Attachment 2 Schedule A
Effective Date:

3. Copy Service. For providing copies of documents, diagrams, tables, and other data, the fee shall be as per copy or printed page.
Black & White \$0.040
Color \$0.110
4. Moved Building. For preliminary investigation and processing of applications for moving permits pursuant to provisions of the VCBC within Ventura County \$267.00
For buildings located outside Ventura County \$666.00
5. Records Update. For reissuing a Certificate of Occupancy; or for revising permits and related documents when a change in the owner or contractor of record is requested \$89.00
6. Reinspection. For excess inspections of building, plumbing, mechanical, or electrical systems, which are required as a result of work not being ready or accessible for inspection, or when requested corrective work is not addressed and more than two inspections become necessary for the same work \$178.00
7. Special Inspector Certificate of Registration. Application review and approval; Certificates of Registration. A separate application for each certificate of registration is required. Certificate of Registration shall expire annually on June 30, and may be renewed by request upon payment of an annual renewal fee.
Original application and certificate \$400.00
Annual renewal and recertification \$133.00
8. Release of Noncompliance Notice. For processing a Release of Noncompliance Notice pursuant to Article 2, Chapter 1, Section 116.2 of the VCBC \$355.00
9. Surety/Bond Release \$400.00
10. Temporary or Partial Certificate of Occupancy \$355.00
11. Service Rates. For the performance of services for which no fee is herein prescribed:
Inspection, per hour (1/2 hour minimum) \$163.67
Inspection Specialist, per hour (1/2 hour minimum) \$167.01
Plan review, per hour (1/2 hour minimum) \$163.91
Plan review (MEP), per hour (1/2 hour minimum) \$167.01
Records/clerical service, per hour (1/2 hour minimum) \$113.74

Building and Safety Division Fee Schedule

County of Ventura • Resource Management Agency • Building and Safety Division
800 South Victoria Avenue, Ventura, CA 93009 • 805 654-2771 • <http://www.vcrma.org/buildingsafety/index.htm>

Originally Adopted: December 19, 1995
Revised Date: May 19, 2026

Attachment 2 Schedule A
Effective Date:

-
- Inspection outside of working hours, per hour \$245.51
(2 hour minimum)
12. Investigation Fee for work completed without a permit shall be equal to the permit fee. (For work that has been partially-completed, see Article 2, Chapter 1, section 109.4 of the VCBC.)
13. Engineering and field technical support for Code Compliance Enforcement Cases shall be charged at the current County Contract hourly rates of the personnel consulting on the case.
14. Address assignments. For creating a new address \$133.00
Owner requested address change \$533.00
Tract Addressing\$133.00
for the first 4 lots, plus \$15.00 each additional lot.
15. Records Research.
Research of records shall be charged at the current contract hourly rate for clerical service for each address or parcel on which records research is requested.
For processing and tracking requests for designer approval to release copy of plans \$133.00
16. Review of Requests for Code Modifications or Alternate Materials and Methods of Construction.

For investigation of proposed modifications to the Code or review of proposed use of alternate materials and methods of construction, fees shall be charged at the current County Contract hourly rates for the personnel involved in the investigation.
17. Preliminary Inspection of an existing building or site in advance of plan check and permit issuance in accordance with California Building Code section 110.2.....\$163.67
18. Test Reports.
For investigation and review of test reports submitted from approved testing agencies for building materials, components or equipment to show conformance with the provisions of the VCBC and other recognized and accepted standards, the fee shall be charged at the current County Contract hourly rates for the personnel involved in the review.

Building and Safety Division Fee Schedule

County of Ventura • Resource Management Agency • Building and Safety Division
800 South Victoria Avenue, Ventura, CA 93009 • 805 654-2771 • <http://www.vcrma.org/buildingsafety/index.htm>

Originally Adopted: December 19, 1995
Revised Date: May 19, 2026

Attachment 2 Schedule A
Effective Date:

19. Witness Fees:

For Depositions, court appearances, analysis of records where the County is not a party to the action (Gov't Code Sec. 68097.2)

- (a) Witness fee deposit for first scheduled day of testimony plus applicable expenses per state law (this deposit is due prior to or upon acceptance of service of subpoena)\$275.00
- (b) For each subsequent scheduled day of testimony, plus applicable expenses per State law, witness fees shall be charged at the current County Contract hourly rates of the personnel testifying in the case.

20. Scanning or Printing Services for Oversize Drawings:

Scanning (per sheet of color)	\$3.00
Scanning (per sheet black and white)	\$2.10
Printing (per sheet of color)	\$7.50
Printing (per sheet black and white) #20 bond paper	\$2.70

21. General Plan Maintenance Surcharge
\$4.30 per \$1,000 of building valuation to be collected at the time of building permit issuance.

22. Technology Surcharge
\$2.50 per \$1,000 of building valuation to be collected at the time of building permit issuance.

23. Preparation of Building and Safety report or letter, upon request by the public.....Contract Hourly Rate of preparer (1/2 hour minimum)

E. ELECTRICAL PERMIT FEES

1. Temporary Electrical Service.

- (a) Temporary power pole or pedestal and related equipment....\$89.00
- (b) Temporary power distribution system for a construction site.
Up to and including 200 amperes \$89.00
Over 200 amperes:\$89.00
plus \$4.00 for each additional 100 amperes or fraction thereof in excess of 200 amperes.
- (c) For inspection prior to energizing an electrical service to test equipment pending completion of a structure\$267.00

Building and Safety Division Fee Schedule

County of Ventura • Resource Management Agency • Building and Safety Division
800 South Victoria Avenue, Ventura, CA 93009 • 805 654-2771 • <http://www.vcrma.org/buildingsafety/index.htm>

Originally Adopted: December 19, 1995
Revised Date: May 19, 2026

Attachment 2 Schedule A
Effective Date:

2. Electrical Service, 0-600 volts.
Up to and including 400 amperes \$89.00
Over 400 amperes: \$89.00
plus \$10.00 for each additional 100 amperes or fraction thereof in excess of 400 amperes.
3. Electrical Service or Substation over 600 volts.
Up to and including 1000 amperes \$267.00
Over 1000 amp:\$267.00
plus \$59.00 per 1000 amperes or fraction thereof in excess of 1000.
4. Solar-Photovoltaic Electrical Service
Residential: First 15KW.....\$222.00
Each KW Over.....\$16.00
Commercial: First 50KW.....\$666.00
Each KW Over 50 to 250.....\$7.00
Each KW Over 250.....\$5.00
(See Government Code Section 66015)
5. Electric Vehicle charging station
Residential\$133.00
Non-Residential\$178.00
6. Energy storage (battery back-up) systems\$133.00
7. Residential Wind-Generated Electrical Service \$133.00
8. Electrical Service Restoration.
For inspection prior to reactivation of an electrical service..... \$133.00
9. System Fee Schedule (Single-family-residential). The following rates shall apply to single-family residential construction and additions. Fees include main service panels and subpanels, temp power release, test power inspection, wiring, fixtures, and equipment associated with a single-phase system of general lighting, receptacles, and power apparatus rated less than one horsepower, when installed in or upon a single-family dwelling:

New houses: \$0.36 per square foot
Additions: \$0.29 per square foot
10. System Fee Schedule (Multi-family, and non-residential). The following rates shall apply to new multi-family residential and non-residential construction and additions. Fees include wiring, fixtures, and equipment associated with a single-phase system of general lighting, receptacles, and

Building and Safety Division Fee Schedule

County of Ventura • Resource Management Agency • Building and Safety Division
 800 South Victoria Avenue, Ventura, CA 93009 • 805 654-2771 • <http://www.vcrma.org/buildingsafety/index.htm>

Originally Adopted: December 19, 1995
 Revised Date: May 19, 2026

Attachment 2 Schedule A
 Effective Date:

power apparatus rated less than one horsepower, when installed in or upon the occupancies listed herein.

Building Use Rate/Sq. Ft

Manufacturing or assembly plants, factories;
 Hospitals and convalescent hospitals \$1.31

Drinking and dining establishments;
 Wholesale and retail stores;
 Vehicle service stations and canopies;
 Repair garages \$0.29

Hotels, motels;
 Office buildings;
 Churches, theaters, assembly buildings;
 Nursing homes and sanitariums;
 Schools \$0.14

Multi-family;
 apartments, condominiums, townhouses \$0.14

Residential garages, carports, accessory buildings;
 Commercial parking garages \$0.06

Warehouses; aircraft hangars where no repair work is
 done, up to and including 5,000 sq. ft \$0.06
 Over 5,000 sq. ft.: \$311.00 plus \$0.04 per sq. ft. in excess of 5,000.

Agricultural greenhouses \$0.03

Any occupancy not listed Hourly, based on staff time

11. Unit Fee Schedule. Unit fees are applicable to electrical work not covered by the System Fee Schedule in Item E-10 above.

Subpanel..... \$89.00

Receptacle, switch, or lighting outlet, first 20, each \$3.00

Receptacle, switch, or lighting outlet, additional, each..... \$2.00

Multi-outlet receptacle or lighting assembly, per lineal foot \$1.00

Pole or platform-mounted light fixture \$19.00

Theatrical-type lighting fixture, each \$3.00

Building and Safety Division Fee Schedule

County of Ventura • Resource Management Agency • Building and Safety Division
800 South Victoria Avenue, Ventura, CA 93009 • 805 654-2771 • <http://www.vcrma.org/buildingsafety/index.htm>

Originally Adopted: December 19, 1995
Revised Date: May 19, 2026

Attachment 2 Schedule A
Effective Date:

Fixed appliance, not over 1 kw rating \$14.00

Power apparatus. For each motor, generator, transformer, rectifier, commercial/industrial heating device, blower, and similar item of equipment:

Equipment rating in Hp, Kw, Kva, or Fraction thereof

0-10, each \$45.00
Over 10 and not over 50, each \$89.00
Over 50 and not over 100, each \$133.00
Over 100, each \$178.00

NOTE:

- For equipment or appliances having more than one motor, transformer, heater, etc., the sum of such power ratings shall determine the total fee for the unit.
- The fee for power apparatus shall include switches, circuit breakers, contactors, thermostats, relays and directly related control devices.

Air conditioning unit, per ton \$18.00

Illuminated signs, outline lighting and marquees \$89.00

Swimming pool or spa wiring.

Private pool, spa, or pool/spa combined \$133.00
Public pool, spa, or pool/spa combined \$178.00

Overhead power line.

Wiring, support, and anchorage; per pole \$45.00

Underground conduit installation.

Rough-in for future subfeed; per conduit run \$24.00

Busways, per 100 feet or fraction thereof \$35.00

12. Electrical Maintenance Permit \$224.00

13. Electrical Plan Review Fee. A plan review fee equal to 85% of the electrical permit fee shall be applicable to all occupancies as defined in the VCBC.

14. Miscellaneous apparatus, conduits and conductors for which a permit is required but for which no fee is herein set forth \$45.00

F. PLUMBING PERMIT FEES

Building and Safety Division Fee Schedule

County of Ventura • Resource Management Agency • Building and Safety Division
800 South Victoria Avenue, Ventura, CA 93009 • 805 654-2771 • <http://www.vcrma.org/buildingsafety/index.htm>

Originally Adopted: December 19, 1995
Revised Date: May 19, 2026

Attachment 2 Schedule A
Effective Date:

1. System Fee Schedule.
Use the Unit Fee Schedule in Item 2 below to determine additional charges for plumbing work not specified in this System Fee Schedule.

New single-family dwellings and residential additions.

Residential gas, water, drainage, water heater, vent piping and fixtures, including service connections.....\$0.14
per square foot

Swimming pool and spa plumbing.

Residential swimming pool gas, water, drainage, heater and vent piping \$178.00
Commercial pool and spa equipment..... \$222.00

Solar water heating system, including collectors, piping, tanks, and valves.

Residential (potable) water heating..... \$89.00
Non-residential thermal water heating.... Hourly, based on staff time
Swimming pool/spa heating \$89.00

2. Unit Fee Schedule. Unit fees are applicable to all plumbing work not covered by the System Fee Schedule in Item 1 above.

Plumbing fixture, trap or set of fixtures on one trap (including water, drainage piping, and backflow protection)..... \$30.00

Combination waste/vent systems \$267.00

Installation of building supply piping and/or a water piping system within a building \$30.00

Medium or high-pressure gas piping system of one (1) to five (5) outlets \$107.00

Six (6) outlets or more, per outlet..... \$6.00

Low pressure gas piping system of one (1) to five (5) outlets \$30.00

Six (6) outlets or more, per outlet..... \$6.00

Earthquake shut-off valve \$30.00

Fuel oil piping serving domestic, commercial or industrial appliances regulated by the Uniform Mechanical Code..... \$30.00

Medical gas system 1-5 inlets and outlets \$119.00

Each additional..... \$11.00

Chemical waste systems \$74.00

Miscellaneous

Building and Safety Division Fee Schedule

County of Ventura • Resource Management Agency • Building and Safety Division
 800 South Victoria Avenue, Ventura, CA 93009 • 805 654-2771 • <http://www.vcrma.org/buildingsafety/index.htm>

Originally Adopted: December 19, 1995
 Revised Date: May 19, 2026

Attachment 2 Schedule A
 Effective Date:

For each appliance or piece of equipment regulated by the Plumbing Code but not covered in other appliance categories, or for which no other fee is listed.	\$30.00
Medical vacuum system, per station	\$11.00
Water heater and/or vent	\$30.00
Circulating pumps for hot water	\$24.00
Ejector or grinder pump.....	\$24.00
Installation of water treating equipment (Water softener).....	\$24.00
Building sewer	
Not over 200 feet in length	\$74.00
Over 200 feet in length.....	\$133.00
Private sewage disposal (septic) system (Contact the Environmental Health Division for Sewage Disposal System Fees)	
Private on-site sewer system	
For every 100 feet of sewer line, or fraction thereof.....	\$267.00
For sewer laterals connected to the private on-site sewer system...	
For the first four buildings.....	\$222.00
For each additional building.....	\$45.00
Abandoning septic system	\$133.00
Repair or alteration of drainage or vent piping	
For each fixture, building drain, or branch line	\$11.00
Repair or alteration of water piping, each fixture.....	\$11.00
Lawn sprinkler system on one meter, including backflow prevention devices.	
Residential system	\$30.00
Non-residential system.....	\$89.00
Vacuum breaker or backflow prevention device.	
One (1) to four (4)	\$30.00
Five (5) or more, each	\$6.00
Grease traps, each	\$24.00
Industrial/Commercial waste interceptor, including trap and vent.....	\$222.00
Industrial waste sample well, each	\$45.00
Rainwater piping system per drain (inside building).....	\$24.00
Radiant heat piping system...per 1,000 sq ft	\$178.00
Backwater valve, each	\$24.00
Graywater systems	

Building and Safety Division Fee Schedule

County of Ventura • Resource Management Agency • Building and Safety Division
 800 South Victoria Avenue, Ventura, CA 93009 • 805 654-2771 • <http://www.vcrma.org/buildingsafety/index.htm>

Originally Adopted: December 19, 1995
 Revised Date: May 19, 2026

Attachment 2 Schedule A
 Effective Date:

Residential	\$133.00
Non-residential.....	\$222.00

- 3. Plumbing Maintenance Permit..... \$236.00
- Reconnection of gas service..... \$74.00

- 4. Plumbing Plan Review Fee. A plan review fee equal to 85% of the plumbing permit fee shall be applicable to all occupancies as defined in the VCBC.

EXCEPTION: Work in any occupancy when plumbing plans are not required to be submitted.

G. MECHANICAL PERMIT FEES

1. HVAC System Fee Schedule

Use the Unit Fee Schedule in Item 2 below to determine additional charges for mechanical system work not specified in this System Fee Schedule.

New single-family dwellings and residential additions.

Residential HVAC ducts, registers, equipment, and related HVAC work, fireplace flues, fans and other conventional residential mechanical equipment, not including outdoor kitchens or swimming pool equipment.....\$0.08 per square foot

2. Unit Fee Schedule.

Unit fees are applicable to individual items of mechanical equipment.

Replacement swimming pool heaters	\$42.00
Heating appliance	\$42.00
Fireplace flue	\$30.00
Flue or vent serving a heating appliance	\$30.00
Dryer vent	\$30.00

Duct System:

Supply and return air ducts attached to a comfort heating or cooling appliance. Per square foot of conditioned area (min. \$14.00)	\$0.03
Air conditioning system	\$42.00
A/C Condenser Unit.....	\$42.00
Fan Coil.....	\$30.00
Combination heating/cooling unit (Central System) (Heat Pump)....	\$74.00
Air inlet and outlet registry, each.....	\$9.00
Comfort cooling unit, absorption unit, or module thereof	\$45.00

Building and Safety Division Fee Schedule

County of Ventura • Resource Management Agency • Building and Safety Division
800 South Victoria Avenue, Ventura, CA 93009 • 805 654-2771 • <http://www.vcrma.org/buildingsafety/index.htm>

Originally Adopted: December 19, 1995
Revised Date: May 19, 2026

Attachment 2 Schedule A
Effective Date:

Alteration of an existing duct system	\$30.00
Cooling tower and related piping	\$30.00
Evaporative cooling unit, including attached ducts and outlets	\$30.00
Incidental gas piping or electrical wiring to connect any heating, comfort cooling, or evaporative cooling unit to an existing gas piping, or electrical wiring system (each).....	\$30.00
Air handling or ventilation unit, including attached ducts and outlets.	
Unit and one outlet.....	\$30.00
Additional outlets, each	\$9.00
Repair, alteration, or addition to heating appliances	\$30.00
Ventilation system not a part of heating or cooling system ...	\$30.00
Garage ventilation systems.....	\$104.00
Variable Air Volume (VAV) boxes, each	\$30.00
Residential-type exhaust vent, fan, and duct	\$18.00
Commercial hood and related ducts, fan or blower, each	\$267.00
Steam unit/ sauna (residential).....	\$133.00
Boilers, Compressors and Absorption Systems	
For the installation or relocation of each boiler or compressor to and including 3 horsepower (10.6 kW), or each absorption system to and including 100,000 Btu/h (29.3 kW).....	\$35.00
For the installation or relocation of each boiler or compressor over 3 horsepower (10.6 kW), to and including 15 horsepower (52.7 kW), or each absorption system over 100,000 Btu/h (29.3 kW) to and including 500,000 Btu/h (146.6 kW).....	\$59.00
For the installation or relocation of each boiler or compressor over 15 horsepower (52.7 kW), to and including 30 horsepower (105.5 kW), or each absorption system over 500,000 Btu/h (146.6 kW) to and including 1,000,000 Btu/h (293.1 kW).....	\$89.00
For the installation or relocation of each boiler or compressor over 30 horsepower (105.5 kW), to and including 50 horsepower (176 kW), or each absorption system over 1,000,000 Btu/h (293.1 kW) to and including 1,750,000 Btu/h (512.9 kW).....	\$133.00

Building and Safety Division Fee Schedule

County of Ventura • Resource Management Agency • Building and Safety Division
 800 South Victoria Avenue, Ventura, CA 93009 • 805 654-2771 • <http://www.vcrma.org/buildingsafety/index.htm>

Originally Adopted: December 19, 1995
 Revised Date: May 19, 2026

Attachment 2 Schedule A
 Effective Date:

For the installation or relocation of each boiler or compressor over 50 horsepower (176 kW), or each absorption system over 1,750,000 Btu/h (512.9 kW)	\$222.00
Wood burning stoves	\$45.00
Metal chimney or flue serving a boiler.....	\$24.00
Appliance vents	\$15.00
Commercial or industrial incinerator	\$222.00
Metal chimney serving a commercial or industrial incinerator	\$24.00
Kilns	\$59.00
Fire damper	
1-4 dampers: each	\$45.00
Over 4: each.....	\$15.00

Process Piping

When Chapter 14 of the California Mechanical Code is applicable, permit fees for process piping shall be as follows:

For each hazardous process piping system (HPP) of one to four outlets.....	\$15.00
For each piping system of five or more outlets.....	\$3.00
For each non-hazardous process piping system (NPP) of one to four outlets.....	\$6.00
For each piping system of five or more outlets, per outlet.....	\$3.00

Miscellaneous

For each appliance or piece of equipment regulated by the Mechanical Code but not covered in other appliance categories, or for which no fee is listed herein	\$30.00
---	---------

3. Mechanical Maintenance Permit \$236.00
4. Mechanical Plan Review Fee.
 A plan review fee equal to 85% of the mechanical permit fee shall be applicable to all occupancies as defined in the VCBC.

EXCEPTION: Work in any occupancy when mechanical plans are not required to be submitted.

**RESOLUTION OF THE BOARD OF SUPERVISORS
OF THE COUNTY OF VENTURA
ESTABLISHING FEES PURSUANT TO
VENTURA COUNTY ORDINANCE CODE SECTION 4616
PERTAINING TO ISSUANCE OF PERMITS FOR FOOD FACILITIES, ORGANIZED
CAMPS, MASSAGE BUSINESSES, AND PUBLIC SWIMMING POOLS**

WHEREAS, Ventura County Ordinance Code section 4616 authorizes the Board of Supervisors of the County of Ventura (Board) to adopt by resolution a schedule establishing certain fees required by Ventura County Ordinance Code sections 4603, 4607, 4611, and 4612 and other related fees;

WHEREAS, the Board last adopted such fees by resolution dated May 20, 2025;

NOW, THEREFORE, BE IT RESOLVED, DETERMINED AND ORDERED by the Board that the following definitions and fee schedule are hereby adopted pursuant to Ventura County Ordinance Code section 4616:

I. DEFINITIONS:

A. ADMINISTRATIVE

1. “Consultation, or facility inspection, or report preparation services” means any professional services provided by the Environmental Health Division Director of the Ventura County Resource Management Agency (Director), in response to a request for such services, for which there is no fee other than the fees established by this resolution.
2. “Construction Inspection” means inspection of the construction of any facility for which a Permit to Construct, as defined in Ventura County Ordinance Code section 4306 is required. A maximum number of three (3) construction inspections will be allotted to each facility under construction to determine code compliance prior to the issuance of a Permit to Operate.
3. “HACCP Inspection” means any Hazard Analysis Critical Control Point (HACCP) inspection or activity conducted to determine compliance with sections 114417.6, 114419, 114419.1, 114419.2, and 114419.3 of the Health and Safety Code.
4. “Re-Inspections” means any inspection of an operation for which a Permit to Operate is required that is made by the Director to ensure code compliance that is not a routine inspection.

5. “Operation without a permit” means any facility that requires a permit to operate from the Environmental Health Division of the Ventura County Resource Management Agency as the Enforcement Agency, in accordance with the California Retail Food Code, that is in operation without the necessary permit.
6. “Routine Inspection” means any inspection of an operation for which a Permit to Operate is required that is made by the Director to ensure code compliance on a regular schedule established by the Director for that purpose, and also the first follow-up inspection, if any, to such regularly scheduled inspection.
7. “Application for, and a Permit Processing Fee for, a new non-permanent food facility” means any inspection, or administrative activity conducted to determine if the facility is in compliance with applicable sections of the Health and Safety Code.

B. PUBLIC SWIMMING POOL SUBCATEGORIES

1. “General use pool” means any public swimming pool that is not a special use pool.
2. “Special use pool” means a pool designed and used exclusively for a single purpose such as wading, instruction, diving, competition or medical treatment where a licensed professional in the healing arts is in attendance.
3. “Spray ground” means a pool with no standing water in the splash zone and consists of a surge basin with a recirculation system from which water is directed through water features for contact with pool users.

C. FOOD FACILITY SUBCATEGORIES

1. “Adjunct food facility” means any business that offers food at retail as an adjunct service (such as food offered within pharmacies, video stores, gift shops, department stores, etc.). Foods that are offered are limited to prepackaged non-potentially hazardous food, except prepackaged ice cream.
2. “Auxiliary Conveyance” means a vehicle or other conveyance that supplies hand washing and/or warewashing facilities to support an unenclosed Mobile Food Facility
3. “Bakery” means any permanent food facility, and “bakery section” means any portion thereof, where the majority of food products offered at retail consists of breads, pies, cakes, pastries, cookies, doughnuts, crackers and other similar products which are baked,

cooked or prepared on the premises.

4. “Bar” means any permanent food facility, and “bar section” means any portion or on the premises thereof, that serves alcoholic beverages and nonpotentially hazardous food for consumption on the premises.
5. “Catering Operation” means an operation in conjunction with its permitted permanent food facility that provides food service at a permitted Host Facility, as defined in section 113806.1 of the Health and Safety Code.
6. “Community Event Organizer” means the person or organization that is in control of any community event, as defined in section 113755 of the Health and Safety Code, at which at least one temporary food facility operates.
7. “Delicatessen section” means any portion of a permanent food facility that provides potentially hazardous foods that are ready-to-eat or that require little preparation for serving (such as portioning and packaging of meats, cheeses, soups, salads, prepared hot food items), or used as ingredients in the assembly of sandwiches at the permanent food facility.
8. “Fish/seafood section” means any portion of a permanent food facility where the majority of food products offered at retail consists of non-prepackaged fish and/or seafood products to be prepared, cooked, or consumed off the premises.
9. “Food Court common facilities” means the common/shared support facilities such as restrooms, utensil wash facilities, janitorial facilities, trash disposal facilities, and common seating areas for more than one retail food facility located within defined boundaries, enclosed wholly or partly by building or walls or circumscribed by a single building, and facing an open courtyard typically containing shared customer seating. The common/shared facilities are maintained and under the sole control of on-site personnel, and located separate from non-food related facilities in a retail shopping center.
10. “Food demonstrator” means any person who dispenses, prepares, or offers for human consumption any beverage, condiment, confection, food, food additive, or other edible substance for the purpose of inducing customers to taste-test or purchase such product or equipment.
11. “Food production operation” means any area of a permanent food facility that is one the following:

1. Bakery section
 2. Bar section
 3. Delicatessen section
 4. Fish/seafood section
 5. Frozen yogurt/ice cream section
 6. Independently operated food area
 7. Meat section
 8. Open-air barbecue
 9. Outdoor Wood-Burning Oven
 10. Remote Storage Facility
 11. Satellite Food Service
 12. Commissary
12. "Food Warehouse" means a storage facility operated by a public school district or food bank which stores only prepackaged food and produce where no food preparation is conducted on site.
 13. "Frozen yogurt/ice cream section" means any portion of a permanent food facility where the food products offered at retail consist of frozen yogurt and/or ice cream.
 14. "Independently operated food area" means any portion of a permanent food facility that contains equipment, food preparation, retail prepackaged food sales, and/or storage areas that are separate from other food preparation areas within a permanent food facility.
 15. "Liquor store" means any permanent food facility where the majority of food products offered at retail consists of prepackaged alcoholic beverages and non-potentially hazardous prepackaged food, except prepackaged ice cream.
 16. "Market" means any permanent food facility where the majority of food products offered at retail consists of prepackaged food; may offer produce, and may include one or more food production operations within the permanent food facility premises.
 17. "Meat section" means any portion of a permanent food facility where the majority of food products offered at retail consists of meat and poultry products to be prepared, cooked, and consumed off the premises.
 18. "Mobile food facility/type 1" means any mobile food facility which is limited to the handling of prepackaged, non-potentially hazardous food and whole uncut produce.
 19. "Mobile food facility/type 2" means any mobile food facility which handles prepackaged, potentially hazardous food, whole fish and

whole aquatic invertebrates, or bulk dispensing of non-potentially hazardous beverages.

20. "Mobile food facility/type 3" means any mobile food facility restricted to limited food preparation as defined in section 113818 of the Health and Safety Code.
21. "Mobile food facility/type 4" means any mobile food facility conducting food preparation other than limited food preparation as defined in section 113818 of the Health and Safety Code.
22. "Produce Stand" means a food facility that sells, offers for sale, or gives away only produce and/or shell eggs and may include up to 10% of the total square footage of prepackaged, non-potentially hazardous food products.
23. "Push Cart" means a non-motorized vehicle that is not powered by electricity which is limited to the sale of prepackaged frozen confectionaries and prepackaged non-potentially hazardous foods.
24. "Remote Storage Facility" means an enclosure where food products and food related items are stored on the same premises as but not within a permitted food facility.
25. "Restaurant" means any permanent food facility that primarily conducts food preparation and offers food products at retail and may include one or more food production operations within the permanent food facility premises.
26. "Satellite Food Service" includes facilities as defined in Health and Safety Code section 113899 and also includes satellite facilities operated by a school, senior meal program or similar institution which conduct limited food preparation of food items prepared at an offsite food facility.
27. "Swap Meet Prepackaged Food Stand" means any temporary food facility operating at a swap meet which is limited to only prepackaged non-potentially hazardous food and whole uncut produce.
28. "Temporary Food Facility/Type 1" or "TFF-1" means a temporary food facility that handles unpackaged and/or potentially hazardous foods as defined in Health and Safety Code section 113871.
29. "Temporary Food Facility/Type 2" or "TFF-2" means a temporary food facility that handles only prepackaged, non-potentially hazardous foods or whole uncut produce.
30. "Ventura County Fair Food Preparation Vendor" means a food facility

operating at and during the Ventura County Fair wherein food preparation is conducted.

II. APPLICATION FOR AND ISSUANCE OF PERMIT TO CONSTRUCT FEES

Fees required by Ventura County Ordinance Code section 4603 for a plan review and issuance of a Permit to Construct are as follows:

A. PUBLIC SWIMMING POOLS

1. General use pool – The fee for each general use pool shall be based upon the square footage of the pool surface area as follows:

<u>Surface Area</u>	<u>Fee</u>
1,000 sq. ft. or less	\$1,889
More than 1,000 sq. ft.	\$2,822

2. Special use pool – The fee for each special use pool or spray ground is \$2,755.
3. Re-surfacing – When the Permit to Construct is for only the re-surfacing of a public swimming pool, the fee is \$478.
4. Plan Resubmittal – The fee for resubmittal of pool plans for the second and each subsequent resubmittal will be \$337.
5. Additional Construction Inspection – The fee for an additional construction inspection for the fourth and each subsequent construction inspection shall be \$337.
6. Alterations – When the Permit to Construct is for only the alteration of an existing public swimming pool the fee shall be \$301 per item.

B. ORGANIZED CAMPS

1. The fee for plan review and the permit to construct or remodel food facilities operating within an organized camp shall be equal to the amount identified in section II.C. of this resolution for the square footage of the areas being constructed or remodeled.
2. The fee for the construction of general use pools operating within an organized camp shall be equal to the amount identified in section II.A.1. of this resolution for the square footage of the pool surface area.

3. The fee for the construction of a special use pool operating within an organized camp shall be equal to the amount identified in section II.A.2. of this resolution.
4. The fee for the re-surfacing or alteration of a general use pool, or special use pool operating within an organized camp, shall be equal to the amount identified in section II.A.3. of this resolution.
5. In addition to the fee required in 6. below, the plan review fee for the construction or remodel of buildings and structures used or intended for sleeping purposes and shower and toilet facilities within an organized camp shall be an amount equal to the contract hourly rate as established annually by the Board of Supervisors for the Environmental Health Specialist IV classification multiplied by the number of person-hours or fraction thereof expended by the Environmental Health Division in providing such services; provided that minimum of two hours shall be charged for each plan review.
6. In addition to the fee charged in items 1 through 5 above for the Environmental Health Division plan review of organized camps for compliance with the Health and Safety Code, the fee for structural plan check by the Building and Safety Division of the Ventura County Resource Management Agency, of the construction or remodel of all other structures and buildings within an organized camp shall be equal to the amount identified in the Ventura County Building and Safety Fee Schedule as most recently established by the Board of Supervisors for the type of construction or remodel proposed.

C. FOOD FACILITIES

1. The fee for plan review and a permit to construct for each food facility that is a permanent food facility or satellite food service shall be based upon the square footage of areas being constructed or remodeled as follows:

<u>Floor Space</u>	<u>Fee</u>
1,999 sq. ft. or less	\$1,600
1,999 sq. ft. or less, prepackaged food only	\$1,117
2,000 sq. ft. or more	\$3,269
2,000 sq. ft. or more, prepackaged food only	\$2,316

Parking spaces and seating areas in walk-in theaters and auditoriums shall not be included in the computation of square footage.

2. When the plan review consists of one or more of the following activities, the fee for each shall be \$365:
 - a. reviews of a Host Facility or a Catering Operation;
 - b. replacement of existing equipment, installation of new equipment, excluding exhaust hoods;
 - c. addition or replacement of a walk-in refrigerator/freezer unit; and
 - d. construction of customer toilet facilities.
3. Plan Resubmittal – The fee for resubmittal of food plans for the second and each subsequent resubmittal will be \$337.
4. Additional Construction Inspection – The fee for an additional construction inspection for the fourth and each subsequent construction inspection shall be \$337.

III. PLAN REVIEW FEES

A. ALL OTHER FACILITIES

Except as otherwise provided in this section, the plan review fee for all other facilities where a Permit to Construct is not required shall be an amount equal to the contract hourly rate as established annually by the Board of Supervisors for the Environmental Health Specialist IV classification multiplied by the number of person-hours or fraction thereof expended by the Environmental Health Division in providing such services; provided that a minimum of one-half hour shall be charged for each plan review.

B. ADJUNCT FOOD FACILITY AND FOOD FACILITY THAT HANDLES ONLY PREPACKAGED, NOT POTENTIALLY HAZARDOUS FOOD

The fee for each adjunct food facility and food facility that handles only prepackaged, not potentially hazardous food is \$146.

C. MOBILE FOOD FACILITY TYPE 1, 2, 3/MOBILE SUPPORT UNIT

The fee for each mobile food facility and mobile support unit is \$794.

D. MOBILE FOOD FACILITY TYPE 4

The fee for each mobile food facility type 4 is \$1,022.

IV. APPLICATION FOR, AND PERMIT TO OPERATE FEES - REGULAR TERM

Fees required by Ventura County Ordinance Code sections 4606 and 4607 for the issuance of a regular term Permit to Operate, are as follows:

A. ORGANIZED CAMP FEES

The fee for each organized camp is \$617 plus an additional fee of \$370 for each food facility and \$183 for each public swimming pool at the camp site. The fee shall be in lieu of any other food facility fee or public swimming pool fee established by this resolution for any food facility or pool at the camp site.

B. PUBLIC SWIMMING POOL FEES

1. The fee for each public or public school swimming pool up to 3000 sq. ft. surface area is \$468 for the first pool and \$238 for each additional pool at the same assessor parcel number.
2. The fee for each public or public school swimming pool greater than 3000 sq. ft. surface area is \$754 for the first pool and \$238 for each additional pool at the same assessor parcel number.

C. MASSAGE BUSINESS FEE

The fee for each massage business location is \$161.

D. FOOD FACILITY FEES

1. Adjunct Food Facility – The fee for each adjunct food facility shall be based on the square footage of the floor space utilized for the maintenance, use, and operation for the purpose of storing, handling, portioning, packaging, or selling bulk non-potentially hazardous foods as follows:

<u>Floor Space</u>	<u>Fee</u>
1 through 999 sq. ft.	\$85
\$1,000 or more sq. ft.	\$183

2. Bakery – The fee for each bakery shall be based on the square footage of the floor space utilized for the maintenance, use, and operation for the purpose of storing, handling, packaging, or selling of bakery items.

<u>Floor Space</u>	<u>Fee</u>
1 through 1,999 sq. ft.	\$649
2,000 sq. ft. or more	\$677

3. Bakery Section – The fee for each bakery section within a permanent food facility is \$229, which is in addition to any other Permit to Operate fees applicable to that permanent food facility.

4. Bar – The fee for each bar shall be based upon the indoor seating capacity, plus any outdoor seating if the outdoor capacity is greater than 10 seats:

<u>Seating Capacity</u>	<u>Fee</u>
1 through 24	\$285
25 through 49	\$369
50 through 99	\$423
100 or more	\$537

5. Bar Section – The fee for each bar section within or on the premises of a permanent food facility is \$238, which is in addition to any other Permit to Operate fees applicable to that permanent food facility.

6. Catering Operation – The fee for each catering operation shall be \$238.

7. Certified Farmers' Market – The fee for the application and permit processing for each (new) certified farmers' market is \$549.

a. The fee for a permit to operate for each Certified Farmers' Market is \$1,469.

8. Commissary – The fee for each commissary shall be based upon the number of mobile food facilities, mobile support units, or vending machines serviced as follows:

<u>Units Serviced</u>	<u>Fee</u>
1 through 2	\$142
3 through 10	\$285

11 through 24	\$369
25 through 39	\$664
40 through 59	\$852
60 or more	\$1,005

The foregoing fee is in addition to any other Permit to Operate fees that may be applicable to the units serviced by the commissary.

9. Community Event Organizer Event Permit – The fee paid by each community event organizer to obtain a permit for a community event shall be determined in accordance with the following schedule:

Fee Category	Single-day Event	Multi-day Event
1-5 TFFs	\$353	\$570
6-20 TFFs	\$559	\$769
Over 20 TFFs	\$822	\$1,032

- a. The annual Community Event Organizer Event Permit fee for a Certified Farmers' Market is \$823 where 1-5 TFFs operate and \$1,035 where 6 or more TFF-1 operate.
- b. The annual Community Event Organizer Event Permit fee for the Ventura County Fair is \$1,891.
- c. Any non-profit charitable organization operating as a community event organizer shall receive a full waiver of the community event fee that would otherwise be charged, provided both of the following requirements are met:
 1. At least one member of the non-profit charitable organization maintains an active Temporary Food Facility/Community Event Certificate of Training issued by the Environmental Health Division; and this member is available at the event.
 2. The application for the community event must be received by the Environmental Health Division at least 30 days prior to the operation of any food facility at the event that is the subject of the application.

10. Cottage Food Operation

- a. The initial registration fee for a Cottage Food Operation Class

- A is \$259.
- b. The annual registration renewal fee for a Cottage Food Operation Type A is \$130.
- c. The annual permit fee for a Cottage Food Operation Class B is \$375.
11. Delicatessen Section – The fee for each delicatessen section within a permanent food facility is \$238, which is in addition to any other Permit to Operate fees applicable to that permanent food facility.
12. Farm Stand – The fee for each farm stand is \$369.
13. Fish/Seafood Section – The fee for each fish/seafood section within a permanent food facility is \$112, which is in addition to any other Permit to Operate fees applicable to that permanent food facility.
14. Fishermen’s Market – The fee for each fishermen’s market is \$700.
15. Food Court Common Facilities – The fee for each food court common facilities is \$501.
16. Food Demonstrator
- a. The fee for each food demonstrator that distributes prepackaged food products is \$285.
- b. The fee for each food demonstrator that prepares food for distribution is \$528.
17. Food Warehouse – The fee for each food warehouse is \$539.
18. Frozen Yogurt/Ice Cream Section – The fee for each frozen yogurt/ice cream section within a permanent food facility is \$109, which is in addition to any other Permit to Operate fees applicable to that permanent food facility.
19. Host Facility – The fee for each host facility is \$351.
20. Independently Operated Food Area – The fee for each independently operated food area within a permanent food facility is \$238, which is in addition to any other Permit to Operate fees applicable to that permanent food facility.
21. Limited Service Charitable Feeding Operation – The initial and annual registration fee for each limited service charitable feeding operation is \$537.

22. Liquor Store – The fee for each liquor store shall be based on the square footage of the floor space utilized for the maintenance, use, and operation for the purpose of storing, handling or selling of food and beverages as follows:

<u>Floor Space</u>	<u>Fee</u>
1 through 499 sq. ft.	\$377
500 through 999 sq. ft.	\$434
1,000 through 1,999 sq. ft.	\$470
2,000 through 3,999 sq. ft.	\$610
4,000 or more sq. ft.	\$1,067

23. Market – The fee for each market shall be based upon the square footage of the facility as follows:

<u>Floor Space</u>	<u>Fee</u>
1 through 499 sq. ft.	\$566
500 through 999 sq. ft.	\$765
1,000 through 1,999 sq. ft.	\$792
2,000 through 2,999 sq. ft.	\$1,071
3,000 through 3,999 sq. ft.	\$1,161
4,000 through 4,999 sq. ft.	\$1,600
5,000 through 9,999 sq. ft.	\$1,684
10,000 through 19,999 sq. ft.	\$1,756
20,000 through 29,999 sq. ft.	\$1,953
30,000 through 39,999 sq. ft.	\$2,437
40,000 sq. ft. or more	\$2,912

24. Meat Section – The fee for each meat section within a permanent food facility is \$238, which is in addition to any other Permit to Operate fees applicable to that permanent

food facility.

25. Mobile Food Facilities

- a. The fee for each mobile food facility/type 1 is \$271.
- b. The fee for each mobile food facility/type 2 is \$384.
- c. The fee for each mobile food facility/type 3 is \$511.
- d. The fee for each mobile food facility/type 4 is \$654.

26. Mobile Support Unit – The fee for each mobile support unit is \$654.

27. Open-Air Barbecue Facility/Outdoor Wood-Burning Oven – The fee for each open-air barbecue facility or outdoor wood-burning oven is \$183, which is in addition to any other Permit to Operate fees applicable to the food facility operating it.

28. Produce Stand – The fee for each produce stand is based upon the square footage of the floor surface of the stand and any appurtenant structures where food is stored as follows:

<u>Floor Space</u>	<u>Fee</u>
1 through 999 sq. ft.	\$369
1,000 sq. ft. or more	\$494

29. Push Cart – The fee for each push cart shall be \$70.

30. Remote Storage Facility – The fee for each remote storage facility is \$238, which is in addition to any other Permit to Operate fees applicable to the permanent food facility it serves.

31. Restaurant – The fee for each restaurant shall be based upon the indoor seating capacity, plus any outdoor seating if the outdoor capacity is greater than 10 seats:

<u>Seating Capacity</u>	<u>Fee</u>
1 through 49	\$802
50 through 149	\$1,183
150 or more	\$1,446

The seating capacity of restaurants which serve food exclusively or primarily for consumption off the premises or which do not have identifiable seats shall be determined by dividing by 25 the total square footage of the facility. The foregoing fee is in addition to any other Permit to Operate fees that may be applicable to an independent food production operation or a commissary within the restaurant premises.

32. Restricted Food Service Facility – The fee for a restricted food service facility is \$687.
33. Satellite Food Service
 - a. The fee for each satellite food service that handles prepackaged potentially hazardous food or conducts food preparation is \$537.
 - b. The fee for each satellite food service that offers only prepackaged non-potentially hazardous food is \$238.
34. Swap Meet Prepackaged Food Stand – The fee for each swap meet prepackaged food stand is \$298.
35. Temporary Food Facility (TFF) – The fee for a permit to operate each TFF shall be based on the types of foods that are prepared and/or offered to the public pursuant to the following schedule:
 - a. Fees
 1. The fee for a TFF-1 shall be \$159 per event.
 2. The fee for a TFF-2 shall be \$85 per event.
 3. The annual fee for each annual TFF-1 shall be \$537.
 4. The annual fee for a TFF-2 shall be \$285.
 - b. A non-profit charitable organization operating a non-profit charitable TFF within the limitations described in Health and Safety Code section 114332.1 shall receive a full waiver of the TFF fee that would otherwise be charged provided the following requirements are met:
 1. At least one member from the non-profit charitable organization maintains an active Temporary Food Facility/Community Event Certificate of Training issued by the Environmental Health Division, and this member is available at the event.
 2. The application for the TFF must be included with the community event organizer event application and submitted to the Environmental Health Division at least

30 days prior to the operation of the TFF at the community event.

- c. All other applications for a TFF must be included with the community event organizer event application and submitted to the Environmental Health Division at least 30 days prior to the operation of the TFF at the community event.

36. Vending Machine – The fee for each vending machine is \$47.

37. Ventura County Fair Food Preparation Vendor – The fee for a Ventura County Fair Food Preparation Vendor is \$372.

V. PERMIT TO OPERATE-SHORT TERM

The fee required by Ventura County Ordinance Code section 4608 for a short-term Permit to Operate shall be an amount equal to 50 percent of the fee for the corresponding regular-term Permit to Operate, or an amount equal to the contract hourly rate as established annually by the Board of Supervisors for the Environmental Health Specialist III classification, whichever amount is larger.

VI. LATE PAYMENT FEE

The late payment fee required by Ventura County Ordinance Code section 4608, subdivision (a), to be paid in conjunction with the late renewal of a regular-term Permit to Operate, shall be as follows:

- A. No late payment fee shall be imposed if the renewal fee is paid
 - 1. before the expiration date of the permit being renewed;
 - 2. after the expiration date but before the Director has sent a bill for the regular renewal fee; or
 - 3. after the expiration date but within 30 calendar days after the Director has sent such bill.
- B. If the regular renewal fee is paid after the expiration date but within 31 to 60 calendar days after the Director has sent a bill for the regular renewal fee, the late payment fee shall be equal to 10 percent of the regular renewal fee.
- C. If the regular renewal fee is paid after the expiration date and more than 60 calendar days after the Director has sent a bill for the renewal fee, the late payment fee shall be an amount equal to 30 percent of the regular renewal fee.

VII. REPLACEMENT FEE

The fee required by Ventura County Ordinance Code section 4611 for the issuance of each replacement permit or sticker is \$38.

VIII. TRANSFER FEE

The fee required by Ventura County Ordinance Code section 4612 for each transfer of a Permit to Operate is \$38.

IX. CONSULTATION, INSPECTION, LABEL REVIEW, OR REPORT PREPARATION SERVICES FEE

The fee for consultation, or inspection services, or the review of additional cottage food operation labels after the initial review or in excess of 10 labels at the initial review, or the preparation of any report not otherwise provided for in this resolution shall be an amount equal to the contract hourly rate as established annually by the Board of Supervisors for the Environmental Health IV classification multiplied by the number of person-hours or fraction thereof expended by the Environmental Health Division in providing such services; provided that a minimum of two person-hours shall be charged for each inspection.

X. HACCP FEE

The fee for each HACCP inspection shall be an amount equal to the contract hourly rate as established annually by the Board of Supervisors for the Environmental Health Specialist IV classification multiplied by the number of person-hours or fraction thereof expended by the Environmental Health Division in providing such services; provided that a minimum of one person-hour shall be charged for each inspection.

XI. RE-INSPECTION FEE

The fee for each non-compliance inspection shall be \$259.

XII. OPERATION WITHOUT A PERMIT FEE

When the Environmental Health Division determines a facility is operating without the required permit, the initial fee to obtain the required permit shall be three times the cost of the associated permit.

BE IT FURTHER RESOLVED AND DETERMINED by the Board that the fees herein comply with state law, including the aforementioned statutes. The fees charged do not exceed the estimated reasonable costs of the regulatory activity they support, and those costs are apportioned to individual payers in a manner that bears a fair or reasonable relationship to the payers' burdens on or benefits from the regulatory activity. The documentation and analysis supporting the amount of the fees are on file with the County agencies involved in the calculations and are incorporated herein by reference.

BE IT FURTHER RESOLVED, DETERMINED AND ORDERED by the Board that the resolution adopted May 20, 2025, is repealed effective July 1, 2026, except section II (Permit to Construct Fees) and section III (Plan Review Fees), which shall be repealed effective on the 60th day after the date of adoption this resolution.

BE IT FURTHER RESOLVED, DETERMINED AND ORDERED by the Board that this resolution is hereby adopted, and the fees herein shall become operative on July 1, 2026, except section II (Permit to Construct Fees) and section III (Plan Review Fees), which shall become operative on the 60th day after the date of adoption of this resolution.

On motion by Supervisor Parvin, seconded by Supervisor Long, and duly carried, the foregoing resolution was passed and adopted on May 19, 2026.



Chair, Board of Supervisors

ATTEST: DR. SEVET JOHNSON
Clerk of the Board of Supervisors
County of Ventura, State of California



By 

Deputy Clerk of the Board

RESOLUTION NO. 26-045

RESOLUTION OF THE BOARD OF SUPERVISORS OF THE COUNTY OF VENTURA ESTABLISHING FEES FOR THE ENFORCEMENT AND ADMINISTRATION OF THE VENTURA COUNTY FLOODPLAIN MANAGEMENT ORDINANCE

WHEREAS, Ventura County Ordinance No. 4521, section 3.6 provides that a schedule of fees for services performed in the enforcement and administration of the Ventura County Floodplain Management Ordinance shall be adopted by resolution of the Board of Supervisors of the County of Ventura ("Board"); and

WHEREAS, the Board last adopted a schedule of fees by resolution dated May 20, 2025 (the "May 20, 2025 Resolution"); and

WHEREAS, the proposed schedule of fees is consistent with the Board's policy of full cost recovery whenever feasible with exceptions noted;

NOW, THEREFORE, BE IT RESOLVED, DETERMINED AND ORDERED by the Board as follows:

- 1. The May 20, 2025 Resolution is repealed effective August 1, 2026.
- 2. The attached schedule entitled "Fees for Floodplain Management Services" is consistent with state law. The fees charged do not exceed the estimated reasonable costs of the regulatory activity they support, and those costs are apportioned to individual payers in a manner that bears a fair or reasonable relationship to the payers' burdens on or benefits from the regulatory activity. The documentation and analysis supporting the amount of the fees are on file with the County agencies involved in the calculations and are incorporated herein by reference.
- 3. This resolution is hereby adopted, and the attached schedule shall become operative on August 1, 2026.

On motion of Supervisor Parvin, seconded by Supervisor Long, the foregoing resolution was passed and adopted on May 19, 2026.

[Signature]
Chair, Board of Supervisors

ATTEST: DR. SEVET JOHNSON
Clerk of the Board of Supervisors
County of Ventura, State of California

By [Signature]
Deputy Clerk of the Board



**PROPOSED FY 2026-27
FEE FOR FLOODPLAIN MANAGEMENT SERVICES**

ITEM #	ITEM	DEPOSIT (Actual cost to be Billed)	FIXED FEE	INVESTIGATION/ PROCESSING FEE
1.	Floodplain Permit Residence & Detached Garage	\$1,580		
2.	Floodplain Permit Non Residence	\$1,910		
3.	Flood Elevation Certificate Review & Inspection	\$1,130		
	Review Only	\$620		
4.	CLOMR, LOMR, CLOMR-F, LOMR-F Submittal to FEMA	\$6,550		
5.	Floodplain Clearance		\$585	
6.	Floodplain Waiver		\$115	
7.	Floodplain Violation Fee			Actual cost based on investigation time by staff
8.	Record or Release of Notice		\$640	
9.	Floodplain Permit Simple Projects		\$1,565	
10.	Coastal Review and Permit	\$1,895		
11.	Less than 50% Substantial Improvement Review	\$910		

NOTES: If billed fees and charges are not paid within 30 days of billing, a penalty charge of 5% of the unpaid balance will be added to the balance due. Each month thereafter, an interest charge of 2% of the unpaid balance will be added and compounded until the bill is paid in full. The Director of the Public Works Agency or designee ("Director") may waive all or a portion of these late payment penalties and interest charges ("late fees") under the following circumstances: 1) any late fees waived are incurred on other fees imposed pursuant to this schedule which are due and payable; 2) the Director and the debtor execute an agreement, subject to County Counsel review, to settle the past due account; and 3) the amount of late fees waived is equitable and appropriate considering the reasons the debtor failed to pay the fees on time and the County's policy of recovering costs incurred in connection with grading permits and inspections.

**RESOLUTION OF THE BOARD OF SUPERVISORS
OF THE COUNTY OF VENTURA
ESTABLISHING FEES FOR GRADING PERMITS AND GRADING PLAN REVIEW
PURSUANT TO THE VENTURA COUNTY BUILDING CODE**

WHEREAS, Ventura County Building Code, Appendix J Grading, Section J104.3 Grading Permit Fees, provide that grading permits and grading plan review fees shall be as set forth in schedules enacted by the Board of Supervisors of the County of Ventura ("Board"); and

WHEREAS, by resolution dated May 20, 2025 (the "May 20, 2025 Resolution") the Board established a schedule of fees for grading permits and grading plan reviews; and

WHEREAS, the fees established by the May 20, 2025 Resolution should be adjusted in order to reflect changes in the costs of the services to which they pertain; and

WHEREAS, the proposed schedule of fees is consistent with the Board's policy of full cost recovery whenever feasible with exceptions noted;

NOW, THEREFORE, BE IT RESOLVED, DETERMINED AND ORDERED by the Board as follows:

1. The May 20, 2025 Resolution is repealed effective August 1, 2026.
2. The attached schedule is consistent with state law. The fees charged do not exceed the estimated reasonable costs of the regulatory activity they support, and those costs are apportioned to individual payers in a manner that bears a fair or reasonable relationship to the payers' burdens on or benefits from the regulatory activity. The documentation and analysis supporting the amount of the fees are on file with the County agencies involved in the calculations and are incorporated herein by reference.
3. This resolution is hereby adopted, and the attached schedule shall become operative on August 1, 2026.

Upon motion of Supervisor Parvin, seconded by Supervisor Long, the foregoing resolution was passed and adopted on May 19, 2026.

[Signature]
Chair, Board of Supervisors

ATTEST: DR. SEVET JOHNSON
Clerk of the Board of Supervisors
County of Ventura, State of California

By [Signature]
Deputy Clerk of the Board



**PROPOSED FY 2026-27
FEE FOR GRADING PERMITS & INSPECTION SERVICES**

ITEM #	ITEM	DEPOSIT (Actual cost to be Billed)	Qualifies for Pay as You Go Plan Check Program ¹	FIXED FEE ²	INVESTIGATION/ PROCESSING FEE
13.	Water Availability Letter Review	\$3,470	No		
14.	Special Coordination Deposit Includes creating agreements for property transfers, compliance agreements, post BMP inspections, special plan reviews by other entities (Roads & Transportation Department and Watershed Protection Department), and Geohazard Site Inspection	\$2,305	No		Actual Costs (including overhead) to County. If costs exceed deposit, additional deposits shall be made as required.
15.	Late Payment Charge & Appeal of Charges				If billed fees and charges are not paid within 30 days of billing, a penalty charge of 5% of the unpaid balance will be added to the balance due. Each month thereafter, an interest charge of 2% of the unpaid balance will be added and compounded until the bill is paid in full. The Director of the Public Works Agency or designee ("Director") may waive all or a portion of these late payment penalties and interest charges ("late fees") under the following circumstances: 1) any late fees waived are incurred on other fees imposed pursuant to this schedule which are due and payable; 2) the Director and the debtor execute an agreement, subject to County Counsel review, to settle the past due account; and 3) the amount of late fees waived is equitable and appropriate considering the reasons the debtor failed to pay the fees on time and the County's policy of recovering costs incurred in connection with grading permits and inspections.
16.	General Meeting Requests And Subpoena Deposit	Rate is based on a minimum of one hour charge for the meeting or attendance in court or a deposition. Should the meeting take longer than one hour, the Applicant will be responsible for paying for the additional time rounded to the next half hour. The applicable hourly rates for County employees is provided in Attachment 1, Schedule A "Schedule of 2026-27 Service Rates & Fees"			
17.	Water Will Serve Letter Processing		No	\$175	

1. Pay as You Go Plancheck Program allows for the Deposit to be paid on a per plan check basis equivalent to the percentages of the total deposit:
1st Plancheck Deposit: 54%, 2nd Plancheck Deposit: 32%, 3rd Plancheck Deposit: 14%. Applicant will be required to sign the Grading Permit Plan Check and Processing Deposit Agreement
2. Fees are based on Board Approved Service Rate provided in Attachment 1, Schedule A "Schedule of 2026-27 Service Rates & Fees"

RESOLUTION NO. 26-047

EFFECTIVE JULY 1, 2026

**RESOLUTION OF THE BOARD OF SUPERVISORS
ESTABLISHING RENTS, FEES, AND INSURANCE REQUIREMENTS
FOR THE COUNTY HARBOR DEPARTMENT
AND DELEGATING AUTHORITY FOR EXECUTION
OF CERTAIN AGREEMENTS SUBJECT TO SPECIFIED GUIDELINES**

THE VENTURA COUNTY BOARD OF SUPERVISORS HEREBY ORDERS AND RESOLVES THE FOLLOWING:

I. RENTS, FEES, AND INSURANCE REQUIREMENTS.

The Rents, Fees, and Insurance Requirements prescribed in the attached Schedule A are hereby approved and adopted, and all prior inconsistent schedules are repealed as of the effective date of this resolution.

II. AUTHORIZATION TO EXECUTE.

The Director of the County of Ventura Harbor Department or his or her designee is authorized to execute on behalf of the County of Ventura (County): Leases, Subleases, Licenses, Permits, Special Use/Activity Permits, Concession Agreements, Extensions, Amendments, Consents, Notices of Default and Notices of Intent to Terminate Leases, Subleases, Licenses and other agreements, Notices to Quit and Reimbursement Agreements for Cost Recovery as are hereinafter defined and in accordance with the provisions of the attached schedule.

A. DEFINITIONS.

1. LEASE or SUBLEASE. A conveyance of real property rights for occupancy or use of land, improvements, or a combination thereof. Under this authority, the term shall not exceed five (5) years, including options to extend. Examples: leasing of land for improvements, leasing of a building or portion of a building to tenant or concessionaire.
2. LICENSE. A conveyance of personal rights for occupancy or use of property under this authority, limited to a five (5) year term.
3. PERMIT. A personal right to occupy or use property under this authority, limited to a maximum term of one (1) year. A Permit may be extended subject to termination pursuant to a thirty (30)-day Notice of Termination.

4. SPECIAL USE/ACTIVITY PERMIT. A personal right to occupy, use or conduct a specified activity, limited under this authority to a maximum of seven (7) days.
5. CONCESSION AGREEMENT. An agreement to operate a County-supported business on County property.
6. EXTENSION, AMENDMENT, CONSENT, NOTICE OF DEFAULT, NOTICE OF INTENT TO TERMINATE AND NOTICE TO QUIT.
 - a. Extension is a continuation of an existing agreement approved by the Board of Supervisors (Board) without change, or limited to changes authorized by this authority, but in no event may the Extension extend the term beyond the maximum term set forth in this authority for the applicable agreement.
 - b. Amendment is a change of one or more of the terms, conditions, or covenants consistent with authorized terms and amounts specified in Board-approved rent and fee schedules.
 - c. Consent is approval of an action described in a term, condition, or covenant in an existing agreement approved by the Board made subject to "County approval" or similar language. Examples include consent to subleases and assignments of lease. The Harbor Director may issue a Consent after determining that there has been proper compliance with the terms, conditions and covenants of the agreement.
 - d. Notice of Default is a notice by which the Harbor Director, or his or her authorized representative, gives written notice that a breach or default has occurred and gives specific instructions and timelines on how the breach or default must be cured.
 - e. Notice of Intent to Terminate is a notice by which the Harbor Director, or his or her authorized representative, gives written declaration of intent to terminate pursuant to a breach or default. On a Board-approved agreement, the Harbor Director shall obtain the approval of the Board prior to terminating the agreement. Agreements approved by the Harbor Director pursuant to this authority may be terminated by the Harbor Director.
 - f. Notice to Quit is a notice by which the Harbor Director, or his or her authorized representative, gives written notice that a tenant is to vacate the premises, whether due to a breach or default of the Lease, due to the expiration of the term of the Lease or pursuant to the terms of the Lease (such as a month-to-month tenancy).

7. REIMBURSEMENT AGREEMENTS FOR COST RECOVERY. An agreement setting forth a deposit amount and a cost recovery mechanism for services to be provided to lessees or potential lessees. Example – lease amendments, permit processing.

a. Deposit – Cash deposits are submitted and hours billed against these deposits based on actual staff time expended (with the exception of the Harbor Director’s first 100 hours), with no billing limit. Billings are based on the work hours expended multiplied by the current hourly rate established by the Board or, in the case of outside consultants, the actual hours and rate billed. Should final costs be less than the amount of the deposit, the remaining deposit will be refunded. Should final costs exceed the deposit, the depositor will be invoiced for the balance due pursuant to the Reimbursement Agreement accompanying the deposit.

8. SECURITY DEPOSIT. All tenants or licensees shall provide the County with, and maintain at all times, a Security Deposit in an amount prescribed by the Lease or License covering such property or, if there is no Lease or License, by this resolution. For Leases, said amount shall be based on rent adjusted periodically; for Licenses, said amount shall be equal to one (1) month’s license fee. Public entities governed by the Board shall be exempt. Said deposit shall be placed in a County trust account or place of safekeeping and shall guarantee the tenant’s or licensee’s full and faithful performance of all terms and conditions of the Lease or License. The following forms of deposit are acceptable: Cash, time certificate of deposit (CD), irrevocable letter of credit, and assigned savings passbook.

B. PREPARATION. The Licenses, Permits, Special Use/Activity Permits, Concession Agreements, Amendments, Notices of Default, Notices of Intent to Terminate and Notices to Vacate shall be prepared by the Harbor Department and are subject to review and approval by County Counsel.

C. BACKGROUND DETERMINATION AND GUIDELINES. No agreement will be executed under the authority of this resolution if the County Executive Officer or the Director of the Harbor Department determines that:

1. The proposed use or occupancy is in conflict with official or certified plans for development and/or federal, state or local laws;
2. The other party(s) to a proposed agreement has a reputation, character, or background which could be detrimental to the County’s interest; or

3. Such other party(s) does not have technical knowledge, management ability, or financial capability to fulfill the purpose and provisions of the agreement.

D. RENTAL POLICY. It shall continue to be the Harbor Department's policy to require tenants or users of Harbor property to pay rents established by Board-approved Rent and Fee Schedules; however, the Harbor Director may determine that certain special services including labor, materials, and public relations/advertising may be accepted in lieu of cash payment of rent where consistent with this authority and applicable law approved by County Counsel as to legal form. Public agencies may request in writing a waiver of fees, which may be approved at the discretion of the Harbor Director.

E. POLICY SETTING AGREEMENTS. Any transaction authorized by this Resolution that is considered policy setting in the opinion of the County Executive Officer or the Harbor Director shall be submitted to the Board for approval and execution.

III. AUTHORIZATION TO ESTABLISH AND MODIFY RATES.

The Harbor Director is hereby granted authority to determine the appropriate previously approved rate to be applied to a new revenue source, not specifically provided for in an agreement, e.g., determining whether rent for a new business should be calculated at the rental rate for "miscellaneous," "all other sources permitted," or "any other source not permitted." In addition, the Harbor Director is authorized to increase or decrease slip rates annually in such amount so as not-to-exceed the average actual rates per linear foot of privately operated west channel marinas and to achieve these rates without excessive annual increases.

IV. CALCULATION OF FEES.

The fees set forth in the attached Schedule A are consistent with state law. The fees charged do not exceed the estimated reasonable costs of the regulatory activity they support, and those costs are apportioned to individual payers in a manner that bears a fair or reasonable relationship to the payers' burdens on or benefits from the regulatory activity. The documentation and analysis supporting the amount of the fees are on file with the Harbor Department and are incorporated herein by reference.

The foregoing resolution, including the attached Rent and Fee Schedule, is passed, approved, and adopted by the Board of Supervisors on May 19, 2026, supersedes all previous Harbor fee resolutions and is effective on July 1, 2026.

Date: May 19, 2026

By: J. F. [Signature]
Chair, Board of Supervisors

ATTEST: DR. SEVET JOHNSON
Clerk of the Board of Supervisors
County of Ventura, State of California

By: [Signature]
Deputy Clerk of the Board



CHANNEL ISLANDS HARBOR DEPARTMENT

RATE AND FEE SCHEDULE

I. COUNTY-OWNED MARINAS

No vessel shall be allowed to remain as tenant in an assigned boat slip on either the Small Boat or Commercial Fishing Marinas or guest dock facilities without having first registered with the Harbor Director, or the Director's representative, and having obtained a valid permit or License Agreement as required and having paid the fees as set forth below:

A. BOAT STORAGE

1. Guest Boat Docking Fee (Overnight)

- a. Vessels utilizing the guest slips shall be assessed current overnight charges of \$1.90 per ft./night with a minimum fee of \$47.00. Slip fees are subject to change upon the discretion of the Harbor Director in accordance with Section III of the Rate and Fee Resolution.
- b. Vessels with excessive beams or appurtenances will be charged for all spaces encumbered.
- c. Guest docks are intended to accommodate boat owners/operators en route to or from their homeports or marinas. Maximum berthing shall be limited to ten (10) days within a thirty (30) day period. Unoccupied vessels authorized by the Director to be stored at the guest dock longer than ten (10) days shall provide proof of vessel insurance with minimum limits of \$100,000 naming the County of Ventura as additional insured (see Exhibit A). Unoccupied vessels authorized by the Director to stay longer than the ten (10) day stay shall pay daily storage rate of \$2.20 per ft./day. Fees are subject to change upon the discretion of the Harbor Director in accordance with Section III of the Rate and Fee Resolution.
- d. Slip License Agreement (Month-to-month)
Slip licensees in either the Small Boat or Commercial Fishing Marinas will be required to execute a month-to-month license agreement, provide vessel liability insurance with a minimum limit of \$100,000 naming the County of Ventura as additional insured (see Exhibit A). Monthly slip fees are as follows:

Small Boat Marina		\$335.00
Commercial Fishing Marina	Commercial	N/A
	Recreational	N/A
CISCO – County Slips	Commercial	\$16.25 per ft.
	Recreational	\$18.75 per ft.
Fisherman’s Wharf	Commercial	\$16.25 per ft.
	Recreational	\$18.75 per ft.

Monthly slip fees are subject to change upon the discretion of the Harbor Director in accordance with Section III of the Rate and Fee Resolution.

The monthly fee does not include any possessory interest tax, which is the responsibility of the individual licensee.

a. Security Deposit

Tenants shall provide the Harbor Department with and thereafter maintain refundable cash deposits in an amount equal to the sum of the following:

- (1) One month's rent in effect at the time of initial license sign-up.
- (2) Late Fee: 10% of the current month's rent.
- (3) Key Card Fee: A non-refundable fee will be required for each issued key card

Security deposits are refundable upon termination of the license reduced if applicable, by any amount applied to the tenant's unpaid rent.

2. Waiting List Fee

A waiting list will be established when required and maintained by the Harbor Department. Placement on the list will be on a first come, first served basis. A deposit equal to one month's rent is required. An applicant may remove their name from the list upon written request. Said deposit shall be returned less administrative processing fee of \$30.00.

B. BOAT RESIDENCE PERMIT

Permit granted for up to one year to reside aboard a vessel in the Harbor. The annual permit fee is \$250.00.

II. COMMERCIAL ACTIVITY PERMIT

No person or business entity other than the current lessee or licensee shall sell or publicly solicit the sale of merchandise, conduct or operate a business or service for hire or compensation, or advertise or solicit business or utilize Harbor land or water area upon property under the jurisdiction of the Channel Islands Harbor Department unless a permit is first obtained from the Harbor Director or his or her designee. The permit holder will perform permitted activities only in those areas designated on the permit. To qualify for a Commercial Activity Permit, the following is required:

A. PERMIT FEE

- | | |
|------------------|----------|
| 1. Daily Permit | \$145.00 |
| 2. Annual Permit | \$340.00 |

B. A CERTIFICATE OF INSURANCE naming the County of Ventura as additional insured with coverage specified in Exhibit A.

C. PERMIT ID CARD DEPOSIT

ID cards will be issued to Annual Permit holders. A \$30.00 deposit shall be collected on all issued ID cards, which is refundable when returned.

D. EVIDENCE of the applicable City business license.

III. SPECIAL USE PERMIT

No person or business entity shall conduct any commercial filming, photography, or demonstrations upon property under the jurisdiction of the Channel Islands Harbor Department without first obtaining a permit from the Harbor Director or his or her designee. To qualify for a Commercial Film, Photography Permit, the following is required:

A. PERMIT FEE (Daily)

1. TV, Movie or Commercial Filming	\$1,000 - \$8,500
2. Commercial Photographing	\$300 - \$4,250
3. Commercial Demonstrations	\$300 - \$4,250
4. Private Events (weddings, etc.)	\$375 - \$2,200

Certificate of insurance naming the County of Ventura as additional insured with coverage as specified in Exhibit A.

B. SECURITY/CLEAN-UP DEPOSIT equal to the per-day fee may be required if determined by the Harbor Director to be justified by the planned activity.

Note: (a) Maximum permit term is seven (7) days including set-up and disassembly time, without advance approval of the Harbor Director or his or her designee.

(b) Activity on leased property requires a County Permit. Distribution of the fee will be negotiated between the lessee and the County.

IV. DEPOSIT REQUIRED FOR COST RECOVERY

A current lessee or potential lessee requesting revisions to existing lease documents or assistance from the County Harbor Department in obtaining building permits, preparing environmental impact statements, etc., shall be required to deposit funds in advance of such revisions or assistance to cover the cost incurred by the County Harbor Department. Costs incurred will be billed directly to the party requesting the service. The deposit will be held for final bill payments, with any deposit balance remaining after the service is complete being refunded.

A. DEPOSIT

\$3,500 to \$40,000, as determined by the Harbor Director.

B. HOURLY RATES

1. Consultant	Actual Cost
2. Director (billable after first 100 hours)	\$ 267.00
3. Deputy Director	\$ 283.00
4. Senior Program Administrator	\$ 237.00
5. Program Administrator II	\$ 132.00
6. Director of Planning & Development	N/A
7. Harbor Planning Specialist	N/A
8. Lease Manager	\$ 205.00
9. Harbor Master	\$ 212.00

10. Harbor Captain	N/A
11. Harbor Sergeant	\$ 156.00
12. Harbor Patrol Officer	\$ 116.00
13. Facilities Operation Specialist	\$ 135.00
14. Harbor Maintenance	\$ 89.00
15. Manager Fiscal/Admin	N/A
16. Accounting Manager	\$ 222.00
17. Principal Accountant	\$ 173.00
18. Accountant II	\$ 159.00
19. Public Information Officer	\$ 169.00

V. MISCELLANEOUS FEES

A. HARBOR PERSONNEL SERVICES

Special uses requiring Harbor Department personnel shall be charged, in addition to use fee, an hourly rate for personnel for each hour or portion thereof required at the following rates:

1. Harbor Patrol Officers
 - a. Regular rate \$ 116.00 per hour
2. Maintenance Workers
 - a. Regular rate \$ 89.00 per hour

Example of such services:

- (a) Crowd control
- (b) Special maintenance requirements other than normal cleanup
- (c) Uses requiring special operational services or supervision
- (d) Extended hours beyond normal closing

B. TOWING AND/OR PUMPING FEE

An hourly towing and/or pumping charge shall be required at the rate of \$232.00 per hour, or any part of an hour. No tow charge shall be made when the US Coast Guard releases a vessel to the Channel Islands Harbor Patrol for continuation of towing.

C. IMPOUND OR ABANDONMENT FEE

An impound or abandonment fee of \$232.00 shall be charged in addition to any applicable towing fee, storage fee, and any other reasonable costs incurred in impounding a boat or vehicle. Storage fees shall be equal to the daily "Guest Dock Docking Fee" with no less than \$47.00 per day minimum charge.

D. COIN-OPERATED BOAT WASH

A fee of \$3.50 shall be charged for use of the coin-operated boat wash.

E. BAD (NSF) CHECK FEE

A fee of \$50.00 shall be added to the amount owed on any check returned for insufficient funds or any other reason.

F. LATE PAYMENT SERVICE FEE

Boat Slip License Agreements. Payments not received within ten (10) days of the due dates shall be charged a late service fee. The service fee will be

calculated by multiplying the unpaid portion of the current month's slip rent by 10%.

G. KEY CARD FEE

Security gates and restrooms key cards will be issued to authorized persons. A \$25.00 fee shall be collected on all issued key cards, which is non-refundable. Broken or damaged cards will be replaced for a fee of \$25.00.

H. USE OF HARBOR FOR PROMOTION OF BOATING AND/OR NON-PROFIT/COMMUNITY ACTIVITY

Boating and other maritime related and/or community oriented one-time events considered to be of public interest, and/or having a value to the boating community, may request in writing a waiver of fees, which may be approved at the discretion of the Harbor Director.

I. TRANSFER OF TITLE DOCUMENT PROCESSING FEE

A fee of \$380.00 shall be charged for the processing of each document for the Transfer of Title of any sale, assignment or other transfer of the Channel Islands Condominiums. The fee shall be submitted prior to approval of such documents by the Harbor Director.

J. OTHER

Other uses not herein covered will be considered upon written request. Organizations and/or individuals requesting permits shall provide all required information regarding the proposed activity. Fees will be charged as justified by the planned activity and determined by the Harbor Director.

K. KAYAK/SUP STORAGE

No person or business entity shall store a kayak or stand-up paddle board (SUP) upon property under the jurisdiction of the Channel Islands Harbor Department without first obtaining permission from the Harbor Director or his or her designee. A monthly fee shall be charged for the storage of a kayak or SUP at the Harbor designated storage location.

1. Kayak \$ 50 - \$125 per month
2. Stand-up paddle board \$ 50 - \$125 per month

L. ELECTRIC VEHICLE CHARGING

Electric vehicle charging is available at the following rates:

1. Access Rate \$ 0.37 - \$ 0.50 per kWh
2. Thereafter Rate \$ 5.00 per hour
(begins 30 mins after vehicle is fully charged)

M. ELECTRONIC PAYMENT CONVENIENCE FEES

Harbor Department will absorb these fees, which are less than 3% of the transaction amount, for electronic payments received through the ePay system.

VI. PARKING AND VIOLATIONS

A. DAYTIME PARKING - LAUNCH RAMP

- | | |
|----------------|-----------|
| 1. Daily rate | \$ 17.00 |
| 2. Annual rate | \$ 320.00 |

B. OVERNIGHT PARKING - LAUNCH RAMP

- | | |
|--|--------------------|
| 1. Occupied recreational vehicle w/vessel trailer | \$ N/A |
| 2. Unoccupied vehicle with Vessel Trailer | \$ 24.00 per night |
| 3. Annual (Commercial only, space limited from September 15 to May 15) | \$ 365.00 |

C. PARKING FINES – ALL LOTS

- | | |
|---|-----------------------------|
| 1. Handicapped parking violation | \$ 350.00 |
| 2. Violations in all other regulated parking areas | \$ 65.00 |
| 3. Commercial use of Public Launch Ramp | \$ 300.00 - \$3,000 per day |
| 4. Violations during holidays and special events (Including day before and day after) | \$ 130.00 |
| 5. Violations of Harbor Safety Restrictions | \$ 195.00 |

VII. JUNIOR LIFEGUARD PROGRAM

The Channel Islands Harbor Department offers a Junior Lifeguard Program for children ages 8 through 15 years. The program is held over two 4-week sessions each summer. Prices for the 2026-27 season shall be \$575.00 for the first child from a family and \$545.00 for siblings or children that register for multiple sessions. An additional fee of \$55.00 - \$80.00 will be charged for every child to cover the one-day island trip each session. The Harbor Director may increase rates not to exceed 10% in any one year based on the cost of providing the program.

VIII. COUNTY-OWNED FUEL DOCK

The County of Ventura operates a fuel dock, which sells gasoline and diesel fuel to recreational and commercial fishing vessels. Fuel shall be sold at a price approved by the Harbor Director based on selling prices to be established every time fuel supply is purchased by the fuel dock. Prices shall be calculated using a formula that will recover costs and other taxes not passed on to consumers, plus an additional mark-up for the cost of general Harbor operations. Prices shall be “marked up” by \$0.90 to \$1.50 per gallon based on actual costs.

IX. FISHERMAN’S WHARF CRANE USE FEE

The County operates a 2000-lb. capacity crane at Fisherman’s Wharf Dock for use by commercial fishermen. The crane will be powered by tokens available at the Harbor Patrol Office. A fee of \$11.00 (1 token) for 15-minute use will be charged.

X. LEASE AGREEMENTS

No requirements or conditions of this Rate and Fee Schedule shall apply to agreements (leases, subleases and concession agreements) with a term in excess of two (2) years. Any such agreement shall specifically dictate any requirements or conditions discussed in this Rate and Fee Schedule.

INSURANCE REQUIREMENTS

SPECIAL/COMMERCIAL ACTIVITY PERMITS

Although additional insurance coverage and limits may be required, the coverages listed below shall be the general types and limits of coverage necessary to obtain a permit:

Commercial General Liability “occurrence” coverage in the amount of \$1,000,000 combined single limit (CSL) bodily injury and property damage for each occurrence, including personal injury, broad form property damage, products and completed operations, broad form blanket contractual and \$100,000 fire legal liability. (If business involves salvage operations, coverage must include ship repair, diving and salvage operations.)

Business Auto Policy including all owned autos, non-owned autos, scheduled autos and uninsured motorists. Limits of \$500,000 for each occurrence. Personal auto liability policy shall have minimum coverage in the amount of \$50,000 and must cover uninsured/underinsured motorist.

Workers’ Compensation coverage in full compliance with California statutory requirements, for all employees of permit holder and Employer’s Liability in minimum amount of \$1,000,000.

Marina Activities: **Marina Operators Protection and Indemnity** coverage in the minimum amount of \$1,000,000 CSL bodily injury and property damage for any one accident or occurrence. (Maintenance and/or use of dock, including but not limited to docking, loading and unloading of passengers.) (Yacht Clubs shall have regatta insurance in the amounts of \$1,000,000 for all on-water events.)

Marina Operators Legal Liability coverage in the minimum amount of \$1,000,000 CSL bodily injury and property damage for any one accident or occurrence. (Coverage for care, custody and control.)

Vessel Liability: **Protection and Indemnity** coverage in the minimum amount of \$1,000,000 CSL bodily injury and property damage for any one accident or occurrence (including tower’s liability if engaged in towing operations).

SMALL BOAT COMMERCIAL FISHING MARINA

Vessel Liability: **Protection and Indemnity** coverage in the minimum amount of \$100,000 CSL bodily injury and property damage for any one accident or occurrence. (Vessels remaining at the County Guest Docks for more than ten (10) days in a thirty (30) day period shall be required to provide same coverage.)

The above policy/policies must name the County of Ventura as additionally insured. An additionally insured endorsement and certificate of insurance must be provided with a thirty (30) day cancellation notice (or ten (10) days from the carrier for non-payment).

RESOLUTION NO. 26-048

RESOLUTION OF THE BOARD OF SUPERVISORS OF THE VENTURA COUNTY WATERSHED PROTECTION DISTRICT ESTABLISHING FEES FOR WATERCOURSE PERMITS AND USE OF DISTRICT PROPERTY

WHEREAS, the Ventura County Watershed Protection District (District) Ordinance No. WP-2 provides that a schedule of fees for the processing, plan checking, investigation, inspection and renewal of watercourse permits shall be adopted by resolution of the District's Board of Supervisors ("Board"); and

WHEREAS, District Ordinance No. WP-2 further provides that a facility fee for the use of District Property shall also be established; and

WHEREAS, the Board last adopted a schedule of fees by resolution dated May 20, 2025 (the "May 20, 2025 Resolution"); and

WHEREAS, labor rates have increased in 2026, creating the need to amend the fees;

NOW, THEREFORE, BE IT RESOLVED, DETERMINED AND ORDERED by the Board as follows:

1. The May 20, 2025 Resolution is repealed effective on the 60th day following the date of adoption of this resolution.
2. The attached Schedule A entitled "Fees for Services Provided by VCWPD" is consistent with state law. The fees charged do not exceed the estimated reasonable costs of the regulatory activity they support, and those costs are apportioned to individual payers in a manner that bears a fair or reasonable relationship to the payers' burdens on or benefits from the regulatory activity. The documentation and analysis supporting the amount of the fees are on file with the District and County of Ventura agencies involved in the calculations and are incorporated herein by reference.
3. This resolution is hereby adopted, and the attached schedule shall become operative on the 60th day following the date of adoption of this resolution.

On motion of Supervisor Parvin seconded by Supervisor Long, the foregoing Resolution was passed and adopted on May 19, 2026.

J. F. [Signature]
Chair, Board of Supervisors

ATTEST: DR. SEVET JOHNSON
Clerk of the Board of Supervisors of Ventura County,
State of California and Ex Officio Clerk of the
Board of Supervisors of Ventura
County Watershed Protection District

By: [Signature]
Deputy Clerk of the Board



**PROPOSED FY 2026-27
FEES FOR SERVICES PROVIDED BY VCWPD**

ITEM #	ITEM	APPLICATION, RENEWAL/EXTENSION/MODIFICATION PROCESSING FEE	PLAN CHECK & INVESTIGATION FEE	INSPECTION FEE	SERVICE FEE
1.	Watercourse Permit	\$510	If estimated cost is \$250 or less, such estimated cost. If estimated cost is more than \$250, actual cost*	If estimated cost is \$250 or less, such estimated cost. If estimated cost is more than \$250, actual cost*	
2.	Encroachment Permit	\$510	If estimated cost is \$250 or less, such estimated cost. If estimated cost is more than \$250, actual cost*	If estimated cost is \$250 or less, such estimated cost. If estimated cost is more than \$250, actual cost*	
3.	Use of Access Rd	\$510			
4.	Key Installation or Opening Gates	\$510			
5.	Earth Removal Permit	\$510			Market value
6.	Facility Use	\$510	Actual Cost*	Actual Cost*	Market value as determined by PWA-Real Estate Svcs Div
7.	Flood Control Services				Actual Cost*
8.	Graffiti Removal/Trash Removal (include a benefit to the District)	No Cost	No Cost	No Cost	No Cost
9.	Fire Abatement; Tree Trimming, branch removal in WPD R/W Educational, no disturbance to WPD ROW and facilities (include a benefit to the District)	No Cost	No Cost	No Cost	No Cost
10.	R/W Processing & Recording				Actual Cost*
11.	Underground Facility Use	\$510			Set by separate Resolution dated 9/18/90, which provides for automatic adjustment

* Contract hourly rate of employee doing the work, multiplied by the number of hours

RESOLUTION NO. 26-049

**RESOLUTION OF THE BOARD OF SUPERVISORS OF THE COUNTY OF VENTURA
ESTABLISHING THE SCHEDULE OF RATES AND FEES FOR
VENTURA COUNTY ANIMAL SERVICES**

WHEREAS, the Board of Supervisors of the County of Ventura (Board) may, by resolution, establish rates and fees for County agencies and departments; and

WHEREAS, by resolution dated May 20, 2025, the Board established and amended rates and fees for various County agencies and departments, including Ventura County Animal Services; and

WHEREAS, the rates and fees established or amended by the May 20, 2025 resolution should be adjusted in order to reflect changes in the costs of the services to which they pertain; and

WHEREAS, the proposed rates and fees for Ventura County Animal Services are consistent with state law and the Board's policy of full cost recovery whenever feasible with exceptions noted;

NOW, THEREFORE, BE IT RESOLVED, DETERMINED AND ORDERED by the Board as follows:

1. The May 20, 2025, resolution, is repealed effective July 1, 2026.
2. The attached schedule of rates and fees for services rendered, and licenses and permits issued, by Ventura County Animal Services is consistent with state law. The rates and fees charged do not exceed the estimated reasonable costs of the regulatory activity they support, and those costs are apportioned to individual payers in a manner that bears a fair or reasonable relationship to the payers' burdens on or benefits from the regulatory activity. The documentation and analysis supporting the amount of the rates and fees are on file with the County agencies involved in the calculations and are incorporated herein by reference.
3. This resolution is hereby adopted, and the attached schedule of rates and fees shall become operative on July 1, 2026.

On motion by Supervisor Parvin, seconded by Supervisor Long, the foregoing resolution was passed and adopted on May 19, 2026.

J. Johnson
Chair, Board of Supervisors

ATTEST: DR. SEVET JOHNSON
Clerk of the Board of Supervisors
County of Ventura, State of California

By [Signature]
Deputy Clerk of the Board



VENTURA COUNTY ANIMAL SERVICES
Schedule of Rates and Charges for Services
Proposed - Effective July 1, 2026

		Schedule A	
		Prior Fees FY 2025-2026	Proposed Fees FY 2026-2027
A Impoundment			
1 Dogs and Cats licensed: per animal			
1a	First Impoundment	\$ 0.00-30.00	\$ 0.00-30.00
1b	Each successive impoundment within 36 months	\$ 0.00-60.00	\$ 0.00-60.00
2 Dogs and Cats unlicensed: per animal			
2a	First Impoundment	\$ 0.00-50.00	\$ 0.00-50.00
2b	Each successive impoundment within 36 months	\$ 0.00-60.00	\$ 0.00-60.00
3 Birds (except poultry): per animal			
		\$ 0.00-10.00	\$ 0.00-10.00
4 Livestock: Per Animal			
4a	Pig, Sheep or goat	\$ 0.00-30.00	\$ 0.00-30.00
4b	Cattle, horses, ponies, mules, donkeys or other livestock	\$ 0.00-100.00	\$ 0.00-100.00
4c	Poultry (except roosters) and rodents	\$ 0.00-10.00	\$ 0.00-10.00
4d	Rooster	\$ 0.00-30.00	\$ 0.00-30.00
4e	Rabbit	\$ 0.00-25.00	\$ 0.00-25.00
5 Wildlife/Exotics: per animal			
5a	Legally owned exotic and native wildlife	\$ 0.00-75.00	\$ 0.00-75.00
5b	Tortoise, Turtle, Snake, Lizard	\$ 0.00-25.00	\$ 0.00-25.00
B Boarding: Per Animal Each Day			
1	Dog/cat/rabbit	\$ 0.00-15.00	\$ 0.00-15.00
2	Dog or cat with litter (per day)	\$ 0.00-20.00	\$ 0.00-20.00
3	All other livestock	\$ 0.00-25.00	\$ 0.00-25.00
4	Exotic or native wildlife (except birds)	\$ 0.00-15.00	\$ 0.00-15.00
5	Tortoise, turtle, snake, lizard	\$ 0.00-10.00	\$ 0.00-10.00
6	Rodents, birds, poultry (excluding fighting roosters)	\$ 0.00-10.00	\$ 0.00-10.00
7	Fighting rooster	\$ 0.00-20.00	\$ 0.00-20.00
8	Police/Court boarding >15 days		
8a	Dogs/Cats	\$ 0.00-27.00	\$ 0.00-27.00
8b	Livestock	\$ 0.00-35.00	\$ 0.00-35.00
C Pet Overpopulation Impact Fee (State Imposed)			
1	Additional cost for the reclaim of a dog or cat found stray and unaltered (first offense)	\$ 35.00	\$ 35.00
2	Second offense	\$ 50.00	\$ 50.00
3	Third or more offenses	\$ 100.00	\$ 100.00
D Disposal			
1 Disposal (by weight) - rate includes \$25 handling fee			
1a	0 - 10 lbs	\$ 30.00	\$ 30.00
1b	11 - 25 lbs	\$ 38.00	\$ 38.00
1c	26 - 50 lbs	\$ 50.00	\$ 50.00
1d	51 - 75 lbs	\$ 63.00	\$ 63.00
1e	76 - 100 lbs	\$ 75.00	\$ 75.00
1f	100 + lbs	\$ 85.00	\$ 85.00
1g	Livestock (Outside vendor)	Actual Cost	Actual Cost
2	Transport - Animals pickup for disposal	\$ 45.00	\$ 45.00
E Euthanasia: Per Animal (Owner Requested)			
1	Dog/Cat/Rabbit (incl processing, exam. Non-refundable)	\$ 0.00-100.00	\$ 0.00-100.00
2	Small Companion Animal (incl processing, exam. Non-refundable)	\$ 0.00-30.00	\$ 0.00-30.00
3	Transport - Animals picked up offsite	\$ 45.00	\$ 45.00
F Private Cremation			
1	Handling and Processing Fee	\$ 25.00	\$ 25.00
G Owner Relinquishment of Animals			
1	Dog/Cat/Rabbit - Altered	\$ 0.00-45.00	\$ 0.00-45.00
2	Dog/Cat/Rabbit - Unaltered	\$ 0.00-110.00	\$ 0.00-110.00
3	Litter: Dogs (under 10 weeks)		
3a	First Dog	\$ 0.00-110.00	\$ 0.00-110.00
3b	Each Additional Dog	\$ 0.00-5.00	\$ 0.00-5.00
4	Reptile, poultry, rodent, cavy, bird	\$ 0.00-25.00	\$ 0.00-25.00
5	Small Livestock (less than 100 lbs)	\$ 0.00-105.00	\$ 0.00-105.00
6	Large livestock (over 100 lbs)	\$ 0.00-200.00	\$ 0.00-200.00
7	Transport - Animals picked up offsite	\$ 0.00-45.00	\$ 0.00-45.00
H Veterinarian Services			
1	Vaccination, Immunization	\$ 10.00	\$ 10.00
2	Microchip Implant	\$ 10.00	\$ 10.00
3	Spay or Neuter Dog/Cat/Rabbit	\$ 20.00-75.00	\$ 20.00-75.00
4 Veterinary Procedures (In House)			
Per Treatment			
4a	Initial exam. (per treatment)	\$ 55.00	\$ 55.00
4b	Follow up Exams (Per treatment)	\$ 20.00	\$ 20.00
4c	Minor Procedure (Supplies/Expenses) w/o staff time	\$ 150.00	\$ 150.00
4d	Major Procedure (Supplies/Expenses) w/o staff time	\$ 350.00	\$ 350.00
4e	Orthopedic Surgery (Supplies/Expenses) w/o staff time	\$ 500.00	\$ 500.00
4f	Splint	\$ 50.00	\$ 50.00
4g	Bandage Change	\$ 15.00-50.00	\$ 15.00-50.00
4h	Sedation	\$ 50.00	\$ 50.00
4i	Anesthesia (per hour)	\$ 100.00	\$ 100.00
4j	Radiography	\$ 40.00	\$ 40.00
4k	Ultrasound	\$ 25.00-125.00	\$ 25.00-125.00
4l	Dental/extractions	\$ 250.00	\$ 250.00
4m	IV Catheter	\$ 40.00	\$ 40.00
4n	Oral Treatment	\$ 25.00	\$ 25.00
4o	Otic Treatment	\$ 30.00	\$ 30.00
4p	Injection (IM/IV/SQ)	\$ 20.00	\$ 20.00
4q	Ophthalmic Treatment	\$ 90.00	\$ 90.00
4r	Medical Shave	\$ 50.00	\$ 50.00

	Prior Fees FY 2025-2026	Proposed Fees FY 2026-2027
Per Day		
4s Pain Management - per day	\$ 25.00	\$ 25.00
4t Oxygen Therapy (per day)	\$ 10.00-15.00	\$ 10.00-15.00
4u Fluid Therapy (per day)	\$ 35.00	\$ 35.00
4v Nursing Care (glucose monitoring, seizure care, parental feeding) per day	\$ 5.00-35.00	\$ 5.00-35.00
5 Laboratory Analysis (in house)		
5a Fecal	\$ 10.00	\$ 10.00
5b Urinary Analysis	\$ 15.00	\$ 15.00
5c Fungal Culture	\$ 15.00	\$ 15.00
5d BG	\$ 5.00	\$ 5.00
5e FELV/FIV Test	\$ 20.00	\$ 20.00
5f PCV/TP	\$ 10.00	\$ 10.00
5g CHEMISTRY PANEL/CBC	\$ 50.00	\$ 50.00
5h T4	\$ 25.00	\$ 25.00
5i Parvo Test	\$ 20.00	\$ 20.00
5j Heartworm	\$ 20.00	\$ 20.00
5k Skin Scraping/cytology	\$ 15.00	\$ 15.00
5l Giardia	\$ 20.00	\$ 20.00
6 Laboratory Analysis (Vendor)	Actual Cost	Actual Cost
7 Discharge Medications (Per Medication)	\$ 20.00	\$ 20.00
8 Treatment or Evaluation by Outside Veterinarian	Actual Cost	Actual Cost
9 Prescription Diet Food, per day	\$ 5.00	\$ 5.00
I Adoption of Animals		
1 Dog: County Resident; includes license, sterilization and microchip	\$ 0.00-120.00	\$ 0.00-120.00
2 Puppy (under 16 weeks): County Resident; includes license, sterilization and microchip	\$ 0.00-200.00	\$ N/A
3 Dog: Out of County Resident; includes sterilization and microchip	\$ 0.00-95.00	\$ 0.00-95.00
4 Puppy (under 16 weeks): Out of County Resident; includes sterilization and microchip	\$ 0.00-175.00	\$ N/A
5 Cat: includes sterilization and microchip (additional license fees may apply)	\$ 0.00-85.00	\$ 0.00-85.00
6 Rodents, Insect	\$ 0.00-5.00	\$ 0.00-5.00
7 Bird		
7a Bird: Common Caged	\$ 0.00-15.00	\$ 0.00-15.00
7b Bird, Exotic	\$ 0.00-200.00	\$ 0.00-200.00
7c Fowl/Poultry, Common	\$ 0.00-15.00	\$ 0.00-15.00
8 Exotic Mammal or Reptile (ie Chinchilla, Fancy Ball Python, Etc)	\$ 0.00-150.00	\$ 0.00-150.00
9 Livestock		
9a Equine	\$ 0.00-1,000.00	\$ 0.00-1,000.00
9b Other	\$ 0.00-150.00	\$ 0.00-150.00
10 Rabbit, Reptile, Tortoise, Turtle		
10a Reptile, Common & Amphibians	\$ 0.00-10.00	\$ 0.00-10.00
10b Rabbit - Spay/Neutered	\$ 0.00-50.00	\$ 0.00-50.00
10c Tortoise, Turtle	\$ 0.00-15.00	\$ 0.00-15.00
10d Sulcata Tortoise	\$ 0.00-50.00	\$ 0.00-50.00
11 Cavy/Guinea Pig	\$ 0.00-10.00	\$ 0.00-10.00
12 Adoption Deposit Hold - nonrefundable	50% of Adoption	50% of Adoption
Portions of these fees may be waived if the transfer is to an organization for the prevention of cruelty to animals that is tax exempt under IRS Code Section 501.C.3		
J Capture and/or Transportation of Livestock, Exotic, and Native Wildlife		
1 Wildlife Relocation Fee (Trapped by other than County Officer)	\$ 25.00	\$ 25.00
2 Any animal requiring the use of livestock vehicle with two animal control officers (Contract Rate, per hour)	N/A	\$ 320.00
2a Per hour, between the hours of 8:00 AM and 5:00 PM except holidays (In half hour increments)	\$ 180.00	\$ N/A
2b Per hour, between the hours of 5:00 PM and 8:00 AM and all day on holidays (In half hour increments)	\$ 270.00	\$ N/A
3 Additional personnel required for capturing, loading and/or transportation (Contract Rate, per hour)	N/A	\$ 160.00
3a Per person, per hour between the hours of 8:00 AM and 5:00 PM, except holidays (In half hour increments)	\$ 90.00	\$ N/A
3b Per person, per hour between the hours of 5:00 PM and 8:00 PM, and holidays (In half hour increments)	\$ 135.00	\$ N/A
4 Fee per hour, charged by person deputized by the Animal Services Director to capture and transport livestock, and including use of livestock vehicle	Actual Cost	Actual Cost
K Quarantine		
1 Shelter, per animal, plus daily board and fees	\$ 70.00	\$ 70.00
2 Offsite, per animal	\$ 50.00	\$ 50.00
3 Intimate Contact/Other 6 month home, per animal	\$ 150.00	\$ 150.00
4 Six-Month Shelter (Plus daily board and fees)	\$ 300.00	\$ 300.00
L Miscellaneous		
1 Hearing Transcript Fee (Audio Recording Copy)	\$ 40.00	\$ 40.00
2 Bad Check Fee	\$ 35.00	\$ 35.00
3 Online Licensing Convenience Fee	\$ Actual Cost	\$ Actual Cost
4 Court Reporter (Outside vendor)	Actual Cost	Actual Cost
5 Certified Transcript Fee (Outside vendor)	Actual Cost	Actual Cost
M Licenses and Permits		
1 Dog or Cat (12 month)		
1a Unaltered:	\$ 105.00	\$ 105.00
i Late Penalty (Annual Fee plus)	\$ 105.00	\$ 105.00
1b Spayed / Neutered	\$ 25.00	\$ 25.00
i Late Penalty (Annual Fee plus)	\$ 25.00	\$ 25.00
2 Dog or Cat (24 month)		
2a Unaltered:	\$ 210.00	\$ 210.00
i Late Penalty (Annual Fee plus)	\$ 105.00	\$ 105.00
2b Spayed / Neutered	\$ 40.00	\$ 40.00
i Late Penalty (Annual Fee plus)	\$ 25.00	\$ 25.00
3 Dog or Cat (36 month)		
3a Unaltered:	\$ 315.00	\$ 315.00
i Late Penalty (Annual Fee plus)	\$ 105.00	\$ 105.00
3b Spayed / Neutered	\$ 60.00	\$ 60.00
i Late Penalty (Annual Fee plus)	\$ 25.00	\$ 25.00
4 Senior Citizen license fee - Owner > 55 years (with proof), Dog or Cat is spayed/neutered		
4a Senior Citizen License (12 month)	\$ 15.00	\$ 15.00
i Late Penalty (Annual Fee plus)	\$ 15.00	\$ 15.00
4b Senior Citizen License (24 month)	\$ 20.00	\$ 20.00

	Prior Fees FY 2025-2026	Proposed Fees FY 2026-2027
i Late Penalty (Annual Fee plus)	\$ 15.00	\$ 15.00
4c Senior Citizen License (36 month)	\$ 25.00	\$ 25.00
i Late Penalty (Annual Fee plus)	\$ 15.00	\$ 15.00
5 Temporary License - Cat or Dog (1 year only)	\$ 0.00-105.00	\$ 0.00-105.00
6 Animal Facility Permit - Initial Fee - Commercial: per year	\$ 400.00	\$ 400.00
6a Renewal Fee - Commercial	\$ 350.00	\$ 350.00
7 Animal Facility Permit - Initial Fee - Hobby or 501(c)(3) (Annual Fee)	\$ 250.00	\$ 250.00
7a Renewal Fee - Hobby or 501(c)(3)	\$ 175.00	\$ 175.00
8 Duplicate of license tag, Dog or Cat	\$ 10.00	\$ 10.00
9 Transfer of license tag, Dog or Cat	\$ -	\$ -
10 Breeder Permit (dog/cat) - 12 Month (in addition to Animal License)	\$ 105.00	\$ 105.00
11 Nuisance Animal License - 12 Month (In addition to annual license)	\$ 105.00	N/A
11a Late Penalty for Nuisance Animal License	\$ 105.00	N/A
12 Filming permit review	\$ 50.00	\$ 50.00
13 License Processing fee (per license to Contract Cities)	\$ 6.00	\$ 6.00
14 Rooster Keeping Permit (Annual Fee)	\$ 60.00	\$ 60.00
15 Rooster Keeping Permit - Youth oriented and/or Non-Profit (Annual Fee)	\$ 0.00-25.00	\$ 0.00-25.00
16 Potentially Dangerous Dog Annual Administrative Fee (In addition to annual animal license)	\$ 0.00-150.00	\$ 0.00-150.00
16a Late Penalty for Potentially Dangerous Dog Annual Fee (In addition to animal license cost and potentially dangerous dog annual admin fee cost)	\$ 105.00	\$ 105.00
17 Vicious Dog Annual Administrative Fee (In addition to annual animal license)	\$ 500.00	\$ 500.00
17a Late Penalty for Vicious Dog Annual Fee (In addition to animal license cost and vicious dog admin fee cost)	\$ 105.00	\$ 105.00
18 ADA Qualifying Service Dog License	-	-
N Inspections - Per Hour		
1 Animal Facility Kennel inspection	Hourly Rate - see below	Hourly Rate - see below
2 Rooster Permit Inspection	Hourly Rate - see below	Hourly Rate - see below
3 Rodeo, Circus, Commercial Animal Exhibit	Hourly Rate - see below	Hourly Rate - see below
4 Pet shop, Adoption Facility	Hourly Rate - see below	Hourly Rate - see below
5 Post Hearing Compliance Check	Hourly Rate - see below	Hourly Rate - see below
6 Filming Location	\$ 100.00	\$ 100.00
6a Humane Conduct Monitoring - Per Hour	Hourly Rate - see below	Hourly Rate - see below
O Administrative Hearings/Cruelty Investigations		
1 Preliminary Work; includes speaking to reporting party to deem if a case is justified under County Ordinance/State Law, send/receive statement of facts, officer investigation prep - per hour	\$ 145.00	\$ 160.00
2 Administrative Hearing Official - per hour	Hourly Rate - see below	Hourly Rate - see below
3 Officer Investigation Time	Field contract time (under contract)	Field contract time (under contract)
4 Preparation of Findings and Orders - per hour	\$ 145.00	\$ 160.00
5 Proof of Service of Findings and Orders	Field Contract time	Field Contract time
6 Additional Costs Incurred from non-departmental sources	Actual Cost	Actual Cost
7 Additional costs incurred to the County resulting from Cruelty Investigations	Actual Cost	Actual Cost
8 Forensic Exam and Findings	Actual Cost	Actual Cost
9 Administrative Hearing Deposit (Refundable if civil penalty vacated)	\$ 0.00-1,000.00	\$ 0.00-1,000.00
P Administrative Citations Assessing Civil Penalties		
1 First Violation of code section	\$ 100.00	\$ 100.00
2 Second Violation of same code section	\$ 200.00	\$ 200.00
3 Third and every additional violation of same code section	\$ 500.00	\$ 500.00
4 Citation Processing Fee	\$ 30.00	\$ 30.00
5 Administrative Citation Program processing fee (per citation)	\$ 5.00	\$ 5.00
6 Administrative Citation Review (Refundable deposit if citation vacated)	\$ 40.00	\$ 40.00
Q Labor Rate		
1 Animal Control Officer II for-Rabies Control/City Contract- per Person, Per Hour	\$ 145.00	\$ 160.00
2 Deputy Director (Per Hour)	\$ 151.00	\$ 155.00
3 Management Assistant III (Per Hour)	\$ 82.00	\$ 90.00
4 Field Services Manager - (Per Hour)	\$ 121.00	\$ 126.00
5 Animal Control Officer III (Per Hour)	\$ 82.00	\$ 89.00
6 Managing Veterinarian (per Person, per Hour)	\$ 190.00	\$ 177.00
7 Registered Veterinarian Technician (per Person, per Hour)	\$ 92.00	\$ 90.00
8 Veterinarian (per Person, per Hour)	\$ 153.00	\$ 176.00
9 Veterinarian Assistant (per Person, per Hour)	\$ 66.00	\$ 78.00

RESOLUTION NO. 26-050

**RESOLUTION OF THE BOARD OF SUPERVISORS
OF THE COUNTY OF VENTURA
ESTABLISHING PACKER AND SCANNER FEES**

WHEREAS, Ventura County Ordinance Code section 6297-5 authorizes the Board of Supervisors of the County of Ventura (Board) to determine by resolution permit fees for persons operating as packers or utilizing scanners; and

WHEREAS, the Board last adopted such fees by resolution dated May 20, 2025; and

WHEREAS, certain adjustments to the previously adopted fees are necessary; and

WHEREAS, the proposed fees are consistent with state law and the Board's policy of full cost recovery whenever feasible with exceptions noted;

NOW, THEREFORE, BE IT RESOLVED, DETERMINED AND ORDERED by the Board as follows:

1. A permit fee for any person operating as a packer or utilizing a scanner shall be as follows:
 - a. Number of Point of Sale Stations
 - i. 1 - 3 \$185.00
 - ii. 4 - 9 \$350.00
 - iii. 10 or more \$500.00
 - b. Number of Packages per Year
 - i. Less than 10,000 Exempt
 - ii. 10,000 or more \$325.00
2. The fees herein are consistent with state law. The fees charged do not exceed the estimated reasonable costs of the regulatory activity they support, and those costs are apportioned to individual payers in a manner that bears a fair or reasonable relationship to the payers' burdens on or benefits from the regulatory activity. The documentation and analysis supporting the amount of the fees are on file with the County agencies involved in the calculations and are incorporated herein by reference.


3. This Resolution is hereby adopted, and the fees herein shall become operative on July 1, 2026.

On motion by Supervisor Parvin, seconded by Supervisor Long, the foregoing Resolution was passed and adopted on May 19, 2026.



Chair, Board of Supervisors

ATTEST: DR. SEVET JOHNSON
Clerk of the Board of Supervisors
County of Ventura, State of California

By 

Deputy Clerk of the Board



RESOLUTION NO. 26-051

**RESOLUTION OF THE BOARD OF SUPERVISORS
OF THE COUNTY OF VENTURA
ESTABLISHING FEES FOR VARIOUS PERMITS,
REGISTRATIONS, EXEMPTIONS AND APPEALS
RELATING TO MEDICAL WASTE AND BODY ART**

WHEREAS, Ventura County Ordinance Code section 4579 provides that fees for the issuance of any registration, permit, or exemption, or for the filing by an applicant of any appeal, pursuant to the Medical Waste Management Act (Health and Safety Code, § 117600 et seq.) and Safe Body Art Act (Health and Safety Code, § 119300 et seq.) or Ventura County Ordinance Code sections 4565 through 4579 shall be prescribed by resolution of the Board of Supervisors of the County of Ventura; and

WHEREAS, by resolution adopted July 16, 1991, the Board prescribed fees to implement the provisions of the Medical Waste Management Act; and

WHEREAS, by resolution adopted June 5, 2012, the Board prescribed fees to implement the provisions of the Safe Body Art Act; and

WHEREAS, by various subsequent resolutions, the Board has amended the fees, most recently by resolution adopted May 20, 2025; and

WHEREAS, it is desirable to affirm such fees;

NOW, THEREFORE, BE IT RESOLVED, DETERMINED, AND ORDERED by the Board that the following fees are hereby adopted:

I. Medical Waste Fees

1. The fee for a two-year registration of a small-quantity generator issued pursuant to Health and Safety Code section 117925 shall be paid in two annual installments of \$235 each, with the first installment coming due on the date of issuance of the registration and the second installment coming due on the first anniversary of the date of issuance; provided, however, that any installment coming due after termination of the registration shall be excused.
2. The fee for a two-year registration of a small-quantity generator issued pursuant to Ventura County Ordinance Code section 4573 shall be paid in annual installments \$146, with the first installment coming due on the date

of issuance of registration and the second installment coming due on the first anniversary of the date of issuance; provided, however, that any installment coming due after termination of the registration shall be excused.

3. The fee for a one-year registration of a large-quantity generator issued pursuant to Health and Safety Code section 117950 shall come due on the date of issuance of the registration and shall be determined as follows.

a. Where the generator is a "community clinic," a "free clinic," a "surgical clinic," a "chronic dialysis clinic," or a "rehabilitation clinic" as defined in Health and Safety Code section 1204, subdivisions (a) and (b), the fee shall be \$790.

b. Where the generator is a "general acute care hospital" as defined in Health and Safety Code section 1250, subdivision (a), the fee shall be based on the number of beds in the facility, as of the date of registration, as follows:

<u>Number of Beds</u>	<u>Fee</u>
1 - 99	\$1,416
100 - 199	\$1,887
200 or more	\$2,596

c. Where the generator is an "acute psychiatric hospital" as defined in Health and Safety Code section 1250, subdivision (b), the fee shall be \$473.

d. Where the generator is a "skilled nursing facility" as defined in Health and Safety Code section 1250, subdivision (c), the fee shall be based on the number of beds in the facility, as of the date of registration, as follows:

<u>Number of Beds</u>	<u>Fee</u>
1 - 99	\$652
100 - 199	\$826
200 or more	\$945

e. Where the generator is a "clinical laboratory" as defined in Business and Professions Code section 1206, subdivision (a)(3), the fee shall be \$473.

f. Where the generator is a veterinary clinic or a veterinary hospital, the fee shall be \$473.

- g. Where the generator is a medical office that does not fall into any of the categories listed above, the fee shall be \$473.
- h. Where the generator is not a medical office and does not fall into any of the categories listed above, the fee shall be \$473.
- i. Where the generator is a Biotech facility as defined in Ventura County Ordinance Code section 4566, subdivision (a), the fee shall be based on the number of buildings, as follows:

Number of Buildings	Fee
1 - 5	\$494
6 or more	\$987

- j. Where the generator falls into more than one of the categories listed above, the highest applicable fee shall be paid.
4. The fee for a five-year permit for an on-site medical waste treatment facility issued pursuant to Health and Safety Code section 118130 shall be paid in five equal annual installments, the first coming due on the date of issuance of the permit, and the remaining four coming due on the four successive anniversaries of the date of issuance; provided, however, that any installment coming due after termination of the permit shall be excused; provided, further, that the installment shall be excused if the operator of the facility is also a registered small-quantity generator or a registered large-quantity generator. Each annual installment shall be equal to the amount of the highest annual registration fee or registration fee installment payable by any generator to be served by the treatment facility.
 5. The annual fee for a permit for a common storage facility issued pursuant to Health and Safety Code section 117928 shall come due on the date of initial issuance and on each successive anniversary thereof until the permit expires or is terminated, shall be based on the number of generators served by the facility, as of the anniversary date and shall be computed as follows:

<u>No. of Generators Served</u>	<u>Fee</u>
10 or fewer	\$187
11 - 49	\$473
50 or more	\$945

6. The fee for filing any appeal or petition for hearing pursuant to Ventura County Ordinance Code section 4578 shall be \$233.

- II. Body Art Fees are based on the Environmental Health Specialist IV contract hourly rate as of due date and calculated using the multipliers described below.
1. The fee for a one-year registration as a Practitioner issued pursuant to the Safe Body Art Act (SBAA), Health and Safety Code section 119306 shall come due on the date of issuance of the registration and on each successive anniversary thereof and calculated on 1.0 hour of time.
 2. The annual health permit fee for a Body Art Facility issued pursuant to SBAA, Health and Safety Code section 119312 shall come due on the date of issuance of the permit and on each successive anniversary thereof and calculated on 3.0 hours of time.
 3. The fee for a one-year registration as a Practitioner issued pursuant to SBAA, Health and Safety Code section 119306 who is also a Body Art Facility Owner as defined in Health and Safety Code section 119301(q) shall come due on the date of issuance of the registration and on each successive anniversary thereof and calculated on 0.5 hours of time.
 4. The annual health permit fee for a Body Art Vehicle defined in SBAA, Health and Safety Code section 119301(ab) and issued pursuant to SBAA, Health and Safety Code section 119316 shall come due on the date of issuance of the permit and on each successive anniversary thereof and calculated on 1.5 hours of time.
 5. The permit fee for a Body Art Sponsor as defined in SBAA, Health and Safety Code section 119301(y) and issued pursuant to SBAA, Health and Safety Code section 119318 shall come due on the date of issuance and calculated on 4.0 hours of time for 1-2 Temporary Body Art Facilities as defined in Ventura County Ordinance Code section 4566(l) and 9.0 hours for 3 or more Temporary Body Art Facilities.
 6. The permit fee for a Temporary Body Art Facility issued pursuant to SBAA, Health and Safety Code section 119317.5 shall come due on the date of issuance and calculated on 0.5 hours of time.
 7. The fee to submit for approval plans to construct a Body Art Facility pursuant to SBAA, Health and Safety Code section 119312(h) shall come due on the date plans are submitted and calculated on 6.0 hours of time.
 8. The fee to submit for approval plans to construct a Body Art Vehicle as defined in SBAA, Health and Safety Code section 119301(ab) and pursuant to SBAA, Health and Safety Code section 119312(h) shall come due on the date plans are submitted and calculated on 3.0 hours of time.

9. The notification fee for a Mechanical Stud and Clasp Ear Piercing facility as described in SBAA, Health and Safety Code section 119325 shall be \$45.00 and due upon submittal on the Mechanical Stud and Clasp Ear Piercing Notification form.
10. The fee for the review of a Bloodborne Pathogen Exposure Control Training program to ensure compliance with the requirements set forth in the SBAA, Health and Safety Code section 119307(c) and gain approval as an approved Bloodborne Pathogen Exposure Control Training program shall come due on the date the training program is submitted and calculated on 6.0 hours of time.

III. Delinquent Payment Formula

If any fee or installment on a fee required in sections I. or II. of this resolution is not paid on or before the delinquency date, the person liable for that fee or installment shall also pay an additional amount equal to:

1. 10 percent of the fee or installment if the fee or installment plus such additional amount are paid within 30 days after the delinquency date; or
2. 30 percent of the fee or installment if the fee or installment or such additional amount is paid more than 30 days after the delinquency date. The term "delinquency date" means:
 - a. in the case of a generator, facility or hauler that is unlawfully operating without a current registration, permit or exemption to which the fee or installment pertains, the date on which such illegal operation commenced; and
 - b. in the case of a generator, facility or hauler that is operating with a current registration or permit to which the fee or installment pertains, the due date specified in this resolution for such fee or installment.

The additional amount specified in this section is imposed to compensate the County for the estimated additional cost associated with processing late applications and payments and not as a penalty.

BE IT FURTHER RESOLVED AND DETERMINED by the Board that the fees herein are consistent with state law. The fees charged do not exceed the estimated reasonable costs of the regulatory activity they support, and those costs are apportioned to individual payers in a manner that bears a fair or reasonable relationship to the payers' burdens on or benefits from the regulatory activity. The documentation and analysis supporting the amount of the fees are on file with the County agencies involved in the

calculations and are incorporated herein by reference.

BE IT FURTHER RESOLVED, DETERMINED, AND ORDERED by the Board that the resolution adopted May 20, 2025, is repealed effective July 1, 2026, this resolution is hereby adopted, and the fees herein shall become operative on July 1, 2026.


On motion by Supervisor Parvin, seconded by Supervisor Long, the foregoing resolution was passed and adopted on May 19, 2026.



Chair, Board of Supervisors

ATTEST: DR. SEVET JOHNSON
Clerk of the Board of Supervisors
County of Ventura, State of California



By 

Deputy Clerk of the Board

Attachment 11

Reserved, as placeholder

RESOLUTION NO. 26-052

**RESOLUTION OF THE BOARD OF SUPERVISORS
OF THE COUNTY OF VENTURA ESTABLISHING THE FEE FOR
PROCESSING OFFERS OF DEDICATION OF EASEMENTS
TO COUNTY SERVICE AREA NO. 32**

WHEREAS, improperly operated and maintained onsite wastewater treatment systems can expose the public to diseases, pollute groundwater and surface water, and create nuisances; and

WHEREAS, in order to reduce the likelihood of such injury, the County of Ventura requires landowners proposing to install certain kinds of onsite wastewater treatment systems to offer for dedication to County Service Area No. 32 certain easements pertaining to such systems; and

WHEREAS, it is necessary to evaluate and process said offers of dedication; and

WHEREAS, the Board of Supervisors of the County of Ventura (Board) deems it appropriate for the cost of such services to be borne by the users and beneficiaries of same; and

WHEREAS, the Board last adopted such fee by resolution dated May 20, 2025;

NOW, THEREFORE, BE IT RESOLVED, DETERMINED AND ORDERED by Board as follows:


1. The fee for evaluating and processing offers of dedication of easements to County Service Area No. 32 shall increase to \$358.00.
2. The fee herein is consistent with state law. The fee charged does not exceed the estimated reasonable costs of the regulatory activity it supports, and those costs are apportioned to individual payers in a manner that bears a fair or reasonable relationship to the payers' burdens on or benefits from the regulatory activity. The documentation and analysis supporting the amount of the fee are on file with the County agencies involved in the calculations and are incorporated herein by reference.

On motion of Supervisor Parvin, seconded by Supervisor Long, the foregoing resolution was passed and adopted on May 19, 2026.



Chair, Board of Supervisors

ATTEST: DR. SEVET JOHNSON
Clerk of the Board of Supervisors
County of Ventura, State of California

By 

Deputy Clerk of the Board



**RESOLUTION OF THE BOARD OF SUPERVISORS
OF THE COUNTY OF VENTURA
ESTABLISHING THE SOLID WASTE FEES AS PROVIDED BY
THE VENTURA COUNTY ORDINANCE CODE AND SOLID WASTE
CONTROL FEE AS PROVIDED BY THE PUBLIC RESOURCES CODE**

WHEREAS, the Environmental Health Division of the Resources Management Agency has been designated as the solid waste enforcement agency for Ventura County in accordance with section 43203 of the Public Resources Code; and

WHEREAS, sections 43213 and 44106 of the Public Resources Code and section 101325 of the Health and Safety Code provide for the reimbursement of the costs of the Environmental Health Division; and

WHEREAS, the Board of Supervisors of the County of Ventura (Board) has adopted County Ordinance No. 4423 authorizing the setting and collection of fees to offset these costs; and

WHEREAS, section 4703 of Ventura County Ordinance Code authorizes the Board to establish such fees by resolution; and

WHEREAS, the Board last adopted such fees by resolution dated May 20, 2025;

NOW, THEREFORE, BE IT RESOLVED, DETERMINED AND ORDERED by the Board that the following schedule of fees is hereby adopted pursuant to Ventura County Ordinance Code section 4703:

1. **Health Permits** – The fee for a solid waste health permit issued or renewed in accordance with Ventura County Ordinance Code section 4702-1 shall be \$118.00 annually.
2. **Solid Waste Control Fee** –
 - a. **Solid Waste Facility** – Except as otherwise provided herein, each operator of a solid waste facility, as defined in Ventura County Ordinance Code section 4701-33, located anywhere in the County of Ventura, shall pay, in addition to other prescribed fees, a solid waste control fee of \$1.17 per ton of solid waste disposed of, processed or handled at such facility. For purposes of calculating the fee to be paid by an operator of a transfer or processing station, as defined in Public Resources Code section 40200(a) and (b), “solid waste” shall not include the amount of residual solid waste, following processing, that is

disposed at a disposal facility located anywhere in the County of Ventura, but shall include the amount of residual solid waste that is disposed at any disposal facility located outside of the County of Ventura.

- b. **Solid Waste Collector** – Except as otherwise provided herein, each solid waste collector, as defined in Ventura County Ordinance Code section 4701-8, shall pay a solid waste control fee in the amount of \$1.17 per ton of solid waste that such collector or its agent or subcontractor collects anywhere in the County of Ventura and transports outside of the County of Ventura for processing or disposal. For purposes of calculating the fee to be paid by a collector, “solid waste” shall not include waste that prior to such transport out of the County was processed by an operator of a transfer/processing station as defined above located in the County of Ventura. For purposes hereof, “solid waste” shall include all solid waste and recyclable material, whether or not separated or commingled upon receipt by the collector.
- c. **Surcharge** – All persons required to pay the solid waste control fee shall also pay an additional surcharge of \$.12 per ton for each ton of solid waste for which the solid waste control fee is owed by such person. Said surcharge shall be placed in trust for the purpose of providing independent legal counsel to the Local Enforcement Agency. The surcharge shall be collected until such time as the principal amount in the trust reaches \$60,000. At such time, collection of this surcharge shall be in abeyance. Thereafter, if the principal amount in the trust drops below \$60,000, the surcharge shall again be collected until the principal amount in the trust reaches \$60,000.
- d. **Exemption** – Payment of the solid waste control fee and surcharge shall not be required with respect to any month in which such operator or collector does not receive for processing or disposal or collection and transport, as the case may be, more than 100 tons of solid waste during the month.
- e. **Method of Payment and Calculation of Fee and Surcharge** – The solid waste control fee and surcharge shall be paid monthly by each operator and quarterly for each collector.

For purposes of computing the fee or surcharge, the operator or collector shall use the amount of all pertinent tons as weighed during its operations, provided however, that if the amount of tons cannot be determined, the fee and surcharge shall be computed on the following basis:

Wastes that are measured by volume shall be deemed to weigh an amount to be determined by a conversion factor of volume to weight on a case-by-case basis, as determined by a representative sampling of such wastes and as approved by Director of the Environmental Health Division.

BE IT FURTHER RESOLVED AND DETERMINED by the Board that the fees herein comply with state law, including the aforementioned statutes. The fees charged do not exceed the estimated reasonable costs of the regulatory activity they support, and those costs are apportioned to individual payers in a manner that bears a fair or reasonable relationship to the payers' burdens on or benefits from the regulatory activity. The documentation and analysis supporting the amount of the fees are on file with the County agencies involved in the calculations and are incorporated herein by reference.

BE IT FURTHER RESOLVED, DETERMINED AND ORDERED by the Board that the resolution adopted May 20, 2025, is repealed effective July 1, 2026, this resolution is hereby adopted, and the fees herein shall become operative on July 1, 2026.

On motion of Supervisor Parvin, seconded by Supervisor Lung, and duly carried, the foregoing resolution was passed and adopted on May 19, 2026.



Chair, Board of Supervisors

ATTEST: DR. SEVET JOHNSON
Clerk of the Board of Supervisors
County of Ventura, State of California

By 

Deputy Clerk of the Board



RESOLUTION NO. 24-054

**RESOLUTION OF THE BOARD OF SUPERVISORS
OF THE COUNTY OF VENTURA
ESTABLISHING FEES PERTAINING TO STATE SMALL WATER SYSTEMS
AND INDIVIDUAL WATER SYSTEMS PURSUANT TO
VENTURA COUNTY ORDINANCE CODE SECTION 4616**

WHEREAS, Ventura County Ordinance Code section 4616 authorizes the Board of Supervisors of the County of Ventura (Board) to adopt by resolution a schedule of certain fees required by Ventura County Ordinance Code sections 4602, 4607, 4611, and 4612; and

WHEREAS, the Board has adopted such a schedule of fees by resolution, most recently by resolution adopted May 20, 2025; and

NOW, THEREFORE, BE IT RESOLVED, DETERMINED AND ORDERED by the Board that the following fee schedule for state small water systems is hereby adopted pursuant to Ventura County Ordinance Code section 4616:

1. PERMIT TO CONSTRUCT FEES - Fees required by Ventura County Ordinance Code section 4603 for the issuance of a Permit to Construct state small water systems are as follows:

- (a) New State Small Water Systems - The fee for the construction of new state small water systems shall be an amount equal to the contract hourly rate for an Environmental Health Specialist IV in effect as of the due date multiplied by 13.0 hours, which is the average time required to provide this service.
- (b) Existing State Small Water Systems - The fee for modifying or changing existing state small water systems shall be an amount equal to the contract hourly rate for an Environmental Health Specialist IV in effect as of the due date multiplied by 6.0 hours, which is the average time required to provide this service.

2. PERMIT TO OPERATE FEES - Fees required by Ventura County Ordinance Code section 4607 for the issuance of a regular term Permit to Operate state small water system shall be an amount equal to the contract hourly rate for an Environmental Health Specialist IV in effect as of the due date multiplied by 5.5 hours, which is the average time required to provide permit related services.

3. REPLACEMENT FEES - The fee required by Ventura County Ordinance Code section 4611 for the issuance of a duplicate permit to replace a lost permit for a State small water system is \$20.00.

4. TRANSFER FEES - The fee required by Ventura County Ordinance Code section 4612 for each transfer of a Permit to Operate for a state small water system is \$20.00.

5. INDIVIDUAL WATER SYSTEMS - The fee for certification of water quality of an individual water system by the Environmental Health Division (EHD) of the Ventura County Resource Management Agency for compliance with Ventura County Building Code article 7, chapter 6, section 601.0, shall be an initial deposit amount based on a minimum of 6 hours charged at the contract hourly rate established annually by the Board for an Environmental Health Specialist IV.

In the event that the deposit paid for the evaluation exceeds the actual costs of such evaluation, the EHD shall repay such excess to the person paying the fee after the evaluation is completed or the request for the evaluation is withdrawn.


In the event that the deposit paid for the evaluation is insufficient to pay all of the EHD's costs for the evaluation, the person requesting the evaluation shall pay to the EHD additional fees to reimburse the EHD for the deficiency. The EHD may require that the applicant pay such additional fees in advance of the EHD's completion of the evaluation.

BE IT FURTHER RESOLVED AND DETERMINED by the Board that the fees herein are consistent with state law. The fees charged do not exceed the estimated reasonable costs of the regulatory activity they support, and those costs are apportioned to individual payers in a manner that bears a fair or reasonable relationship to the payers' burdens on or benefits from the regulatory activity. The documentation and analysis supporting the amount of the fees are on file with the County agencies involved in the calculations and are incorporated herein by reference.

BE IT FURTHER RESOLVED, DETERMINED AND ORDERED by the Board that the resolution adopted May 20, 2025, is repealed effective July 1, 2026, except Section 1, Permit to Construct Fees, which shall be repealed effective on the 60th day following the date of adoption of this resolution.


BE IT FURTHER RESOLVED, DETERMINED AND ORDERED by the Board that this resolution is hereby adopted and shall become operative July 1, 2026, except Section 1, Permit to Construct Fees, which shall become operative 60 days after the date of adoption of this resolution.

On motion by Supervisor Purvin, seconded by Supervisor Long, the foregoing resolution was passed and adopted on May 19, 2026.



Chair, Board of Supervisors

ATTEST: DR. SEVET JOHNSON
Clerk of the Board of Supervisors
County of Ventura, State of California

By 

Deputy Clerk of the Board



RESOLUTION NO. 26-055

RESOLUTION OF THE BOARD OF SUPERVISORS OF THE COUNTY OF VENTURA ESTABLISHING WELL PERMIT AND RELATED FEES PURSUANT TO SECTION 4821 OF VENTURA COUNTY ORDINANCE NUMBER 4468

WHEREAS, section 4821 of Ventura County Ordinance No. 4468 authorizes the Board of Supervisors of the County of Ventura ("Board"), by resolution, to establish fees for the issuance of well permits, extensions of well permits, certificate of exemption and appeals pertaining to groundwater conservation; and

WHEREAS, the Board has adopted such a schedule of fees by resolution, most recently by resolution adopted May 20, 2025; and


WHEREAS, the fees established or amended by the May 20, 2025 resolution should be adjusted in order to reflect changes in the costs of the services to which they pertain; and

WHEREAS, the schedule of fees are consistent with state law and the Board's policy of full cost recovery whenever feasible;

NOW, THEREFORE, BE IT RESOLVED, DETERMINED AND ORDERED by the Board as follows:


1. The resolution adopted May 20, 2025, is repealed effective August 1, 2026;
2. The attached Schedule A of fees for the Public Works Agency is consistent with state law. The fees charged do not exceed the estimated reasonable costs of the regulatory activity they support, and those costs are apportioned to individual payers in a manner that bears a fair or reasonable relationship to the payers' burdens on or benefits from the regulatory activity. The documentation and analysis supporting the amount of the fees are on file with the County agencies involved in the calculations and are incorporated herein by reference.
3. This resolution is hereby adopted, and the attached schedule shall become operative on August 1, 2026.

On motion by Supervisor Parvin, seconded by Supervisor Long, the foregoing resolution was passed and adopted on May 19, 2026.



Chair, Board of Supervisors

ATTEST: DR. SEVET JOHNSON
Clerk of the Board of Supervisors
County of Ventura, State of California

By: 

Deputy Clerk of the Board



Public Works Agency - Well Permit Fees

Fee

Water Well Permit
 Water Well Additional Well
 Monitoring Well Permit
 Monitoring Well Additional Well
 Annual Permit
 Permit Extension

Purpose

Reimburse the County for cost to process, review and monitor well permits, and to perform inspection to determine if permit conditions have been completed in compliance with appropriate jurisdictions.

Permits are issued to construct, repair, modify or destroy a well in such a manner that the groundwater of the County will not be contaminated or polluted, and that water obtained from wells will be suitable for beneficial use and will not jeopardize the health, safety or welfare of the people of this County.

Authority

Ventura County Ordinance No. 4468 Section 4821 authorizes the Board of Supervisors to establish fees for issuance of permit, extension of a permit, a certificate of exemption, or an appeal pursuant to Article 1 - Groundwater Conservation.

Comparative schedule of current fees to proposed fees

	CURRENT FY 25-26	PROPOSED FY 26-27
Water Well Permit	\$ 1,738	\$ 1,441
Water Well Add. Well	226	165
Monit. Well Permit	436	368
Monit. Well Add. Well	52	46
Annual Permit	807	451
Permit Extension	45	45
Increase Existing Well Depth (No Inspector)	500	500
Increase Existing Well Depth Add. Well - (No Inspector)	115	115
Inspection Fee (If Required, In Excess of Initial Two Working Days)	440	440
Certificate of Exemption Processing Fee (Not Monitored Annually by VCPWA/UWCD)	200	200

RESOLUTION NO. 26-056

A RESOLUTION OF THE BOARD OF SUPERVISORS OF THE COUNTY OF VENTURA ESTABLISHING PUBLIC WORKS AGENCY PROCESSING FEES RELATING TO CERTAIN LAND USE ENTITLEMENTS AND SUBDIVISIONS

WHEREAS, Ventura County Ordinance Code sections 8111-2.9, 8181-5.4 and 8201-5 and Ventura County Building Code UBC Appendix section 3310 provide that fees for processing various applications for land use entitlements and subdivisions shall be established by resolution of the Board of Supervisors of the County of Ventura ("Board"); and


WHEREAS, by resolution dated May 20, 2025 (the "May 20, 2025 Resolution") the Board established a schedule of fees to cover the costs incurred by the Public Works Agency in connection with the processing of various applications for certain land use entitlements and subdivisions; and

WHEREAS, the proposed schedule of fees is consistent with the Board's policy of full cost recovery whenever feasible;

NOW, THEREFORE, BE IT RESOLVED, DETERMINED AND ORDERED AS FOLLOWS:

1. The May 20, 2025 Resolution is repealed effective on the 60th day following the date of adoption of this resolution.
2. The attached Schedule A entitled "Public Works Agency Schedule Of Processing Fees & Deposits Relating To Certain Land Use Entitlements And Subdivisions" is consistent with state law. The fees charged do not exceed the estimated reasonable costs of the regulatory activity they support, and those costs are apportioned to individual payers in a manner that bears a fair or reasonable relationship to the payers' burdens on or benefits from the regulatory activity. The documentation and analysis supporting the amount of the fees are on file with the County agencies involved in the calculations and are incorporated herein by reference.
3. This resolution is hereby adopted, and the attached schedule shall become operative on the 60th day following the date of adoption of this resolution.


On motion of Supervisor Parvin, seconded by Supervisor Long, the foregoing resolution was passed and adopted on May 19, 2026.



Chair, Board of Supervisors



ATTEST: DR. SEVET JOHNSON
Clerk of the Board of Supervisors,
County of Ventura, State of California

By 

Deputy Clerk of the Board

PUBLIC WORKS AGENCY
SCHEDULE OF PROCESSING FEES & DEPOSITS
RELATING TO CERTAIN LAND USE ENTITLEMENTS AND SUBDIVISIONS

BOARD OF SUPERVISORS RESOLUTION DATED _____

Deposits in the amount set forth below shall be made prior to the service (map check, inspection, or review) being rendered. If the actual cost (including overhead) to complete the associated work and processing costs (i.e. administrative filing, bookkeeping, project close out) is less than the total funds on deposit, then any remaining balance will be refunded to the applicant. If the actual costs (including overhead) are higher than the funds on deposit, then the applicant shall pay the remaining balance to the County. A lesser deposit amount may be initially submitted if the Director determines it to be appropriate based on an estimate of actual charges.

ITEM	FEE
1. <u>MAPS</u>	
a. Tract or Parcel Map Number Issuance Fee	\$85.00 Fixed Fee
b. Final Map, Parcel Map Check Deposit	<p>Actual Cost (including overhead) to County. A deposit of \$2,800.00 per map plus \$32.00 per lot is required for the first map check.</p> <p>For the second and each subsequent map check, an additional deposit of \$2,800.00 per map plus \$32.00 per lot is required. Each deposit shall be made at the time the map is submitted.</p> <p>If the actual cost (including overhead) of map checking exceeds the total deposits, the developer shall pay an additional amount determined by the County Surveyor. The total amount due (including overhead) shall be paid prior to recordation. Any remaining balance will be refunded at the project closeout.</p>
2. <u>IMPROVEMENT PLAN CHECK DEPOSIT</u>	Actual cost (including overhead) to County. A deposit in the amount set forth in Item #4 herein, which is based upon the estimate of public and private site improvement costs including work for which a grading permit must be

obtained, shall be made at the time improvement plans are submitted for plan check. A lesser amount may be initially submitted if the Public Works Agency Director determines it to be appropriate based on an estimate of actual charges.

3. IMPROVEMENT INSPECTION DEPOSIT

- a. Construction Inspection & Improvement Plan Change Deposit

Actual cost (including overhead) to County. A deposit in the amount set forth in Item #4 herein, which is based upon the estimate of improvement costs including work for which a grading public and private site permit which must be obtained, shall be made prior to approval of the improvement plans. A lesser amount may be initially submitted if the Public Works Agency Director determines it to be appropriate based on an estimate of actual charges.

4. PLAN CHECK DEPOSIT SCHEDULE

To be used separately with Item #2 and #3 above.

An Engineer's cost estimate of all public and private site improvements will be provided to the Public Works Agency at time of each improvement plan submittal. The Plan Check Deposit amount is set forth in a Resolution and Schedule approved by the Board of Supervisors. A copy is available from the Public Works Agency Public Works Permits Counter.

The Construction Inspection Deposit will be determined as set forth in a Resolution and Schedule approved by the Board of Supervisors. A copy is available from the Public Works Agency Public Works Permits Counter.

5. CERTIFICATE OF COMPLIANCE DEPOSIT

Processing of Certificate of Compliance

Actual cost (including overhead) to County. A deposit in the amount of \$1,500.00 is required. If the actual cost (including overhead) of processing the application and review exceeds the total deposits, the applicant shall pay the actual cost (including overhead) to County, and any remaining balance to the deposit will be refunded at the project close out.

A separate Deposit to the Resource Management Agency is required for a Conditional Certificate of Compliance.

6. COUNTY SERVICE AREA
ANNEXATION DEPOSIT

Processing Annexations to County
Service Areas

Actual cost (including overhead) to County. A deposit in the amount of \$525.00 is required. If the actual cost (including overhead) of processing the application and review exceeds the total deposits, the applicant shall pay the actual cost (including overhead) to County, and any remaining balance to the deposit will be refunded at the project close out.

7. MONUMENTATION INSPECTION
DEPOSIT

Inspecting Monuments

A deposit per site inspection of \$900.00 is required. Actual cost (including overhead) to County. If the actual cost (including overhead) of processing the application and review exceeds the total deposits, the applicant shall pay the actual cost (including overhead) to County, and any remaining balance to the deposit will be refunded at the project close out. A lesser amount may be initially submitted if the Director determines it to be appropriate based on an estimate of actual charges.

8. COUNTY RIGHT-OF-WAY
PROCESSING DEPOSIT

Costs incurred in processing
easement deeds.

Actual cost (including overhead) to County. A deposit in the amount of \$525.00 is required. If the actual cost (including overhead) of processing the application and review exceeds the total deposits, the applicant shall pay the actual cost (including overhead) to County, and any remaining balance to the deposit will be refunded at the project close out.

9. LATE PAYMENT CHARGE

If billed fees and charges are not paid within 30 days of billing, a penalty charge of 5% of the unpaid balance will be added to the balance due. Each month thereafter, an interest charge of 2% of the unpaid balance will be added and compounded until the bill is paid in full. If in the course of processing an application, the applicable billed fees and charges have not been paid within 60 days, the County may suspend processing the application, or after a hearing, DENY such application based on the applicant's failure to pay said fees and charges.

**RESOLUTION OF THE BOARD OF SUPERVISORS
OF THE COUNTY OF VENTURA
ESTABLISHING FEES FOR THE REGULATION OF HAZARDOUS MATERIALS
FACILITIES AS PROVIDED BY THE VENTURA COUNTY ORDINANCE CODE**

WHEREAS, the Board of Supervisors of the County of Ventura (Board) has designated the Environmental Health Division of the Ventura County Resource Management Agency as the certified unified program agency (CUPA) for the enforcement and implementation of hazardous materials and waste programs in chapter 6.11 of division 20 of the California Health and Safety Code; and

WHEREAS, section 25404.5 of the Health and Safety Code provides that the governing body of the CUPA shall establish the amount to be paid by persons regulated by the unified program under a single fee system at a level sufficient to pay the necessary and reasonable costs incurred by the CUPA and any participating agency in administering the provisions of state law pertaining to certified unified program agencies; and

WHEREAS, section 4506 of the Ventura County Ordinance Code provides that the Board shall determine by resolution the amount of such administrative fee, which is imposed on each unified program facility subject to that section to defray the costs to the County of administering the unified program on behalf of the CUPA and participating agencies; and

WHEREAS, the Board last adopted such administrative fee by resolution dated May 20, 2025; and

WHEREAS, no change to the fee is required; and

WHEREAS, the amount of the fee does not exceed the necessary and reasonable costs incurred by the CUPA in such administration;

NOW, THEREFORE, BE IT RESOLVED, DETERMINED AND ORDERED by the Board as follows:

1. The amount of the CUPA administrative fee shall remain 16% of each of the following fees: the fees established by Ventura County Ordinance Code sections 4507, 4517, 4527(b), 4532, 4537(a) and 4547, and the comparable participating agency fees. The CUPA administrative fee shall be due and payable to the CUPA at the same time as the above-specified fees.

2. The fee adopted herein is consistent with state law. The fee charged does not exceed the estimated reasonable costs of the regulatory activity it supports, and those costs are apportioned to individual payers in a manner that bears a fair or reasonable relationship to the payers' burdens on or benefits from the regulatory activity. The documentation and analysis supporting the amount of the fee are on file with the County agencies involved in the calculations and are incorporated herein by reference.

On motion by Supervisor Parvin, seconded by Supervisor Long, and duly carried, the foregoing resolution was approved on May 19, 2026.



Chair, Board of Supervisors

ATTEST:

DR. SEVET JOHNSON
Clerk of the Board of Supervisors
County of Ventura, State of California.

By 

Deputy Clerk of the Board



RESOLUTION NO. 26-058

**RESOLUTION OF THE BOARD OF SUPERVISORS OF THE COUNTY OF VENTURA
ESTABLISHING AND AMENDING RATES AND FEES
FOR INFORMATION TECHNOLOGY SERVICES**

WHEREAS, the Board of Supervisors of the County of Ventura (Board) may, by resolution, establish rates and fees for County agencies and departments; and

WHEREAS, by resolution dated November 18, 2025, the Board established and amended rates and fees for various County agencies and departments, including the Information Technology Services Department; and

WHEREAS, the rates and fees established or amended by the November 18, 2025 resolution should be adjusted in order to reflect changes in the costs of services to which they pertain; and

WHEREAS, the proposed rates and fees for the Information Technology Services Department are consistent with state law and the Board’s policy of full cost recovery whenever feasible with exceptions noted; and

WHEREAS, the rates and fees for the Information Technology Services Department are for services provided exclusively to other local governments and nonprofit organizations;

NOW, THEREFORE, BE IT RESOLVED, DETERMINED AND ORDERED by the Board as follows:

1. The November 18, 2025, resolution is repealed effective May 19, 2026.
2. The attached schedule of rates and fees for services rendered by the Information Technology Services Department is consistent with state law. The rates and fees charged do not exceed the estimated reasonable costs of the activity they support, and those costs are apportioned to individual payers in a manner that bears a fair or reasonable relationship to the payers’ burdens on or benefits from the activity. The documentation and analysis supporting the amount of the rates and fees are on file with the County agencies involved in the calculations and are incorporated herein by reference.
3. This resolution is hereby adopted, and the attached schedule shall become operative on May 19, 2026.


On motion by Supervisor Parvin, seconded by Supervisor Long, the foregoing resolution was passed and adopted on May 19, 2026.



Chair, Board of Supervisors

ATTEST: DR. SEVET JOHNSON
Clerk of the Board of Supervisors
County of Ventura, State of California



By 
Deputy Clerk of the Board



FY 2026-27 INFORMATION TECHNOLOGY SERVICES AND NETWORK SERVICES RATES

Service	Unit of Measure	Service Rates per Month	
		FY 2025-26	FY 2026-27
Applications Architect/Supervisor	Per Hour	\$ 114.49	\$ 117.48
Chief Information Security Officer	Per Hour	\$ 160.93	\$ 160.39
Chief ITSD Telecommunications	Per Hour	\$ 136.19	\$ 138.99
Cybersecurity - CISO	Per License	\$ 3.74	\$ 3.03
Data Communications Specialist	Per Hour	\$ 109.83	\$ 108.40
Data Network Access	Per Access	\$ 14.99	\$ 15.78
Data Systems Architect	Per Hour	\$ 119.27	\$ 120.89
Data Systems Manager	Per Hour	\$ 145.97	\$ 147.69
Database Administration	Per Database	\$ 170.30	\$ 235.69
Desktop Support Analyst I/II	Per Hour	\$ 92.15	\$ 82.61
Desktop/Laptop Support Services	Per Device	\$ 98.45	\$ 104.47
Disaster Recovery As A Service	Per GB	N/A	\$ 0.92
Housing, IT Services Data Center	Per Watt	\$ 0.25	\$ 0.02
Information Systems Analyst	Per Hour	\$ 96.50	\$ 98.50
Information Systems Programmer Analyst	Per Hour	\$ 82.48	\$ 80.60
Information Systems Security Architect	Per Hour	\$ 120.62	\$ 124.42
Information Systems Support Analyst II	Per Hour	\$ 114.14	\$ 110.93
IT Manager I/II/III/IV	Per Hour	\$ 134.60	\$ 152.77
Linux Server Support Services	Per Server	N/A	\$ 534.13
Manager, Application Development	Per Hour	\$ 150.88	\$ 157.35
Manager, ITSD Project	Per Hour	\$ 138.30	\$ 150.72
Microwave Assisted Broadband (Ceragon MW)	Per Access	\$ 497.38	\$ 672.24
Microwave Express (Ubiquity MW)	Per Access	\$ 366.68	\$ 239.09
Mobile Device Management (MDM)	Per Device	\$ 6.61	\$ 10.11
Mobile Radios (T&M - time and materials basis)	T&M	T&M	T&M
Office 365 – E-1 License	Per License	\$ 24.20	\$ 19.56
Office 365 – E-3 License	Per License	\$ 24.61	\$ 25.16
Office Systems Support Analyst I/II	Per Hour	\$ 111.72	\$ 113.45
Off-Network Phone/Fax Support	Per Access	\$ 5.68	\$ 4.78
Overtime	Per Hourly Rate	1.5x	1.5x
PeopleSoft Architect	Per Hour	\$ 98.80	N/A
Principal Application Architect Supervisor	Per Hour	\$ 134.32	\$ 123.15
Principal Information Systems Support Analyst	Per Hour	\$ 131.18	\$ 126.82
Principal Network Systems Analyst	Per Hour	\$ 119.36	\$ 129.56
Principal Office Systems Support Analyst	Per Hour	\$ 129.32	\$ 128.42
Print Services	Per Printer	\$ 19.41	\$ 21.64
Radio Repeaters	Per Radio	\$ 14.80	\$ 4.44
Regional Radio System:			
Full Access	Per Radio	\$ 146.17	\$ 146.17
Regional Access	Per Radio	\$ 19.96	\$ 19.96
Security Services Access	Per Access	\$ 15.67	\$ 16.84
Senior Computer Operator	Per Hour	\$ 68.85	\$ 66.11
Senior Program Administrator	Per Hour	\$ 110.53	N/A
Server Back-Up Services	GB Per Server	\$ 0.29	\$ 0.16

FY 2026-27 INFORMATION TECHNOLOGY SERVICES AND NETWORK SERVICES RATES			
Service	Unit of Measure	Service Rates per Month	
		FY 2025-26	FY 2026-27
Service Desk Technician	Per Hour	\$ 58.16	\$ 55.97
Stand-by Rate	Per Hourly Rate	0.25x	0.25x
Storage Area Network	Per GB	\$ 0.05	\$ 0.04
Telecommunications Circuit Charges	Actual	Actual	Actual
Telecommunications Network Analyst II/III	Per Hour	\$ 84.99	\$ 90.99
Telecommunications Network Installer III	Per Hour	\$ 68.02	N/A
Telecommunications Network Specialist II/III	Per Hour	\$ 95.84	\$ 84.10
Telecommunications Network Supervisor	Per Hour	\$ 92.70	\$ 106.56
Vault	Per Device	\$ 30.43	\$ 26.04
VMware Servers	Per GB	\$ 2.45	\$ 15.10
Voice Network Access	Per Access	\$ 31.49	\$ 35.84
Web Application Hosting	Per Application	\$ 1,247.69	\$ 1,290.83
Website Hosting	Per Website	\$ 497.11	\$ 541.31
Windows Server Support	Per Server	\$ 61.22	\$ 10.62

HUMAN SERVICES AGENCY			
Service	Unit of Measure	FY 2025-26	FY 2026-27
Homeless Services - Homeless Management Information Services (HMIS):			
User Participation Fee per License - Single Rate	Annual Fee	\$ 330.00	N/A

RESOLUTION NO. 26-059

**RESOLUTION OF THE BOARD OF SUPERVISORS OF THE COUNTY OF VENTURA
ESTABLISHING AND AMENDING RATES AND FEES FOR VARIOUS SERVICES
PROVIDED BY THE GENERAL SERVICES AGENCY**

WHEREAS, the Board of Supervisors of the County of Ventura (Board) may, by resolution, establish rates and fees for County agencies and departments; and

WHEREAS, by resolution dated May 20, 2025, the Board established and amended rates and fees for County agencies and departments, including the General Services Agency; and

WHEREAS, the rates and fees established or amended by the May 20, 2025 resolution should be adjusted in order to reflect changes in the costs of services to which they pertain; and

WHEREAS, the proposed rates and fees for the General Services Agency are consistent with state law and the Board's policy of full cost recovery whenever feasible with exceptions noted; and

WHEREAS, the rates and fees for the General Services Agency are for services provided exclusively to other local governments and nonprofit organizations;

NOW, THEREFORE, BE IT RESOLVED, DETERMINED AND ORDERED by the Board as follows:

1. The May 20, 2025, resolution is repealed effective July 1, 2026.
2. The attached schedule of rates and fees for services rendered by the General Services Agency are consistent with state law. The rates and fees charged do not exceed the estimated reasonable costs of the activity they support, and those costs are apportioned to individual payers in a manner that bears a fair or reasonable relationship to the payers' burdens on or benefits from the activity. The documentation and analysis supporting the amount of the rates and fees are on file with the County agencies involved in the calculations and are incorporated herein by reference.
3. This resolution is hereby adopted, and the attached schedule shall become operative on July 1, 2026.

On motion by Supervisor Parvin, seconded by Supervisor Long, the forgoing resolution was passed and adopted on May 19, 2026.


Chair, Board of Supervisors

ATTEST: DR. SEVET JOHNSON
Clerk of the Board of Supervisors
County of Ventura, State of California

By 
Deputy Clerk of the Board



General Services Agency
Fiscal Year 2026-27
Comprehensive Rate Sheet

Unit	Department	Object	Service Now Billing Type	Rate Type	BDM Rate FY25-26	BDM Rate FY26-27
4601	Administration	2116	Administration	DSET (Hourly Labor Rate)	\$ 111.79	\$ 107.45
4601	Administration	2116	Administration	Staff Services Manager	\$ 106.16	\$ 115.01
4621	Purchasing	2165	Purchasing	Staff Service Specialist (Hourly Labor Rate)	N/A	\$ 127.43
4621	Purchasing	2165	Purchasing	Purchasing Technician (Hourly Labor Rate)	\$ 89.22	\$ 87.30
4621	Purchasing	2165	Purchasing	Principal/Senior Buyer (Hourly Labor Rate)	\$ 109.97	\$ 113.83
4621	Purchasing	2167	GSA - Copiers	Per copy or printed page charge - Black & White	\$ 0.040	\$ 0.040
4621	Purchasing	2167	GSA - Copiers	Per copy or printed page charge - Color (limited availability)	\$ 0.110	\$ 0.110
4641	Document Management	2166	Document Management	Black and White, 8.5 x 11	\$ 0.08	\$ 0.08
4641	Document Management	2166	Document Management	Color, 8.5 x 11 (4-color digital press)- Tier Pricing Discounts Available	\$ 0.35	\$ 0.35
4641	Document Management	2166	GSA - Graphics - VCPrint	Creative Services and Project Management (Hourly Rate)	\$ 114.13	\$ 127.69
4641	Document Management	2166	GSA - Graphics - VCPrint	Graphic Design (Hourly Rate)	\$ 97.45	\$ 98.39
4641	Document Management	2166	GSA - Digital Services	Scan Technician (Hourly Rate)	N/A	\$ 86.59
4641	Document Management	2166	GSA - Graphics - Print-to-Mail	Print to Mail Document Creation and USPS Processing	\$ 0.10	\$ 0.15
4641	Document Management	2166	GSA - Graphics - Print-to-Mail	Print to Mail Template Hosting	\$ 225.00	\$ 225.00
4641	Document Management	2166	GSA - Digital Services	Docushare Management Annual Fee	\$ 5,200.00	\$ 5,200.00
4641	Document Management	2166	GSA - Digital Services	Docushare Department Level Management	\$ 2,600.00	\$ 2,600.00
4641	Document Management	2166	GSA - Digital Services	Docushare Seat Licenses - CPX Workflow	\$ 343.00	\$ 343.00
4641	Document Management	2166	GSA - Digital Services	Docushare Seat Licenses - CAL's Write/Scan	\$ 114.00	\$ 114.00
4641	Document Management	2166	GSA - Digital Services	Docushare Seat Licenses - Read Only	\$ 57.00	\$ 57.00
4641	Document Management	2166	GSA - Digital Services	SQL RepGen Database Hosting	\$ 5,000.00	\$ 5,000.00
4641	Document Management	2166	GSA - Digital Services	eForm Annual Template Hosting Fee	\$ 1,000.00	\$ 1,000.00
4641	Document Management	2166	GSA - Digital Services	eForm Annual Workflow Hosting Fee	\$ 5,250.00	\$ 5,250.00
4641	Document Management	2166	GSA - Digital Services	Psigen AP Hosting Fee - Team Management	\$ 1,685.00	\$ 1,685.00
4641	Document Management	2166	GSA - Digital Services	Psigen Fusion License Fee	\$ 346.00	\$ 346.00
4641	Document Management	2166	GSA - Digital Services	AIM AP Index Fee	\$ 3.37	\$ 7.82
4641	Document Management	2166	GSA - Digital Services	AIM Docushare License Fee	\$ 110.00	\$ 110.00
4641	Document Management	2166	GSA - Graphics - VCPrint	Promotional and Custom Print Products	25% of product	25% of product
4643	Warehouse/Distribution	2244	GSA - Records Storage	Storage of Size A Container Monthly	\$ 0.50	\$ 0.70
4643	Warehouse/Distribution	2244	GSA - Records Storage	Storage of Size B Container Monthly	\$ 1.00	\$ 1.40
4643	Warehouse/Distribution	2244	GSA - Records Storage	Storage of Size C Container Monthly	N/A	\$ 2.10
4643	Warehouse/Distribution	2244	GSA - Records Storage	Receive NEW Records Box	\$ 3.25	\$ 3.25
4643	Warehouse/Distribution	2244	GSA - Records Storage	Refile of Container	\$ 2.75	\$ 2.75
4643	Warehouse/Distribution	2244	GSA - Records Storage	Refile of Filefolder	\$ 3.25	\$ 3.25
4643	Warehouse/Distribution	2244	GSA - Records Storage	Filefolders Moved To New Box	\$ 3.00	\$ 3.00
4643	Warehouse/Distribution	2244	GSA - Records Storage	Permanent withdrawal of Container	\$ 4.00	\$ 4.00
4643	Warehouse/Distribution	2244	GSA - Records Storage	Permanent withdrawal of Filefolder	\$ 4.00	\$ 4.00
4643	Warehouse/Distribution	2244	GSA - Records Storage	Rush Box Pull	\$ 4.50	\$ 4.50
4643	Warehouse/Distribution	2244	GSA - Records Storage	Rush Filefolder Pull	\$ 6.00	\$ 6.00
4643	Warehouse/Distribution	2244	GSA - Records Storage	Delivery of Container or File	\$ 2.50	\$ 2.50
4643	Warehouse/Distribution	2244	GSA - Records Storage	Pickup of Container or File	\$ 2.50	\$ 2.50
4643	Warehouse/Distribution	2244	GSA - Records Storage	Receive of a Container/File	\$ 2.50	\$ 2.50
4643	Warehouse/Distribution	2244	GSA - Records Storage	Standard Pull of Filefolder	\$ 3.50	\$ 3.50
4643	Warehouse/Distribution	2244	GSA - Records Storage	Standard Pull of Container	\$ 3.50	\$ 3.50
4643	Warehouse/Distribution	2244	GSA - Records Storage	Rush Service (Hourly Labor Rate)	\$ 106.94	\$ 101.25
4643	Warehouse/Distribution	2244	GSA - Records Storage	Shred of Container	\$ 4.00	\$ 4.00
4643	Warehouse/Distribution	2244	GSA - Records Storage	Active File Destruction	\$ 1.00	\$ 1.00
4643	Warehouse/Distribution	2244	GSA - Records Storage	Re-Boxing of Container	\$ 6.00	\$ 6.00
4643	Warehouse/Distribution	2244	GSA - Records Storage	Data Entry at the Filefolder Level	\$ 3.00	\$ 3.00
4643	Warehouse/Distribution	2244	GSA - Records Storage	Special Handling/Secure Fee	\$ 5.50	\$ 5.50
4643	Warehouse/Distribution	2244	GSA - Records Storage	Labor Fee for Special Service Requests (Hourly Labor Rate)	\$ 106.94	\$ 101.25
4643	Warehouse/Distribution	2168	GSA - Stores Special Charges	Restocking Fee/Obsolete Disposal (SSC)	\$ 7.50	\$ 7.50
4643	Warehouse/Distribution	2168	GSA - Stores Warehouse	Charge per Requisition (CS)	\$ 15.00	\$ 15.00
4643	Warehouse/Distribution	2168	GSA - Stores Warehouse	Charge for Product Resale (CS)	25% of product	25% of product
4643	Warehouse/Distribution	2168	GSA - Pallet Storage	Cubic Feet of Document/Supplies Storage	\$ 0.87	\$ 0.90
4643	Warehouse/Distribution	2168	GSA - Pallet Storage	Square Feet of Document/Supplies Storage	\$ 1.29	\$ 1.33
4643	Warehouse/Distribution	2168	GSA - Stores Receiving	Incoming Expedited BOX Receipt/Delivery/Tracking (UPS/FEDEX/WWE)	\$ 6.00	\$ 6.00
4643	Warehouse/Distribution	2168	GSA - Stores Receiving	Incoming Expedited ENVELOPE Receipt/Delivery/Tracking (UPS/FEDEX/WWE)	\$ 3.00	\$ 3.00
4643	Warehouse/Distribution	2168	GSA - Stores Special Charges	Warehouse Services Hourly Labor Rate	\$ 106.94	\$ 101.25

General Services Agency
Fiscal Year 2026-27
Comprehensive Rate Sheet

Unit	Department	Object	Service Now Billing Type	Rate Type	BDM Rate	BDM Rate
					FY25-26	FY26-27
4643	Warehouse/Distribution	2168	GSA - Pallet Storage	Pallet Storage	\$ 84.23	\$ 86.75
4643	Warehouse/Distribution	2168	GSA - Pallet Storage	Crate Storage	\$ 58.31	\$ 60.06
4643	Warehouse/Distribution	2168	GSA - Stores Special Charges	Pallet Received/Delivered or Dock Staging Services	\$ 53.84	\$ 53.84
4643	Warehouse/Distribution	2168	GSA - Stores Surplus Car Sales	Surplus Vehicle Sales	\$ 700.00	\$ 700.00
4643	Warehouse/Distribution	2168	GSA - Stores Special Charges	Warehouse and Surplus Project Coordination (Hourly Labor Rate)	\$ 106.94	\$ 101.25
4643	Warehouse/Distribution	2168	GSA - Stores Special Charges	Surplus Recycling Fee - Special Handling (Hourly Labor Rate)	\$ 106.94	\$ 101.25
4643	Warehouse/Distribution	2168	GSA - Stores Special Charges	Surplus Pickup (Hourly Labor Rate)	\$ 106.94	\$ 101.25
4645	Mail Center	2164	GSA - Mail Center	Mail Handling Fee	\$ 0.185	\$ 0.200
4645	Mail Center	2164	GSA - Mail Center	First Class Parcel/Package - HANDLING FEE	\$ 0.185	\$ 0.200
4645	Mail Center	2164	GSA - Mail Center	U.S. Mail Certified Services w/Return Receipt for First Class Letter	\$ 0.46	\$ 0.460
4645	Mail Center	2164	GSA - Shipping Charges	Expedited packages, UPS, FedEx, OnTrac, USPS Express, WWE-Government Discounted Expedited Carrier Rate, GSA Fee 20% of postage	20% of postage	20% of postage
4645	Mail Center	2164	GSA - Mail Center	Mail Center Administrative Fee	\$ 48.74	\$ 42.72
4645	Mail Center	2164	GSA - Brown Mail	Courier Rate per Stop	\$ 17.00	\$ 18.35
4645	Mail Center	2164	GSA - Mail Center	Courier Services (hourly rate Special Delivery/Labor)	\$ 100.41	\$ 97.37
4645	Mail Center	2164	GSA - Mail Center	Courier Dispatch and Contract Management (Hourly Labor Rate)	\$ 97.47	\$ 85.45
4645	Mail Center	2164	GSA - Mail Center	Mail Center Project Management (Hourly Labor Rate)	\$ 144.19	\$ 140.44
4645	Mail Center	2164	GSA - Mail Center	Unscheduled Delivery (Service fee dependent on distance and service required)	Per Quote	Per Quote
4645	Mail Center	2164	GSA - Mail Center	Post Office Pick Up	Per Quote	Per Quote
4645	Mail Center	2164	GSA - Mail Center	Outgoing Package Prep or Fulfillment Services	Per Quote	Per Quote
4645	Mail Center	2164	GSA - Mail Center	USPS Certified Letter (Tracking Fee)	\$ 1.00	\$ 1.00
4645	Mail Center	2164	GSA - Mail Center Receiving	Box/Envelope Tracking (SLogic Request)	\$ 1.00	\$ 1.00
4645	Mail Center	2164	GSA - Mail Center Receiving	Incoming Expedited BOX Receipt/Delivery/Tracking (UPS/FEDEX/WWE)	\$ 6.00	\$ 6.00
4645	Mail Center	2164	GSA - Mail Center Receiving	Incoming Expedited ENVELOPE Receipt/Delivery/Tracking (UPS/FEDEX/WWE)	\$ 3.00	\$ 3.00
4661	Special Services	2206		Security Services		
4661	Special Services	2206	GSA - Additional Security	Security Guard Regular Rate	\$ 85.78	\$ 52.97
4661	Special Services	2206	GSA - Additional Security	Security Guard Premium Rate (less than 48 hours notice)	\$ 128.67	\$ 79.46
4661	Special Services	2206	GSA - Security Alarm	Panic Alarm Monitoring	\$ 24.00	\$ 36.00
4661	Special Services	2206	GSA - Security Alarm	Metasys System Alarm Monitoring	\$ 41.00	N/A
4661	Special Services	2206	GSA - Security Alarm	Temperature Alarm Monitoring	\$ 40.00	N/A
4661	Special Services	2206	GSA - Security Alarm	Interactive Door Control	\$ 189.00	N/A
4661	Special Services	2206	GSA - Security Alarm	After-Hours Dispatching	\$ 369.00	N/A
4661	Special Services	2206	GSA - Security Alarm	Fire/Life/Safety Remote Monitoring	\$ 87.00	N/A
4661	Special Services	2206	GSA - Security Alarm	Intrusion Alarm Remote Monitoring	\$ 87.00	\$ 36.00
4661	Special Services	2206	GSA - Security Alarm	On-Site Alarm Response	\$ 349.00	N/A
4661	Special Services	2206	GSA - Security Alarm	Elevator Dispatch	\$ 63.00	N/A
4661	Special Services	2206	GSA - Security Alarm	Dispatch Activity	\$ 10.00	N/A
4661	Special Services	2206	GSA - Security Alarm	Camera Monitoring	\$ 104.36	\$ 60.89
4661	Special Services	2206	GSA - Access Card Reader	Card Reader	\$ 76.65	\$ 55.73
4661	Special Services	2206		Badge Services		
4661	Special Services	2206	GSA - ID Badge	ID Badges	\$ 68.31	\$ 62.68
4661	Special Services	2206	GSA - ID Badge	Background Checks	\$ 48.00	\$ 50.00
4661	Special Services	2206	GSA - ID Badge	Lamination, photo, and clip for provided card	\$ 20.00	\$ 21.00
4661	Special Services	2206	GSA - ID Badge	Reprinting due to customer error	\$ 32.00	\$ 33.00
4661	Special Services	2206	GSA - ID Badge	Extra photograph (on plastic card)	\$ 8.00	\$ 8.00
4661	Special Services	2206	GSA - ID Badge	Renewal/Visitor (Badge only-does not include access card)	\$ 5.00	\$ 5.00
4661	Special Services	2206	GSA - ID Badge	Blank card (No access)	\$ 5.00	\$ 5.00
4661	Special Services	2206	GSA - ID Badge	Employee ID photo extraction	\$ 11.00	\$ 11.00
4661	Special Services	2206	GSA - Retail Sales	Retail Supplies	Cost plus 13%	Cost plus 13%
4661	Special Services	2206	Special Services	Evacuation Maps (Planning and/or Drawing)	Per Quote	Per Quote
4661	Special Services	2206	Special Services	Security Operations Manager (Hourly Labor Rate)	\$ 116.43	\$ 146.67
4661	Special Services	2206		Event Services		
4661	Special Services	2206	GSA - Room Reservation	TV Monitor on Cart	\$ 36.00	\$ 37.00
4661	Special Services	2206	GSA - Room Reservation	Skype for Business	\$ 29.00	\$ 30.00
4661	Special Services	2206	GSA - Room Reservation	Webinar & PolyComm	\$ 95.00	\$ 98.00
4661	Special Services	2206	GSA - Room Reservation	Laptop computer	\$ 55.00	\$ 57.00
4661	Special Services	2206	GSA - Room Reservation	Computer Presentation (Computer and Monitor)	\$ 30.00	\$ 31.00
4661	Special Services	2206	GSA - Room Reservation	Digital Recorder	\$ 30.00	\$ 31.00
4661	Special Services	2206	GSA - Room Reservation	Microphone	\$ 19.00	\$ 20.00
4661	Special Services	2206	GSA - Room Reservation	Large Digital Frame (no laptop required)	\$ 30.00	\$ 31.00

General Services Agency
Fiscal Year 2026-27
Comprehensive Rate Sheet

Unit	Department	Object	Service Now Billing Type	Rate Type	BDM Rate FY25-26	BDM Rate FY26-27
4661	Special Services	2206	GSA - Room Reservation	Electronic Display Board Weekly Rate	\$ 47.00	\$ 49.00
4661	Special Services	2206	GSA - Room Reservation	Projectors (Overhead, 35mm & 16mm)	\$ 30.00	\$ 31.00
4661	Special Services	2206	GSA - Room Reservation	Projector (Portable)	\$ 30.00	\$ 31.00
4661	Special Services	2206	GSA - Room Reservation	Portable Lectern	\$ 30.00	\$ 31.00
4661	Special Services	2206	GSA - Room Reservation	Portable PA System	\$ 30.00	\$ 31.00
4661	Special Services	2206	GSA - Room Reservation	Poster Display (Information Towers) Weekly Rate	\$ 12.00	\$ 12.00
4661	Special Services	2206	GSA - Room Reservation	Easel	\$ 10.00	\$ 10.00
4661	Special Services	2206	GSA - Room Reservation	Easel with Flip Chart	\$ 30.00	\$ 31.00
4661	Special Services	2206	GSA - Room Reservation	Backdrop/display (includes delivery)	\$ 199.00	\$ 206.00
4661	Special Services	2206	GSA - Room Reservation	On-Site A-V operator Per Hour (Unit 4601 Blended Digital Systems Electronic Technician Labor Rate)	\$ 110.78	\$ 107.45
4661	Special Services	2206	GSA - Room Reservation	Custom Room Set Up (Unit 4601 Blended Digital Systems Electronic Technician Labor Rate)	\$ 110.78	\$ 107.45
4661	Special Services	2206	GSA - Room Reservation	Custom Event Set Up (Unit 4601 Blended Digital Systems Electronic Technician Labor Rate)	\$ 110.78	\$ 107.45
4661	Special Services	2206	GSA - Room Reservation	Equipment Delivery/Pickup	\$ 62.00	\$ 64.00
4661	Special Services	2206	GSA - Room Reservation	Site Inspection Fee (Cleaning)	\$ 31.00	\$ 32.00
4661	Special Services	2206	GSA - Room Reservation	Easy Pop Up Tent Setup	\$ 62.00	\$ 64.00
4661	Special Services	2206	GSA - Room Reservation	Trade Show Quality Floor Display Weekly Rate	\$ 25.00	\$ 26.00
4661	Special Services	2206	GSA - Room Reservation	Trade Show Display Transport, Setup and Removal	\$ 55.39	\$ 55.39
4661	Special Services	2206	GSA - Room Reservation	Room Utilities Lighting/Air Cooling (after hours 0-4 hours)	\$ 359.00	\$ 372.00
4661	Special Services	2206	GSA - Room Reservation	Room Utilities Lighting/Air Cooling (after hours4+ hours hours)	\$ 745.00	\$ 771.00
4661	Special Services	2206	GSA - Room Reservation	Last Minute Cancellation Fee	\$ 29.00	\$ 29.00
4661	Special Services	2206	GSA - Room Reservation	Equipment Rental Fees (stages, canopies, etc.)	Per Quote	Per Quote
4661	Special Services	2206		ROOM RESERVATIONS		
4661	Special Services	2206		HOA Atlantic Conf Room		
4661	Special Services	2206	GSA - Room Reservation	HOA Atlantic Conf Room 1-3 hours	\$ 103.00	\$ 107.00
4661	Special Services	2206	GSA - Room Reservation	HOA Atlantic Conf Room 3-5 hours	\$ 157.00	\$ 163.00
4661	Special Services	2206	GSA - Room Reservation	HOA Atlantic Conf Room >5 hours	\$ 311.00	\$ 322.00
4661	Special Services	2206		HOA Caribbean Conf Room		
4661	Special Services	2206	GSA - Room Reservation	HOA Caribbean Conf Room 1-3 hours	\$ 75.00	\$ 78.00
4661	Special Services	2206	GSA - Room Reservation	HOA Caribbean Conf Room 3-5 hours	\$ 99.00	\$ 102.00
4661	Special Services	2206	GSA - Room Reservation	HOA Caribbean Conf Room >5 hours	\$ 162.00	\$ 168.00
4661	Special Services	2206		HOA LPAR		
4661	Special Services	2206	GSA - Room Reservation	HOA LPAR 1-3 hours	\$ 103.00	\$ 107.00
4661	Special Services	2206	GSA - Room Reservation	HOA LPAR 3-5 hours	\$ 208.00	\$ 215.00
4661	Special Services	2206	GSA - Room Reservation	HOA LPAR >5 hours	\$ 416.00	\$ 431.00
4661	Special Services	2206		HOA MCR (Mediterranean Conf Room)		
4661	Special Services	2206	GSA - Room Reservation	HOA MCR (Mediterranean Conf Room) 1-3 hours	\$ 75.00	\$ 78.00
4661	Special Services	2206	GSA - Room Reservation	HOA MCR (Mediterranean Conf Room) 3-5 hours	\$ 99.00	\$ 102.00
4661	Special Services	2206	GSA - Room Reservation	HOA MCR (Mediterranean Conf Room) >5 hours	\$ 162.00	\$ 168.00
4661	Special Services	2206		HOA MPR		
4661	Special Services	2206	GSA - Room Reservation	HOA MPR 1-3 hours	\$ 103.00	\$ 107.00
4661	Special Services	2206	GSA - Room Reservation	HOA MPR 3-5 hours	\$ 208.00	\$ 215.00
4661	Special Services	2206	GSA - Room Reservation	HOA MPR >5 hours	\$ 416.00	\$ 431.00
4661	Special Services	2206		HOJ Pac Conf Room		
4661	Special Services	2206	GSA - Room Reservation	HOJ Pac Conf Room 1-3 hours	\$ 103.00	\$ 107.00
4661	Special Services	2206	GSA - Room Reservation	HOJ Pac Conf Room3-5 hours	\$ 157.00	\$ 163.00
4661	Special Services	2206	GSA - Room Reservation	HOJ Pac Conf Room>5 hours	\$ 311.00	\$ 322.00
4661	Special Services	2206		Serv Bldg Training Room		
4661	Special Services	2206	GSA - Room Reservation	Serv Bldg Training Room 1-3 hours	\$ 103.00	\$ 107.00
4661	Special Services	2206	GSA - Room Reservation	Serv Bldg Training Room 3-5 hours	\$ 157.00	\$ 163.00
4661	Special Services	2206	GSA - Room Reservation	Serv Bldg Training Room >5 hours	\$ 311.00	\$ 322.00
4703	Maintenance	2116	GSA - Maint WO	Maintenance Engineer Support. (Hourly Labor Rate)	\$ 133.93	\$ 126.08
4703	Maintenance	2116	GSA - Maint WO	Maintenance Certified Engineer Support (Hourly Labor Rate)	N/A	\$ 159.26
4703	Maintenance	2116	GSA - Maint WO	Building Equipment Utility Worker (Hourly Labor Rate)	\$ 96.73	\$ 106.34
4703	Maintenance	2116	GSA - Maint WO	Trades (Hourly Labor Rate)	\$ 129.22	\$ 133.65
4703	Maintenance	2116	GSA - Maint WO	Maintenance Mark Up	10.9%	11.5%
4705	Utilities	2311	Utilities	Utility Environmental Resource Analyst (Hourly Labor Rate)	\$ 79.30	\$ 74.99
4705	Utilities	2311	Utilities	Utility Manager Labor Rate (Hourly Labor Rate)	\$ 154.37	\$ 149.73
4705	Utilities	2056, 2:	GSA - Engie Fees	Non-GSA Customer Engie Setup or Closure (Accountant Rates @15m)	\$ 22.73	\$ 19.66

General Services Agency
Fiscal Year 2026-27
Comprehensive Rate Sheet

Unit	Department	Object	Service Now Billing Type	Rate Type	BDM Rate FY25-26	BDM Rate FY26-27
4705	Utilities	2056, 2:	GSA - Engie Fees	Non-GSA Customer Engie Account Set Up (Non-GSA Customer)	\$ 18.00	\$ 18.00
4705	Utilities	2056, 2:	GSA - Engie Fees	Non-GSA Customer Engie Monthly Account Mgt.	\$ 3.41	\$ 3.41
4705	Utilities	2056, 2:	GSA - Utilities CAP Pass Thru	Non-GSA Customer CAP Cost Recovery (See BDM)	% Varies	% Varies
4705	Utilities	2056, 2:	GSA - Service Fee	Non-GSA Customer GSA Fee	\$ 3.10	\$ 3.91
4721	Housekeeping	2058	GSA - Hskpng Grounds WO	Housekeeping (T&M Rate) (Hourly Labor Rate)	\$ 65.30	\$ 71.73
4721	Housekeeping	2056/2:	GSA - Hskpng Grounds WO	Housekeeping (Markup)	N/A	13.8%
4723	Grounds	2058	GSA - Hskpng Grounds WO	Grounds Maintenance Worker (Hourly Labor Rate)	\$ 119.42	\$ 121.38
4721/4723	Housekeeping/Grounds	2056/2:	GSA - Hskpng Grounds WO	Housekeeping/Grounds (Markup)	23.7%	N/A
4723	Grounds	2058	GSA - Hskpng Grounds WO	Grounds (Markup)	N/A	20.7%
4741	Facilities Projects	2116	GSA - Facilities Projects	Project Manager (Hourly Labor Rate)	\$ 157.91	\$ 147.58
4741	Facilities Projects	2116	GSA - Facilities Projects	Project Engineer (Hourly Labor Rate)	\$ 148.44	\$ 139.79
4741	Facilities Projects	2116	GSA - Facilities Projects	Interiors Management & Design (Hourly Labor Rate)	\$ 119.18	\$ 146.19
4741	Facilities Projects	2116	GSA - Facilities Projects	Interiors Labor (Hourly Labor Rate)	\$ 91.77	\$ 90.88
4741	Facilities Projects	2115/4:	GSA - Facilities Projects	Project PM Fee (% of Project Value)	10.9%	9.9%
4741	Facilities Projects	2115/4:	GSA - Facilities Projects	Furniture PM Fee CAP per project that exceeds \$500,000	\$ 54,726	\$ 49,500
4571	Transportation	2302	GSA - Fleet Svcs - HEI	Class 50 Mileage Rate	\$ 0.11	\$ 0.11
4571	Transportation	2302	GSA - Fleet Svcs - HEI	Class 51 Mileage Rate	\$ 0.31	\$ 0.34
4571	Transportation	2302	GSA - Fleet Svcs - HEI	Class 52 Mileage Rate	\$ 0.30	\$ 0.31
4571	Transportation	2302	GSA - Fleet Svcs - HEI	Class 53 Mileage Rate	\$ 0.31	\$ 0.34
4571	Transportation	2302	GSA - Fleet Svcs - HEI	Class 54 Mileage Rate	\$ 0.28	\$ 0.28
4571	Transportation	2302	GSA - Fleet Svcs - HEI	Class 55 Mileage Rate	\$ 0.49	\$ 0.49
4571	Transportation	2302	GSA - Fleet Svcs - HEI	Class 56 Mileage Rate	\$ 0.46	\$ 0.55
4571	Transportation	2302	GSA - Fleet Svcs - HEI	Class 57 Mileage Rate	\$ 0.41	\$ 0.42
4571	Transportation	2302	GSA - Fleet Svcs - HEI	Class 58 Mileage Rate	\$ 0.26	\$ 0.31
4571	Transportation	2302	GSA - Fleet Svcs - HEI	Class 60 Mileage Rate	\$ 1.96	\$ 1.31
4571	Transportation	2302	GSA - Fleet Svcs - HEI	Class 62 Mileage Rate	\$ 0.27	\$ 0.33
4571	Transportation	2302	GSA - Fleet Svcs - HEI	Class 65 Mileage Rate	\$ 0.30	\$ 0.31
4571	Transportation	2302	GSA - Fleet Svcs - HEI	Class 67 Mileage Rate	\$ 0.27	\$ 0.33
4571	Transportation	2302	GSA - Fleet Svcs - HEI	Class 68 Mileage Rate	\$ 0.47	\$ 0.50
4571	Transportation	2302	GSA - Fleet Svcs - HEI	Class 69 Mileage Rate	\$ 0.21	\$ 0.23
4571	Transportation	2302	GSA - Fleet Svcs - HEI	Class 70 Mileage Rate	\$ 0.51	\$ 0.51
4571	Transportation	2302	GSA - Fleet Svcs - HEI	Class 71 Mileage Rate	\$ 0.31	\$ 0.33
4571	Transportation	2302	GSA - Fleet Svcs - HEI	Class 72 Mileage Rate	\$ 4.62	\$ 4.29
4571	Transportation	2302	GSA - Fleet Svcs - HEI	Class 73 Mileage Rate	\$ 0.35	\$ 0.37
4571	Transportation	2302	GSA - Fleet Svcs - HEI	Class 74 Mileage Rate	\$ 0.18	\$ 0.20
4571	Transportation	2302	GSA - Fleet Svcs - HEI	Class 75 Mileage Rate	\$ 0.43	\$ 0.45
4571	Transportation	2302	GSA - Fleet Svcs - HEI	Class 76 Mileage Rate	\$ 0.20	\$ 0.22
4571	Transportation	2302	GSA - Fleet Svcs - HEI	Class 77 Mileage Rate	\$ 1.35	\$ 1.49
4571	Transportation	2302	GSA - Fleet Svcs - HEI	Class 61Fixed/Variable rate	\$ 287.74	\$ 316.32
4571	Transportation	2302	GSA - Fleet Svcs - HEI	Class 63Fixed/Variable rate	\$ 151.51	\$ 173.93
4571	Transportation	2304	GSA - Fleet Svcs - HEI	Auto Mechanic I/II (Hourly Labor Rate)	\$ 152.59	\$ 135.55
4571	Transportation	2304	GSA - Fleet Svcs - HEI	Auto Service Worker (Hourly Labor Rate)	\$ 132.97	\$ 123.81
4571	Transportation	2304	GSA - Fleet Svcs - HEI	Garage Attendant	N/A	\$ 111.76
4571	Transportation	2304	GSA - Fleet Svcs - HEI	Body/Paint Mechanic (Hourly Labor Rate)	\$ 162.56	\$ 143.38
4571	Transportation	2304	GSA - Fleet Svcs - HEI	Auto Systems Tech III (Hourly Labor Rate)	\$ 163.29	\$ 143.54
4571	Transportation	2303	GSA - Fleet Svcs - HEI	Class 50x Fixed Motorpool Hourly Rate	\$ 3.16	\$ 3.60
4571	Transportation	2303	GSA - Fleet Svcs - HEI	Class 51x Fixed Motorpool Hourly Rate	\$ 3.16	\$ 3.60
4571	Transportation	2303	GSA - Fleet Svcs - HEI	Class 52x Fixed Motorpool Hourly Rate	\$ 3.16	\$ 3.60
4571	Transportation	2303	GSA - Fleet Svcs - HEI	Class 53x Fixed Motorpool Hourly Rate	N/A	\$ 3.60
4571	Transportation	2303	GSA - Fleet Svcs - HEI	Class 54x Fixed Motorpool Hourly Rate	\$ 3.16	\$ 3.60
4571	Transportation	2303	GSA - Fleet Svcs - HEI	Class 65x Fixed Motorpool Hourly Rate	\$ 3.16	\$ 3.60
4571	Transportation	2303	GSA - Fleet Svcs - HEI	Class 67x Fixed Motorpool Hourly Rate	\$ 3.16	\$ 3.60
4571	Transportation	2303	GSA - Fleet Svcs - HEI	Class 76x Fixed Motorpool Hourly Rate	\$ 3.16	\$ 3.60
4571	Transportation	2303	GSA - Fleet Svcs - HEI	Class 50v Variable Motorpool Mileage Rate	\$ 0.11	\$ 0.11
4571	Transportation	2303	GSA - Fleet Svcs - HEI	Class 51v Variable Motorpool Mileage Rate	\$ 0.31	\$ 0.34
4571	Transportation	2303	GSA - Fleet Svcs - HEI	Class 52v Variable Motorpool Mileage Rate	\$ 0.30	\$ 0.31

General Services Agency
Fiscal Year 2026-27
Comprehensive Rate Sheet

Unit	Department	Object	Service Now Billing Type	Rate Type	BDM Rate			
					FY25-26	FY26-27		
4571	Transportation	2303	GSA - Fleet Svcs - HEI	Class 53v Variable Motorpool Mileage Rate	\$	0.31	\$	0.34
4571	Transportation	2303	GSA - Fleet Svcs - HEI	Class 54v Variable Motorpool Mileage Rate	\$	0.28	\$	0.28
4571	Transportation	2303	GSA - Fleet Svcs - HEI	Class 65v Variable Motorpool Mileage Rate	\$	0.30	\$	0.31
4571	Transportation	2303	GSA - Fleet Svcs - HEI	Class 67v Variable Motorpool Mileage Rate	\$	0.27	\$	0.33
4571	Transportation	2303	GSA - Fleet Svcs - HEI	Class 76v Variable Motorpool Mileage Rate	\$	0.20	\$	0.22
4571	Transportation	2303	GSA - Fleet Svcs - HEI	Class 50 Fuel Motorpool Fuel Estimate per Mile	\$	0.07	\$	0.10
4571	Transportation	2303	GSA - Fleet Svcs - HEI	Class 51 Fuel Motorpool Fuel Estimate per Mile	\$	0.19	\$	0.12
4571	Transportation	2303	GSA - Fleet Svcs - HEI	Class 52 Fuel Motorpool Fuel Estimate per Mile	\$	0.22	\$	0.17
4571	Transportation	2303	GSA - Fleet Svcs - HEI	Class 53 Fuel Motorpool Fuel Estimate per Mile		N/A	\$	0.18
4571	Transportation	2303	GSA - Fleet Svcs - HEI	Class 54 Fuel Motorpool Fuel Estimate per Mile	\$	0.30	\$	0.22
4571	Transportation	2303	GSA - Fleet Svcs - HEI	Class 65 Fuel Motorpool Fuel Estimate per Mile	\$	0.22	\$	0.17
4571	Transportation	2303	GSA - Fleet Svcs - HEI	Class 67 Fuel Motorpool Fuel Estimate per Mile	\$	0.24	\$	0.18
4571	Transportation	2303	GSA - Fleet Svcs - HEI	Class 76 Fuel Motorpool Fuel Estimate per Mile	\$	0.15	\$	0.05
4571	Transportation	2302	GSA - Fleet Svcs - HEI	Overhead Rate per month per Vehicle	\$	168.00	\$	175.00
4571	Transportation	2302	GSA - Fleet Svcs - HEI	Overhead Rate per month per Trailer	\$	59.00	\$	61.00
4571	Transportation	2302	GSA - Fleet Svcs - HEI	Overhead Rate per month per Misc. Eq.	\$	101.00	\$	105.00
4571	Transportation	2301	GSA - Fleet Svcs - HEI	County Fuel Markup per gallon	\$	0.39	\$	0.50
4571	Transportation	2301	GSA - Fleet Svcs - HEI	Voyager Fuel Markup per gallon	\$	0.29	\$	0.42
4571	Transportation	2304	GSA - Fleet Svcs - HEI	Parts Markup % of vendor part cost		32%		34%
4571	Transportation	2304	GSA - Fleet Svcs - HEI	Sublet Mark up % of vendor cost		26%		24%
4571	Transportation	2302	GSA - Fleet Svcs - HEI	Telematics Parts Mark up % of vendor cost		35%		36%
4571	Transportation	2302	GSA - Fleet Svcs - HEI	Loaner Surcharge per mile for fuel recovery	\$	0.38	\$	0.38
4571	Transportation	2302	GSA - Fleet Svcs - HEI	Per car wash	\$	19.64	\$	14.00
4571	Transportation	2303	GSA - Fleet Svcs - HEI	Motor Pool Minimum Fee	\$	10.00	\$	10.00
4571	Transportation	2303	GSA - Fleet Svcs - HEI	Motor Pool No Show Fee CMP RMP Cancel reservation after start time	\$	30.00	\$	30.00
4571	Transportation	2303	GSA - Fleet Svcs - HEI	Motor Pool Return vehicle with less than a 1/2 tank of gas or not plugged in EV	\$	50.00	\$	50.00
4571	Transportation	2305	GSA - Fleet Svcs - HEI	Inflation Factor per CPI New vehicles in Los Angeles-Long Beach-Anaheim, CA		0.00%		0.37%
4551	Heavy Equipment	2233	GSA - Fleet Svcs - HEI	HE Mileage Rate Class-1	\$	0.44	\$	1.16
4551	Heavy Equipment	2233	GSA - Fleet Svcs - HEI	HE Mileage Rate Class-2	\$	0.67	\$	1.61
4551	Heavy Equipment	2233	GSA - Fleet Svcs - HEI	HE Mileage Rate Class-3	\$	1.81	\$	1.45
4551	Heavy Equipment	2233	GSA - Fleet Svcs - HEI	HE Mileage Rate Class-4	\$	3.02	\$	2.28
4551	Heavy Equipment	2233	GSA - Fleet Svcs - HEI	HE Mileage Rate Class-5	\$	1.80	\$	2.14
4551	Heavy Equipment	2233	GSA - Fleet Svcs - HEI	HE Mileage Rate Class-6	\$	0.69	\$	0.69
4551	Heavy Equipment	2233	GSA - Fleet Svcs - HEI	HE Mileage Rate Class-7	\$	5.34	\$	3.13
4551	Heavy Equipment	2233	GSA - Fleet Svcs - HEI	HE Mileage Rate Class-8	\$	110.10	\$	89.07
4551	Heavy Equipment	2233	GSA - Fleet Svcs - HEI	HE Mileage Rate Class-9	\$	18.91	\$	51.10
4551	Heavy Equipment	2233	GSA - Fleet Svcs - HEI	HE Mileage Rate Class-10	\$	48.91	\$	30.40
4551	Heavy Equipment	2233	GSA - Fleet Svcs - HEI	HE Mileage Rate Class-12	\$	5.82	\$	3.38
4551	Heavy Equipment	2233	GSA - Fleet Svcs - HEI	HE Mileage Rate Class-13	\$	73.46	\$	112.84
4551	Heavy Equipment	2233	GSA - Fleet Svcs - HEI	HE Mileage Rate Class-15	\$	30.27	\$	47.54
4551	Heavy Equipment	2233	GSA - Fleet Svcs - HEI	HE Mileage Rate Class-16	\$	10.66	\$	14.03
4551	Heavy Equipment	2233	GSA - Fleet Svcs - HEI	HE Mileage Rate Class-17	\$	110.33	\$	48.30
4551	Heavy Equipment	2233	GSA - Fleet Svcs - HEI	HE Mileage Rate Class-18	\$	19.39	\$	63.87
4551	Heavy Equipment	2233	GSA - Fleet Svcs - HEI	HE Mileage Rate Class-19	\$	69.06	\$	15.00
4551	Heavy Equipment	2233	GSA - Fleet Svcs - HEI	HE Mileage Rate Class-21	\$	2.34	\$	2.14
4551	Heavy Equipment	2233	GSA - Fleet Svcs - HEI	HE Mileage Rate Class-69	\$	2.35		N/A
4551	Heavy Equipment	2233	GSA - Fleet Svcs - HEI	HE Mileage Rate Class-4801	\$	6.58	\$	3.35
4551	Heavy Equipment	2233	GSA - Fleet Svcs - HEI	HE Mileage Rate Class-4803	\$	327.43	\$	107.21
4551	Heavy Equipment	2233	GSA - Fleet Svcs - HEI	HE Mileage Rate Class-4804	\$	43.82	\$	81.13
4551	Heavy Equipment	2233	GSA - Fleet Svcs - HEI	HE Mileage Rate Class-4806	\$	10.72	\$	10.12
4551	Heavy Equipment	2233	GSA - Fleet Svcs - HEI	HE Mileage Rate Class-4807	\$	10.73	\$	11.12
4551	Heavy Equipment	2233	GSA - Fleet Svcs - HEI	HE Mileage Rate Class-4808	\$	60.57	\$	124.41
4551	Heavy Equipment	2233	GSA - Fleet Svcs - HEI	HE Mileage Rate Class-4809	\$	46.27	\$	71.98
4551	Heavy Equipment	2233	GSA - Fleet Svcs - HEI	HE Mileage Rate Class-4810	\$	826.64	\$	894.85
4551	Heavy Equipment	2233	GSA - Fleet Svcs - HEI	HE Mileage Rate Class-4811	\$	112.87	\$	65.88
4551	Heavy Equipment	2233	GSA - Fleet Svcs - HEI	HE Mileage Rate Class-4812	\$	11.34	\$	135.14
4551	Heavy Equipment	2233	GSA - Fleet Svcs - HEI	HE Mileage Rate Class-4813	\$	39.04	\$	13.65
4551	Heavy Equipment	2233	GSA - Fleet Svcs - HEI	HE Mileage Rate Class-4814	\$	36.64	\$	22.96
4551	Heavy Equipment	2233	GSA - Fleet Svcs - HEI	HE Mileage Rate Class-4816	\$	3.27	\$	6.04

General Services Agency
 Fiscal Year 2026-27
 Comprehensive Rate Sheet

Unit	Department	Object	Service Now Billing Type	Rate Type	BDM Rate FY25-26	BDM Rate FY26-27
4551	Heavy Equipment	2233	GSA - Fleet Svcs - HEI	HE Mileage Rate Class-4818	\$ 287.75	\$ 292.53
4551	Heavy Equipment	2233	GSA - Fleet Svcs - HEI	HE Mileage Rate Class-4819	\$ 266.06	\$ 259.31
4551	Heavy Equipment	2233	GSA - Fleet Svcs - HEI	HE Mileage Rate Class-4820	\$ 58.24	\$ 82.75
4551	Heavy Equipment	2233	GSA - Fleet Svcs - HEI	HE Vehicles/All Trucks-Monthly Overhead Rate	\$ 224.00	\$ 265.00
4551	Heavy Equipment	2233	GSA - Fleet Svcs - HEI	HE Trailers (Class 16)-Monthly Overhead Rate	\$ 78.00	\$ 93.00
4551	Heavy Equipment	2233	GSA - Fleet Svcs - HEI	HE Heavy Construction EQ-Monthly Overhead Rate	\$ 224.00	\$ 265.00
4551	Heavy Equipment	2233	GSA - Fleet Svcs - HEI	HE Misc. EQ-Monthly Overhead Rate	\$ 134.00	\$ 159.00
4551	Heavy Equipment	2304	GSA - Fleet Svcs - HEI	Heavy Equipment Mechanic II (Hourly Labor Rate)	\$ 154.18	\$ 130.44
4551	Heavy Equipment	2304	GSA - Fleet Svcs - HEI	Heavy Equipment Garage Attendant (Hourly Labor Rate)	N/A	\$ 112.37
4551	Heavy Equipment	2304	GSA - Fleet Svcs - HEI	Heavy Equipment Service Worker (Hourly Labor Rate)	\$ 129.93	\$ 115.09